

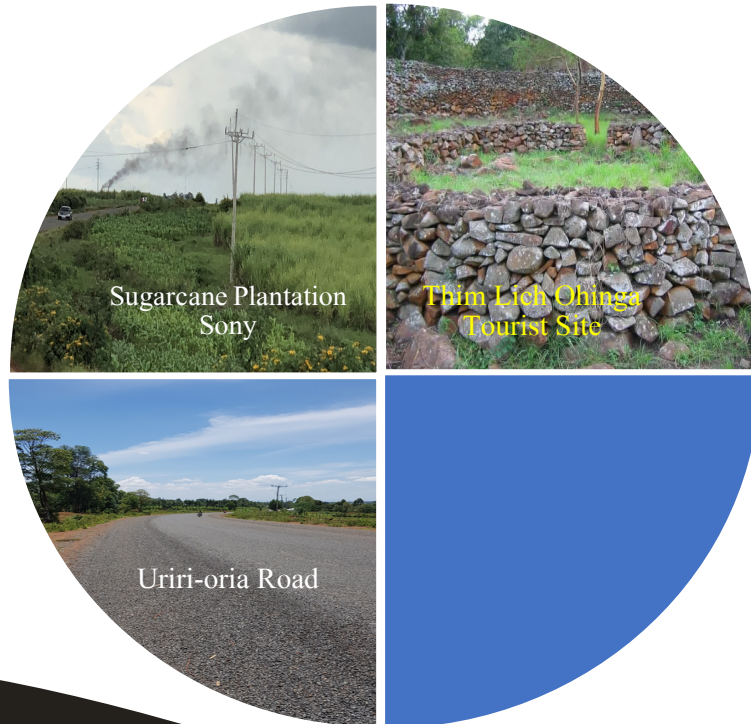


REPUBLIC OF KENYA

# COUNTY GOVERNMENT OF MIGORI



## COUNTY INTEGRATED DEVELOPMENT PLAN 2018-2022



# COUNTY INTEGRATED DEVELOPMENT PLAN FOR MIGORI

## COUNTY VISION, MISSION AND CORE VALUES

### **Vision Statement**

A vibrant and Prosperous County

### **Mission Statement**

Build a cohesive, result oriented and focused county grounded on an improved and sustainable socio-economic, infrastructural, affirmative action, secure and clean environment

### **Core Values**

People-centeredness

Equity

Accountability

Efficiency

Professionalism

Integrity

Innovativeness

Passion



## FOREWORD



The second Migori County Intergrated Development Plan has identified key policy actions, reforms, programmes, and projects that the County government in collaboration with the national government and other partners shall implement in line with its priorities, Kenya 2010 constitution and the long-term objective of vision 2030 in its aspiration to become a vibrant and prosperous county. It is anchored on the Kenya vision 2030, SDGs, MTP III and the President’s “Big Four” Agenda. It gives priority to infrastructural expansion, food security, socio economic transformation and good governance. In addition, it builds on the successes of the first

CIDP particularly in increasing the scale and pace of economic transformation.

The county government acknowledges infrastructure as an important enabler for sustained economic growth as it enhances faster and cheaper means of transport which is a critical ingredient for expansion of economic opportunities for employment and competitiveness of an economy. Under this agenda, the strategy will involve building on the on-going infrastructural development in road, transport, energy and ICT consequently leading to the achievement of the SDG 9 on *building a resilient infrastructure, promotion of inclusive and sustainable industrialization and foster innovation*.

In order to realize our short- and long-term objectives and create conducive environment for the creation of employment opportunities, the county government in partnership with the national government and private investors shall prioritize interventions in areas where the county has comparative advantage such as cross border trade, mining and sugar processing. Special emphasis shall be accorded to programmes targeting training and empowerment of youths to meet the demand for skilled jobs and entrepreneurship through credit and financial assistance.

A commercialized agriculture with high value addition shall remain our key priority. Therefore, improving agricultural productivity and value addition would thus be an effective way to enhance food security, employment creation, and income generation. On the socio-economic transformation platform, the county envisions a vibrant and prosperous economy where people are able to access clean and adequate drinking water, highly competitive education standards particularly at the ECDE and technical institutions, high quality health services, increased household incomes, decent housing and clean environment

The County Executive shall continue to be in the frontline in providing the necessary leadership and coordination towards the provision of timely and quality services to the people of Migori. Continuous capacity building and Performance Management shall be embraced to promote and strengthen performance, productivity and service delivery. Prudent financial management shall be upheld in adherence to the PFM Act 2012 and other relevant legislations. Additional stringent measures shall be instituted to strengthen the collection of locally generated revenue to supplement other sources so as to enhance the county’s resource envelope towards meeting the increasing development needs. The County Assembly on the other hand is expected to effectively play its oversight and legislative role through enactment of timely legislations aimed at strengthening devolution and service delivery to the people of Migori.

I must emphasize that the successful implementation of this plan calls for dedication and commitment from all the people of Migori. Indeed, with the goodwill and support from the National government, development partners and other key stakeholders, I am confident that we will achieve the goals set out in this plan.

**achary Okoth Obado**

**H.E Zachary Okoth Obado**

Governor Migori County

## LIST OF ACRONYMS

AIDS	Acquired Immune Deficiency Syndrome
CADP	County Annual Development Plan
CIDP	County Integrated Development Plan
CIMES	County Integrated Monitoring and Evaluation System
DRR	Disaster Risk Reduction
FOSA	Front Office Services Activity
HDI	Human Development Index
HDR	Human Development Report
HIV	Human Immunodeficiency Virus
ICT	Information, Communication Technology
Ksh.	Kenya Shilling
M&E	Monitoring and Evaluation
MoDP	Ministry of Devolution and Planning
MTEF	Medium Term Expenditure Framework
MTP	Medium Term Plan
NGOs	Non-Governmental Organizations
PBO	Public Benefit Organization
PFMA	Public Finance Management Act
PPP	Public Private Partnership
PWD	Persons with Disability
SACCO	Savings and Credit Cooperative
SDG	Sustainable Development Goal
SWG	Sector Working Group
UN	United Nations
USAID	United States Agency for International Development
GiZ	German Society for International Cooperation
UNEP	United Nations Environment Programme
UNDP	United Nations Development Programme

## Table of Contents

<b>COUNTY VISION, MISSION AND CORE VALUES .....</b>	<b>ii</b>
<b>EXECUTIVE SUMMARY .....</b>	<b>xix</b>
<b>CHAPTER ONE: COUNTY GENERAL INFORMATION .....</b>	<b>1</b>
1.1 INTRODUCTION.....	1
1.2 COUNTY LOCATION AND SIZE.....	1
1.3 PHYSIOGRAPHIC AND NATURAL CONDITIONS.....	3
1.3.1 Physical and Topographic Features .....	3
1.3.2 Ecological Conditions.....	3
1.3.3 Climatic Conditions .....	3
1.4 ADMINISTRATIVE AND POLITICAL UNITS.....	3
1.4.1 Administrative Subdivision .....	3
1.4.2 Political Units (Constituencies and Wards).....	7
1.5 DEMOGRAPHIC FEATURES .....	7
1.5.1 Population Size and Composition.....	7
1.5.2 Population Size .....	7
1.5.3 Population Projections for Selected Age Groups.....	8
1.5.4 Population Density and Distribution.....	9
1.5.5 Urban Population .....	10
1.6 DEMOGRAPHIC DIVIDEND INDICATORS.....	11
1.7 HUMAN DEVELOPMENT APPROACH.....	12
1.7.1 Human Development Index .....	13
1.7.2 Youth Development Index.....	13
1.7.3 The Gender Inequality Index (GII).....	13
1.8 INFRASTRUCTURE DEVELOPMENT .....	13
1.8.1 Roads and Rail Network, Ports and Jetties, Airports and Airstrips.....	13
1.8.2 Information, Communication and Technology (I.C.T).....	14
1.8.3 Energy Access.....	14
1.8.4 Housing.....	14
1.9 LAND AND LAND USE .....	15
1.9.1 Land Ownership Categories.....	15
1.9.2 Mean Holding Size .....	15
1.9.3 Percentage of Land with Title Deeds.....	15
1.9.4 Incidences of Landlessness .....	15

1.9.5 Settlement Patterns..... 15

1.9.6 Urban Settlements ..... 15

1.10 IRRIGATION INFRASTRUCTURE AND SCHEMES ..... 15

1.10.1 Irrigation Potential ..... 15

1.10.2 Irrigation Schemes ..... 16

1.11 CROP, LIVESTOCK, FISH PRODUCTION AND VALUE ADDITION ..... 16

1.11.1 Main Crops Produced ..... 16

1.11.2 Acreage under Food and Cash Crops..... 16

1.11.3 Main Storage Facilities ..... 17

1.11.4 Agriculture Extension Services..... 17

1.11.5 Training, (Training Institutions, Demonstration Farms Multiplication Sites)..... 17

1.11.6 Research and Information Services ..... 17

1.12 MAIN LIVESTOCK BREEDS AND FACILITIES..... 17

1.12.1 Ranching (Number, Ownerships and Activities)..... 18

1.12.2 Apiculture (Bee Keeping)..... 18

1.13 TOURISM AND WILDLIFE ..... 18

1.13.1 Main Tourist Attractions and Activities ..... 18

1.13.2 Classified Major Hotels (Numbers, Bed Capacity and Distribution by Sub-County). 18

1.13.3 Main Wildlife..... 19

1.13.4 Wildlife Conservation Areas (Game Parks, Game Reserves, Conservancies, Game Ranches)..... 19

1.13.5 Total Number of Tourists (Both Domestic and Foreign) Visiting Attraction Sites Annually ..... 19

1.14 INDUSTRY AND TRADE..... 19

1.14.1 Markets ..... 19

1.14.2 Industrial Parks (including Jua Kali sheds) ..... 20

1.14.3 Major Industries ..... 20

1.15 THE BLUE ECONOMY ..... 20

1.15.1 Main Fishing Activities, Types of Fish Produced, Landing Sites. .... 21

1.15.2 Renewable Energy ..... 21

1.16 FORESTRY, AGRO FORESTRY AND VALUE ADDITION ..... 21

1.16.1 Status of Forests in Migori County ..... 21

1.16.2 Main Forest Types and Size of Forests (Gazetted and Un-Gazetted Forests)..... 22

1.16.3 Main Forest Products ..... 23

1.16.4 Agro-Forestry..... 23

1.17 FINANCIAL SERVICES ..... 23

1.17.1 Number of Banks, Micro Finance Institutions, Mobile Money Agents and SACCOs with FOSAs 23

1.18 ENVIRONMENT AND CLIMATE CHANGE ..... 24

1.18.1 Major Degraded Areas / Hotspots and Major Contributions to Environmental Degradation ..... 24

1.18.2 Environmental Threats..... 25

1.19 WATER AND SANITATION..... 25

1.19.1 Water Resources ..... 25

1.19.2 Water Supply Schemes ..... 25

1.19.3 Water Sources and Access (Distance to the Nearest Water Points) by Sub-County ... 26

1.19.4 Water Management (Institutions, Measures for Sustainable Use)..... 26

1.19.5 Sanitation ..... 26

1.20 HEALTH ACCESS AND NUTRITION ..... 26

1.20.1 Health Personnel and Distribution ..... 26

Source: County Department of Health, 2017 ..... 27

1.20.2 Health Access and Facility Distribution ..... 27

1.20.3 Morbidity: Five Most Common Diseases in Order of Prevalence..... 28

1.20.4 Nutritional Status ..... 28

1.20.5 Immunization Coverage..... 28

1.20.6 Maternal Health Care (Maternal Deaths, Number of Mothers Delivering in Hospitals, Ante-Natal and Post-Natal Care)..... 29

1.20.7 Access to Family Planning Services/Contraceptive Prevalence ..... 29

1.20.8 HIV/AIDs Prevalence Rates and Related Services..... 30

1.21 EDUCATION, SKILLS, LITERACY AND INFRASTRUCTURE ..... 30

1.21.1 Primary and secondary schools in Migori County..... 30

1.21.2 Pre- School Education (Early Childhood Development Education)..... 31

1.21.3 Secondary Education ..... 31

1.21.4 Vocational education ..... 31

1.21.5 Tertiary Education ..... 32

1.21.6 Adult and Continuing Education ..... 32

1.22 SPORTS, CULTURE AND CREATIVE ARTS ..... 33

1.22.1 Museums, Heritage and Cultural sites ..... 33

1.22.2	Sports Facilities.....	33
1.22.3	Libraries /Information Documentation Centres/ Citizen Service Centres .....	33
1.22.4	Registered Traditional Herbalists and Medicinemen.....	34
1.23	COMMUNITY ORGANIZATIONS/NON-STATE ACTORS.....	34
1.24	SOCIAL AND CHILD PROTECTION.....	34
1.24.1	Number of Orphans and Vulnerable children (OVC).....	34
1.24.2	Child Protection cases.....	35
1.24.3	Cases of Street children .....	35
1.24.4	Child Care Facilities and Institutions by Sub-County .....	35
1.24.5	Sexual and Gender based violence (SGBV) .....	35
1.24.6	Number of Older Persons Receiving Cash Transfer.....	36
1.24.7	Number of Disabled People on Cash Transfer .....	36
1.25	Security, Law and Order .....	36
1.25.1	Number of Police Stations and Posts by Sub County .....	36
1.25.2	Types, trends and crime prone areas.....	37
1.25.3	Types and Number of Courts.....	37
1.25.4	Prisons and Probation Services.....	37
1.25.5	Number of Public Prosecution Offices .....	37
1.25.6	Number of prosecutions over the years .....	38
1.25.7	Community Policing Activities.....	38
1.25.8	Immigration Facilities.....	38
<b>CHAPTER TWO: LINKAGES WITH VISION 2030 AND OTHER PLANS.....</b>		<b>39</b>
2.1	OVERVIEW.....	39
2.2	LINKAGE OF THE CIDP WITH THE KENYA VISION 2030, ITS MEDIUM-TERM PLANS AND OTHER PLANS, POLICIES AND STRATEGIES .....	39
2.2.1	Kenya Vision 2030 .....	40
2.2.2	CIDP linkages with the Constitution of Kenya, 2010.....	40
2.2.3	Cross-Cutting Projects and Programmes Involving the County and Neighbouring Counties	40
2.2.4	Linkage with Sectoral Plans, Urban and City Plans within the County .....	41
2.3	INTEGRATION OF THE SUSTAINABLE DEVELOPMENT GOALS (SDGS) INTO THE CIDP.....	41
<b>CHAPTER 3: REVIEW OF THE IMPLEMENTATION OF THE PREVIOUS CIDP .....</b>		<b>46</b>
3.1	INTRODUCTION.....	46
3.2	FINANCIAL PERFORMANCE.....	46

3.2.1.	Equitable Share .....	47
3.2.2.	Local Revenue .....	48
3.2.3.	Conditional Grants .....	49
3.2.4.	Donors/Development Partners .....	50
3.2.5.	County Expenditure Analysis .....	51
3.3	SECTORAL PERFORMANCE.....	53
	Agriculture.....	53
	Livestock Production and Veterinary Services SubSector .....	54
	Fisheries Sub Sector .....	54
	Water Sub Sector .....	54
	Lands, Housing and Physical Planning .....	55
	Trade, Tourism, Cooperatives and Industrialization .....	55
	Education, Youth, Sports, Culture and Social Development .....	56
	Public Service Management .....	57
	Roads, Public Works, Energy and Transport .....	57
	Environment .....	60
	Health and Nutrition .....	60
3.4	CHALLENGES IN THE IMPLEMENTATION OF 2013-17 CIDP .....	61
3.4	LESSONS LEARNT.....	62
<b>CHAPTER 4: SPATIAL FRAMEWOTK AND NATURAL RESOURCE ASSESMENT.....</b>		<b>63</b>
4.1	INTRODUCTION.....	63
4.2	HUMAN SETTLEMENTS.....	63
4.3	RURAL SETTLEMENTS .....	64
4.4	NATURAL AND MINERAL RESOURCES.....	66
4.5	FORESTRY .....	66
4.6	DISASTER PRONE AREAS .....	67
4.7	TOURIST ATTRACTION AREAS .....	68
4.8	URBAN SETTLEMENTS.....	69
4.9	URBAN-RURAL LINKAGES .....	71
4.10	RESIDENTIAL.....	71
4.11	INDUSTRIAL PARK .....	72
4.12	RECREATIONAL PARKS .....	72
	Public Utilities.....	72
4.13	STATUS OF APPROVED PHYSICAL DEVELOPMENT PLANS.....	73



4.14 SLUM UPGRADING PROJECTS AND PROGRAMMES .....	73
4.15 ENVIRONMENTAL PLANNING AND CITIZEN PARTICIPATION .....	73
<b>CHAPTER FIVE: COUNTY DEVELOPMENT PRIORITIES AND STRATEGIES.....</b>	<b>82</b>
5.1 OVERVIEW.....	82
<b>5.2COUNTY DEVELOPMENT AGENDA AND ITS PILLARS .....</b>	<b>82</b>
<b>5.3PILLAR 1: INFRASTRUCTURE DEVELOPMENT .....</b>	<b>83</b>
5.4PILLAR 2: FOOD SECURITY .....	88
5.4PILLAR 3: SOCIO-ECONOMIC TRANSFORMATION .....	95
5.5 PILLAR 4: GOOD GOVERNANCE.....	109
5.6PROGRAMME AND SUB PROGRAMMES.....	114
5.6.1 Roads, Public Works and Transportation .....	114
5.6.2 Information Communication and Technology .....	115
5.6.3 Energy.....	115
5.6.4 Agriculture Development .....	116
5.6.5 Livestock Production.....	118
5.6.5 Veterinary Services.....	119
5.6.7 Fisheries Development .....	119
5.6.8Trade, Tourism and Cooperative Development .....	120
5.6.9 Education, Gender, Sports, Youth Development and Culture.....	122
5.6.10 Health and Nutrition .....	126
5.6.11 Environment and Disaster Management.....	131
5.6.12 Water Resources .....	134
5.6.13 Lands, Housing and Physical Planning .....	135
5.6.14 County Executive .....	137
5.6.15 County Assembly .....	138
5.6.16 Finance and Economic Planning .....	139
5.6.17 Public Service Board and Public Service Management .....	141
5.6.18 Public Service Management .....	142
5.7 FLAGSHIP/TRANSFORMATIVE PROJECTS .....	143
<b>CHAPTER 6: IMPLEMENTATION FRAMEWORK.....</b>	<b>157</b>
6.1 INTRODUCTION.....	157
6.2 THE COUNTY EXECUTIVE .....	159
6.2.1 The Governor.....	159
6.2.2 The Deputy Governor.....	159

6.2.3 County Executive Committee Members.....	159
6.2.4 County Chief Officers .....	160
6.2.5 County Public Service Board .....	160
6.2.6 Devolved County Level Units .....	160
<b>6.3 THE COUNTY LEGISLATURE .....</b>	<b>160</b>
6.3.1 County Assembly Speaker.....	160
6.3.2 County Assembly .....	160
<b>6.4 THE CITIZENS .....</b>	<b>161</b>
6.4.1 Residents.....	161
6.4.2 Stakeholders.....	161
6.4.3 Other Offices .....	162
<b>6.5 RESOURCE REQUIREMENTS BY SECTOR .....</b>	<b>162</b>
6.5.1 Summary of Proposed Budget by Sector.....	162
6.5.2 The Resource Mobilization Framework .....	163
6.5.3 Revenue streams Projections .....	163
6.5.4 Local Revenue Projections .....	163
6.5.5 Strategies for Raising Revenue.....	164
6.5.6 Financial Strategy .....	166
<b>CHAPTER 7: MONITORING AND EVALUATION FRAMEWORK .....</b>	<b>168</b>
7.1 Introduction .....	168
7.2 Data collection, Analysis, and Reporting.....	168
7.3 M&E Outcome Indicators .....	168
<b>ANNEXES .....</b>	<b>184</b>
<b>COMMUNITY PROPOSALS BY SECTOR, SUB-COUNTY AND WARD.....</b>	<b>190</b>
<b>1.0 AGRICULTURE, LIVESTOCK PRODUCTION, VETERINARY SERVICES AND FISHERIES .....</b>	<b>190</b>
<b>1.1 KURIA EAST SUBCOUNTY .....</b>	<b>190</b>
<b>1.2 KURIA WEST SUB COUNTY .....</b>	<b>191</b>
<b>1.3 SUNA EAST SUB COUNTY .....</b>	<b>193</b>
<b>1.4 SUNA WEST SUB COUNTY .....</b>	<b>195</b>
<b>1.5 AWENDO SUB COUNTY .....</b>	<b>195</b>
<b>1.6 NYATIKE SUB COUNTY .....</b>	<b>196</b>
<b>1.7 RONGO SUB COUNTY.....</b>	<b>199</b>
<b>1.8 URIRI SUB COUNTY.....</b>	<b>200</b>

<b>2.0</b>	<b>HEALTH AND NUTRITION.....</b>	<b>201</b>
2.1	NYATIKE SUB COUNTY .....	201
	KANYASA WARD .....	208
2.2	RONGO SUBCOUNTY.....	208
2.3	KURIA EAST SUB COUNTY .....	210
2.4	KURIA WEST SUB COUNTY .....	212
2.5	SUNA EAST SUB COUNTY .....	215
2.6	SUNA WEST SUB COUNTY .....	216
	WASIMBETE.....	217
2.7	URIRI SUB COUNTY .....	217
2.8	AWENDO SUB COUNTY .....	219
<b>3.0</b>	<b>ENVIRONMENT AND DISASTER MANAGEMENT.....</b>	<b>221</b>
3.1	NYATIKE SUB COUNTY .....	221
3.2	KURIA EAST SUB COUNTY .....	222
3.3	KURIA WEST SUB COUNTY .....	223
3.4	RONGO SUB COUNTY.....	223
3.5	URIRI SUB COUNTY .....	224
3.6	SUNA EAST SUB COUNTY .....	225
3.7	AWENDO SUB COUNTY .....	226
3.8	SUNA WEST SUB COUNTY .....	227
<b>4.0</b>	<b>EDUCATION, SPORTS, YOUTH DEVELOPMENT, CULTURE, GENDER AND SOCIAL SERVICES.....</b>	<b>227</b>
4.1	URIRI SUB COUNTY .....	227
4.2	AWENDO SUB COUNTY .....	228
4.3	SUNA WEST SUBCOUNTY .....	231
4.4	NYATIKE SUB COUNTY .....	231
	MACALDER KANYARWANDA .....	233
4.5	KURIA EAST SUB COUNTY .....	233
4.6	KURIA WEST SUB COUNTY .....	235
	MAKERERO WARD .....	237
4.7	RONGO SUB COUNTY.....	237
	NORTH KAMAGAMBO .....	238
4.8	SUNA EAST SUB COUNTY .....	238
<b>5.0</b>	<b>TRADE, TOURISM AND COOPERATIVE DEVELOPMENT.....</b>	<b>239</b>
5.1	URIRI SUB COUNTY .....	239

5.2	KURIA WEST SUBCOUNTY .....	241
5.3	KURIA EAST SUB COUNTY .....	243
5.4	SUNA EAST SUB COUNTY .....	245
	KWA WARD .....	246
5.5	SUNA WEST SUB COUNTY .....	246
5.6	AWENDO SUB COUNTY .....	248
5.7	NYATIKE SUB COUNTY .....	249
5.8	RONGO SUB COUNTY.....	251
<b>6.0</b>	<b>ROADS, TRANSPORT, PUBLIC WORKS AND ENERGY.....</b>	<b>253</b>
6.1	NYATIKE SUB COUNTY .....	253
6.2	RONGO SUBCOUNTY.....	260
6.3	KURIA EAST SUB COUNTY .....	263
6.4	AWENDO SUB COUNTY .....	269
6.5	KURIA WEST SUB COUNTY .....	275
6.6	URIRI SUB COUNTY .....	280
6.7	SUNA WEST SUB COUNTY .....	285
6.8	SUNA EAST SUB COUNTY .....	289
<b>7.0</b>	<b>WATER AND ENERGY.....</b>	<b>293</b>
7.1	URIRI SUB COUNTY .....	293
7.2	SUNA WEST SUB COUNTY .....	295
7.3	SUNA EAST SUB COUNTY .....	297
7.4	NYATIKE SUB COUNTY .....	300
7.5	RONGO SUB COUNTY.....	303
7.6	KURIA EAST SUB COUNTY .....	306
	GOKEHARAKA WARD .....	308
7.7	AWENDO SUB COUNTY .....	308
7.8	KURIA WEST SUB COUNTY .....	313
<b>8.0</b>	<b>LANDS, HOUSING AND PHYSICAL PLANNING .....</b>	<b>316</b>
8.1	URIRI SUB COUNTY .....	316
	SOUTH KANYAMKAGO .....	316
8.2	SUNA EAST SUB COUNTY .....	316
8.3	AWENDO SUB COUNTY .....	317
8.4	NYATIKE SUB COUNTY .....	318
8.5	KURIA WEST SUB COUNTY.....	318

NYOMOSENSE/KOMOSOKO.....	319
8.6 KURIA EAST SUB COUNTY .....	319
8.6 SUNA WEST SUB COUNTY .....	320
8.7 RONGO SUB COUNTY.....	321
9.0 COUNTY ASSEMBLY .....	321
9.1 SUNA EAST SUB-COUNTY .....	321
9.2 KURIA EAST SUB-COUNTY.....	321
9.3 NYATIKE SUB-COUNTY.....	321
10.0 PUBLIC SERVICE MANAGEMENT SECTOR.....	321
10.1 URIRI SUB COUNTY .....	321
10.2 RONGO SUB COUNTY.....	321
10.3 AWENDO SUB COUNTY .....	322
10.4 SUNA EAST SUB COUNTY .....	322
10.5 KURIA EAST SUB COUNTY .....	322
10.6 KURIA WEST SUB COUNTY.....	322
10.7 NYATIKE .....	322
10.8 SUNA WEST SUB COUNTY .....	322
11.0 INFORMATION, COMMUNICATION AND TECHNOLOGY SUB SECTOR.....	323
11.1 URIRI SUB COUNTY .....	323
SOUTH KANYAMKAGO .....	323
11.2 RONGO SUB COUNTY.....	323
11.3 AWENDO SUB COUNTY .....	323
11.4 SUNA WEST SUB COUNTY .....	324
11.5 NYATIKE SUB COUNTY .....	324
11.6 KURIA WEST SUB COUNTY.....	324
11.7 KURIA EAST SUB COUNTY .....	324

**List of Tables**

<b>Table 1: Agro-ecological zones for the division</b>	<b>3</b>
<b>Table 2: Administrative Units</b>	<b>3</b>
<b>Table 3: Area by Sub-County and Ward</b>	<b>6</b>
<b>Table 4: County's Electoral Wards by Constituency Political Units (Constituencies, Electoral Wards)</b>	<b>7</b>
<b>Table 5: Population Projection by Age Cohorts (2017-2022)</b>	<b>7</b>
<b>Table 6: Population Projections for Selected Age groups</b>	<b>8</b>
<b>Table 7: Population Distribution and Density by Constituency.</b>	<b>9</b>
<b>Table 8: Population Projections by Constituency</b>	<b>10</b>
<b>Table 9: Population of major urban centres</b>	<b>10</b>
<b>Table 10: Demographic Dividend potential</b>	<b>11</b>
<b>Table 11: Proposed Lots for Lower Kuja Irrigation Project</b>	<b>16</b>
<b>Table 12: County Market Centers</b>	<b>19</b>
<b>Table 13: Aquaculture Data for the Year 2016</b>	<b>21</b>
<b>Table 14: Forest Cover Status in Migori County</b>	<b>22</b>
<b>Table 15: Distribution /Coverage of Financial Services by Sub-County</b>	<b>23</b>
<b>Table 16: Major Degradation Hotspots, and Possible Solutions</b>	<b>24</b>
<b>Table 17: Water Sources and Access by Sub-County</b>	<b>26</b>
<b>Table 18: Health Personnel and Distribution</b>	<b>26</b>
<b>Table 19: GOK Health Facility Distribution by Sub County</b>	<b>27</b>
<b>Table 20: Percentage of under-five children who are under-weight by Sub County</b>	<b>28</b>
<b>Table 21: Trend of Percentage of Fully Immunized Children by Sub County</b>	<b>28</b>

<b>Table 22: Percentage of deliveries conducted by skilled attendants</b>	<b>29</b>
<b>Table 23: Institutional Maternal Mortality Cases (Absolute Numbers) by Sub-County</b>	<b>29</b>
<b>Table 24: The Percentage of Women of Reproductive Age Receiving Family Planning Between 2012 and 2017</b>	<b>29</b>
<b>Table 25: HIV/AIDs Prevalence Rates and Related Services</b>	<b>30</b>
<b>Table 26: Primary and secondary schools in Migori County</b>	<b>30</b>
<b>Table 27: Adult Education Centres</b>	<b>32</b>
<b>Table 28: Enrolment for Adult and Continuing Education</b>	<b>33</b>
<b>Table 29: Number of Instructors/ Teachers</b>	<b>33</b>
<b>Table 30: distribution of OVCCT per sub-county in Migori County</b>	<b>34</b>
<b>Table 31: Child Care Facilities and Institutions by Sub-County</b>	<b>35</b>
<b>Table 32: Number of Older Persons Receiving Cash Transfer</b>	<b>36</b>
<b>Table 33: Number of Disabled People on Cash Transfer</b>	<b>36</b>
<b>Table 34: Number of Police Stations and Posts by Sub County</b>	<b>36</b>
<b>Table 35: Types and Number of Courts</b>	<b>37</b>
<b>Table 36: Number of Public Prosecution Offices</b>	<b>37</b>
<b>Table 37: Number of prosecutions over the years</b>	<b>38</b>
<b>Table 38: Revenue Streams to Migori County Governement for the financial years 2013-2017</b>	<b>46</b>
<b>Table 39: Performance of local revenues 2013-2017</b>	<b>48</b>
<b>Table 40: Conditional Grants</b>	<b>49</b>
<b>Table 41: Donors/Development Partners</b>	<b>50</b>
<b>Table 42: County Expenditure Analysis</b>	<b>51</b>
<b>Table 43: Development Expenditure</b>	<b>52</b>
<b>Table 44: Physical Development Plans Prepared</b>	<b>73</b>
<b>Table 45: County spatial development strategies by thematic areas</b>	<b>74</b>
<b>Table 46: County stakeholders and their roles</b>	<b>161</b>
<b>Table 47: Summary of Proposed Budget by Sector</b>	<b>162</b>
<b>Table 48: Revenue streams Projections</b>	<b>163</b>
<b>Table 49: Local Revenue Projections</b>	<b>163</b>
<b>Table 50: Outcome Indicators by Sectors</b>	<b>169</b>
<b>Table 51: On-going projects</b>	<b>184</b>
<b>Table 52: Community Proposals by Sector, Subcounty and Ward</b> Error! Bookmark not defined.	
<b>Table 53: Ongoing Projects</b>	<b>190</b>





<b>Table of Figures</b>	
<b>Figure 1: Location of Migori County in the Republic of Kenya</b>	<b>2</b>
<b>Figure 2: County administrative and political units</b>	<b>5</b>
<b>Figure 3: Linkages of the CIDP with the Kenya Vision 2030, MTPs, Other Plans and Strategies</b>	<b>39</b>
<i>Figure 4: Trend on Migori County Equitable Share</i>	<b>48</b>
<b>Figure 5: Performance of Local Revenue 2013-2017</b>	<b>49</b>
<b>Figure 6: Conditional Grants from 2013-2017</b>	<b>50</b>
<b>Figure 7: Recurrent Expenditure - Operations Vs Personnel from 2013-2017</b>	<b>52</b>
<b>Figure 8: Cumulative Development Expenditure totals</b>	<b>53</b>
<b>Figure 9 The Newly Constructed Laboraroty at Migori level IV Hospital</b>	<b>60</b>
<b>Figure 10: Land use in Migori County</b>	<b>65</b>
<b>Figure 11: Natural resource in Migori County</b>	<b>66</b>
<b>Figure 12: Forests in Migori County</b>	<b>67</b>
<b>Figure 13: Disaster prone zones in Migori</b>	<b>68</b>
<b>Figure 14: Migori county Tourist attraction sites</b>	<b>69</b>
<b>Figure 15: County Major Urban Centres</b>	<b>70</b>

## EXECUTIVE SUMMARY

The second CIDP identifies key policy actions, reforms, programmes, and projects that the County government will implement in the 2018-2022 period in line with its priorities, Kenya 2010 constitution and the long-term objective of vision 2030. Accordingly, the theme of this CIDP is to be *a vibrant and prosperous County*. The CIDP gives priority to infrastructural expansion, food security, socio economic transformation and good governance. In addition, it aims to build on the successes of the first CIDP (2013-2017), particularly in increasing the scale and pace of economic transformation. Simultaneously, the Plan aims to meet the Sustainable Development Goals for the residents of Migori County by paying attention to securing our environment, building resilience to climate change and mainstreaming gender, youth, disability and HIV in all projects and programmes. The development agenda also identifies a number of flagship projects in every sector to be implemented over the plan period and to facilitate desired growth rate towards achieving the main objective of the Kenya Vision 2030. Much of this will be done in collaboration with the National Government and other development partners as provided for under the Kenyan laws.

The overall aim of the plan is that by 2022 the residents of Migori will have experienced positive transformation in the quality of their livelihoods.

### **Pillar 1: Infrastructural Expansion**

The expansion of Infrastructure enables sustained economic growth through enhancing faster and cheaper means of transport which is a critical ingredient for expansion of economic opportunities for employment and competitiveness of an economy. Under this agenda, the strategy will involve building on the on-going infrastructural development in road, transport, energy and ICT consequently leading to the achievement of the SDG 9 (*build resilient infrastructure, promote inclusive and sustainable industrialization and foster innovation*).

The key sectors under this pillar include Roads, Transport and Public Works, Energy and ICT.

#### **(i) Expanding the Road and Transport Network**

Over the medium term, priority shall be given to developing the road transport in order to have an effective, efficient and secure road network so as to ensure sustained economic transformation and to open the rural markets for competitive economy.

The county government shall embark on massive investments in upgrading and opening of rural access roads, gravelling of the existing roads, tarmacking of key roads in key towns, construction of footbridges and culverts and routine maintenance of the roads across the county. In collaboration with the national government, it shall also construct the three existing airstrips and install the necessary navigation facilities.

#### **(ii) Access to Adequate, Affordable and Reliable Energy Supply**

With regard to energy, the plan gives emphasis on modernising energy infrastructure network, increasing the energy generated from renewable sources and providing energy that is affordable and reliable to businesses and homes. In order to realise this goal, the County Government in collaboration with the National Government and the private sector shall enhance power generation and provide sustainable sources of light such as solar lamps, install more street lights in all the major towns and markets in addition to cost-sharing in the provision of transformers.

#### **(iii) Information and Communication Technology (ICT)**

In order to facilitate efficient service delivery and improve accountability and transparency, the county shall enhance the use of ICT in education, healthcare, governance and financial management.

This shall be achieved through adoption of e-governance to ensure easy access to government services, capacity building on ICT by training of staff and stakeholders, increase connectivity at the sub-county level and strengthening of county integrated database management system.

## **Pillar 2: Food Security**

Under this pillar, the county government shall ensure that the residents of Migori have access to sufficient, safe and nutritious food at all times for an active and healthy life. Substantial investment in food production has been prioritised as a strategy towards improving productivity and value addition hence leading to employment creation and income generation. This pillar is anchored on the priorities and strategies in crop production, livestock production, veterinary services and fisheries subsectors.

### **I. Crop Production**

The second CIDP will give top priority to increased acreage under irrigation in order to reduce the county's dependence on rain-fed agriculture. In addition, measures shall be taken to enhance agricultural mechanisation, promote horticulture and increase crop productivity through provision of subsidized farm inputs.

### **II. Livestock Production**

To enhance livestock production, the county shall prioritise placement of superior dairy animals, upgrading of local cattle breeds with Sahiwal bulls, supply of bee hives, establishment and conservation of fodder.

In order to capacity build farmers on new farming technologies, the county shall embark on extensive farmer trainings by establishing and equipping of ATCs, enhance extension services by increasing the number of technical staff and provision of more vehicles and motorcycles to improve their mobility.

### **III. Fisheries**

Priority areas in this sector shall include enhancement of fish production through provision of quality fingerlings and fish feeds, establishment of a fish feed production unit, establishment of a fingerling production unit, construction of pilot fish cages and construction of omena drying racks.

The county shall establish Beach Management Units (BMU) and capacity build the fisher-folk through mentoring and trainings and increasing the number of field extension officers.

### **IV. Veterinary Services**

To improve the quality of livestock, emphasis shall be placed on construction of dips and spray races, provision of veterinary clinical services, construction of slaughter houses and provision of Artificial Insemination (AI).

## **Pillar 3: Socio-Economic Transformation**

Under this pillar, the county envisions a vibrant and prosperous economy with at least 40 percent of its population generating economic output and employment from other sectors to supplement agriculture. The county aims to grow its economy and reduce its population growth rate by improving access to education and health services which shall in turn reduce poverty.

6 major areas of focus have been identified as the key drivers towards the realization of the above transformation namely; Trade, Industrialization and Tourism development; Education and Youth Development; Health and Nutrition Environment; Water and Sanitation; and Lands, Physical Planning and Housing.

### **(i) Universal Health Care**

The county aims at providing quality health services for all by the end of this plan period. This shall be achieved by equipping public health facilities with specialized medical equipment, recruiting more staff and upgrading the skills of the existing health workers; In addition, the county shall strengthen

the supply of drugs and refurbish existing health facilities and reduce morbidity and mortality from malaria, HIV/AIDs, tuberculosis and non-communicable diseases.

**(ii) Water Accessibility**

The county shall focus on provision of access to safe and potable water for domestic and industrial use in rural and urban areas. The strategies formulated in the plan shall exploit all water sources including ground, rain and surface water in the most efficient methods.

**(iii) Environment conservation and Management**

Climate change has emerged as the most evident impact of environmental degradation. The county shall therefore call for multi-sectoral partnerships in tackling the negative impacts. It shall implement programmes that improve conservation and management of the environment. In addition, it aims at having clean towns and urban centres by investing in solid waste management.

To conserve its natural resources, the county shall focus on its current forest policy that emphasizes the need to increase forest and tree cover; conserve and rehabilitate the remaining natural forests and woodlands for environmental protection. The government shall achieve the policy goals through: forest plantation, carbon offset scheme and farm forestry.

In order to mitigate the effects of natural disasters, the county shall implement adaptation programmes in high risk zones. This shall be accompanied by an improved disaster-preparedness strategy, including early warning systems, public awareness on natural calamities like droughts and floods preparedness campaign.

**(iv) Promotion of Trade and Industrialization**

In this second CIDP, the County government shall undertake employment promotion by establishing industrial parks to attract local and foreign investments, expand and diversify the production of goods and services for both domestic and export markets. It shall also prioritize value addition and promotion of local entrepreneurship through establishment of SMEs, ensure access to markets by providing market infrastructure and ensure access to cheap credit through loans.

On domestic tourism, the government in collaboration with the private sector shall implement programmes targeting the domestic market such as cultural festivals, media and social media advertisements. It shall also focus more on diversified tourism product beyond traditional tourist sites and beaches.

**(v) Quality Education and gender equality**

The county government is committed providing access to basic education and increasing access to quality and appropriate technical, vocational and life skills training to the youth. This will be achieved through construction and equipping of ECDEs and TVETs, establishment of educational bursary and scholarship schemes and recruitment of sufficient trained tutors.

To promote gender equality, The County shall endeavour to involve all categories of marginalized people in its decision making processes, programmes and projects. It shall also implement the disability development fund and mainstream gender and disability in all its sectors.

**(vi) Ensuring affordable Housing and Human Settlement**

To mitigate the effects of rapid urban population growth, the county shall continue to develop town plans for key towns while alienating land for special-use activities such as waste disposal sites,

cemeteries, stadia and recreational parks. Enforcement of building by-laws shall ensure that the plans are adhered to in order to curb the development of slums in the county and also to reduce the encroachment of public land and road reserves.

#### **Pillar 4: Good Governance**

Under this pillar, it is envisioned that power in the county shall be exercised in a manner that promotes effective management of the county's economic and social resources for development. The key sectors under this pillar are the Executive, the County Assembly, Public Service Management, the County Public Service Board and Finance and Economic Planning.

##### **(i) Executive**

Through the office of the Governor, Deputy Governor and the County Secretary, democracy and public participation shall be enhanced through encouragement of formal and informal civic education programs. The county shall also promote of open engagement and free flow of information between government, civil society and the private sector. Transparency and accountability shall be encouraged through encouraging public access to information and data.

##### **(ii) County Assembly**

In this plan period the assembly shall prioritize the enactment of people centred legislations and enhanced oversight to ensure that the citizens are the ultimate beneficiaries of devolution. It shall continue to offer the political goodwill that is required for the implementation of the programs outlined in this plan and hence, it is expected to work closely with the County Executive to pass bills that are relevant to the development needs of the residents.

##### **(iii) Finance and Economic Planning**

To maintain the balance between the financial resources available and financing the social needs of the people, the PFM Act(2012) will be implemented with the aim of exercising controls in public spending and improving the quality of public expenditure through full implementation of IFMIS and training of staff involved in planning and budgeting and expenditure at the county level. Leakages in the local revenue processes shall also be reduced in addition to promotion of transparency and accountability in all the county activities.

##### **(iv) Public Service Board and Public Service Management**

The two sectors shall work hand in hand to ensure that performance management is implemented in line with the national values and principles of governance. They shall further implement reforms aimed at improving efficiency and effectiveness in service delivery through a public service that is citizen focused, professional and result oriented.

**Conclusion:** the policies, legal and institutional reforms that are required for the successful implementation of the second CIDP are elaborated in subsequent sections of this document. The county government shall therefore ensure that the requisite legislation and reforms are undertaken upfront so that the sector programs, projects and activities are implemented within the specified timelines and as highlighted in the strategy's implementation framework. It is our conviction that with the broad partnership between Migori residents and our partners, the objectives contained in this CIDP will be achieved and will create a better County for all.

**Finance and Economic Planning**





# **CHAPTER ONE: COUNTY GENERAL INFORMATION**

## **1.1 INTRODUCTION**

This chapter gives the general information on the socio-economic and infrastructural information that has a bearing on the development of the county. It provides a description of the county in terms of its location, size, physiographic and natural conditions, demographic profiles as well as the administrative and political units. In addition, it provides information on infrastructure and access; land and land use; community organizations/non-state actors; crop, livestock and fish production; forestry, environment and climate change; mining; tourism; employment and other sources of income; water and sanitation; health access and nutrition, education and literacy.

## **1.2 COUNTY LOCATION AND SIZE**

Migori County is one of the forty-seven counties in Kenya. It is situated in the South-Western part of Kenya. It borders Homa Bay County to the North, Kisii and Narok Counties to the East and the Republic of Tanzania to the South. It also borders Lake Victoria to the West. It is located between latitude 1° 24' South and 1° 40' South and longitude 34° 50' East and covers an area of 2,596.5 km<sup>2</sup> including approximately 478 km<sup>2</sup> of water surface. Figure 1 below shows the location of Migori County in Kenya.

Figure 1: Location of Migori County in the Republic of Kenya



Source: Survey department, 2013

### 1.3 PHYSIOGRAPHIC AND NATURAL CONDITIONS

#### 1.3.1 Physical and Topographic Features

The county's altitude ranges between 1140m above sea level at the shores of Lake Victoria in Nyatike Sub-county to 4625m above sea level in Uriri Sub-County. Undulating hills cover most of the county's landscape with few stretches of flat lands. Some of the hills found in the county include Nyakune (4625m), Ogengo (4300m) and God Sibwoche (1475m) in Uriri sub-county, God Kwer (1420m), Mukuro (1454m) and Nyabisawa (1489m) in Suna West Sub county, God Kwach (1340m) in Nyatike Sub-county, Renjoka (1592m) in Kuria West Sub-county, and Maeta (1733m) in Kuria East Sub-county

The main rivers in the county are Kuja, Migori and Riana, all of which originate from the highland regions of the neighbouring Kisii and Narok Counties while the smaller and mainly seasonal rivers include Ongoche, Oyani and Sare. Rivers Migori, Ongoche, Oyani and Sare eventually drain into River Kuja at various locations within the county which in turn finally drains into Lake Victoria. Another spectacular feature found in the county is the Gogo Falls found along River Kuja.

The county's topography is underlain by 'relatively acid' parent rock and Granite covering most parts of Kuria East, Kuria West, Nyatike, some parts of Rongo and Migori Sub-counties with the rest being covered by the Nyanzian and Bukoban rocks.

#### 1.3.2 Ecological Conditions

The county has six agro-ecological zones ranging from Upper Midland (UM) 1-3 to Lower Midlands (LM) 1-5. These zones in turn determine the type of agricultural activities to be undertaken as depicted in Table 1 below.

Table 1: Agro-ecological zones for the division

Zone	Division	Crops grown
UM1	Eastern Rongo	Tea, Coffee, Sugar Cane, Maize, Beans, Tobacco
UM2-3	Uriri, Kehancha, Ntimaru and some parts of Kegonga	Maize, Beans, Tobacco, Coffee, Sweet Potatoes, Cassava And Vegetables
LM1-2	Rongo, Uriri, Mabera, Kegonga	Maize, Beans, Tobacco, Finger Millet, Coffee, Sweet Potatoes And Rain Fed Rice
LM3	Suba East	Maize, Beans, Finger Millet, Sorghum, Cotton
LM4	Nyatike, Karungu	Sunflower, Sorghum, Cassava
LM5	Western Nyatike, Muhuru	Cassava, Sorghum, Sesame

#### 1.3.3 Climatic Conditions

The county experiences an inland equatorial climate modified by the effects of altitude, relief and the influence of the large body of water of Lake Victoria.

Annual rainfall averages from 700mm to 1,800 mm with long rains experienced between March and May while the short rains occur between September and November. Dry seasons are experienced in two phases annually with the first phase occurring from December to February while the second phase is usually experienced between June and September. The lakeshore divisions of Nyatike, Muhuru and Karungu together with parts of Kegonga experience unreliable and poorly distributed rainfall.

Annual temperatures vary between a mean minimum of 24<sup>0</sup>C and maximum of 31<sup>0</sup>C, with high humidity and a potential evaporation of 1800mm to 2000 mm per year.

### 1.4 ADMINISTRATIVE AND POLITICAL UNITS

#### 1.4.1 Administrative Subdivision

Table 2: Administrative Units

<b>Subcounty</b>	<b>No. of Divisions</b>	<b>No. of Locations</b>	<b>No. of Sublocations</b>
<b>Suna East</b>	2	11	19
<b>Uriri</b>	5	12	29
<b>Rongo</b>	2	7	22
<b>Mabera</b>	3	10	22
<b>Kuria West</b>	4	10	21
<b>Ntimaru</b>	2	9	18
<b>Nyatike</b>	5	26	54
<b>Awendo</b>	3	12	31
<b>Suna West</b>	4	8	18
<b>Kuria East</b>	2	12	23

*Source: County Commissioner's Office, Migori, 2017*

The county has 10 sub-counties, 32 divisions, 117 locations and 261 sub-locations. Nyatike Sub-county has the highest number of administrative units while Suna West and Ntimaru Sub-counties have the lowest number.

The Sub-counties also form the electoral units/constituencies namely Suna East, Suna West, Nyatike, Uriri, Awendo, Rongo, Kuria East and Kuria West constituencies. These are further sub-divided into 40 electoral wards as depicted in Figure 2 and Table 3 below.



Table 3: Area by Sub-County and Ward

SUB COUNTY	County Assembly Ward	Area in KM <sup>2</sup>
<b>RONGO</b>		<b>208.4</b>
	North Kamagambo	46.40
	Central Kamagambo	29.10
	East Kamagambo	63.90
	South Kamagambo	69.00
<b>AWENDO</b>		<b>261.90</b>
	North Sakwa	53.90
	South Sakwa	108.80
	West Sakwa	54.30
	Central Sakwa	44.90
<b>SUNA EAST</b>		<b>207.30</b>
	God Jope	42.50
	Suna Central	27.70
	Kakrao	94.80
	Kwa	42.30
<b>SUNA WEST</b>		<b>282.80</b>
	Wiga	103.60
	Wasweta II	54.80
	Ragana-Oruba	30.30
	Wasimbete	94.10
<b>URIRI</b>		<b>380.70</b>
	West Kanyamkago	107.60
	North Kanyamkago	110.30
	Central Kanyamkago	57.40
	South Kanyamkago	69.70
	East Kanyamkago	35.70
<b>NYATIKE</b>		<b>677.70</b>
	Kachieng	56.00
	Kanyasa	83.20
	North Kadem	204.70
	Kanyarwanda/ Macalder	136.40
	Kaler	58.70
	Got Kachola	93.90
	Muhuru	44.80
<b>KURIA WEST</b>		<b>317.20</b>
	Bukira East	34.20
	Bukira Central/ Ikerege	31.40
	Isibania	5.30
	Makerero	30.60
	Masaba	88.80
	Tagare	54.10
	Nyamosense/ Komosoko	72.50
<b>KURIA EAST</b>		<b>240.50</b>
	Gokeharaka/ Getambweka	52.50
	Ntimaru West	33.80



SUB COUNTY	County Assembly Ward	Area in KM <sup>2</sup>
	Ntimaru East	20.30
	Nyabasi East	57.00
	Nyabasi West	76.90

Source: Migori Survey Office 2018

#### 1.4.2 Political Units (Constituencies and Wards)

Table 4: County's Electoral Wards by Constituency Political Units (Constituencies, Electoral Wards)

Constituency	Wards
Suna East	4
Suna West	4
Nyatike	7
Uriri	5
Rongo	4
Kuria East	5
Kuria West	7
Awendo	4
<b>Total</b>	<b>40</b>

Source: IEBC 2010

## 1.5 DEMOGRAPHIC FEATURES

### 1.5.1 Population Size and Composition

This section presents the population profile of Migori County and attempts to analyze the demographic features and their socio-economic implication for the county in terms of resource mobilization and allocation.

### 1.5.2 Population Size

The total population of Migori County according to the 2009 population census was 917,171 persons comprising of 444,357 males (48.6%) and 472,814 females (51.4%). With a growth rate of 3.1% per annum, this population was projected to stand at 1,095,238 persons in the year 2017 and to later grow to 1,213,726 persons by the year 2022 as presented in Table 5 below.

Table 5: Population Projection by Age Cohorts (2017-2022)

Age	2009(Census)			2017			2018(Population Projection)			2020(Population projection)			2022(Population Projection)		
	Male	Female	Total	Male	Female	Total	Male	Female	Total	Male	Female	Total	Male	Female	Total
0-4	89,238	88,874	178,112	89,238	88,874	199,345	100,053	100,350	200,443	101,502	101,770	203,272	102,167	102,358	204,525
5-9	73,915	74,372	148,287	73,915	74,372	174,100	88,401	89,611	178,046	92,428	93,477	185,905	93,818	94,794	188,612
10-14	64,337	63,282	127,619	64,337	63,282	148,044	75,219	75,070	150,314	77,207	77,902	155,109	81,167	81,618	162,785
15-19	53,106	52,265	105,371	53,106	52,265	124,402	64,964	62,021	127,007	67,431	64,826	132,257	69,336	67,563	136,897
20-24	38,713	48,029	86,742	38,713	48,029	100,628	53,255	49,750	103,006	56,336	51,378	107,714	58,857	54,175	113,032
25-29	30,745	34,688	65,433	30,745	34,688	80,761	39,624	43,058	82,578	42,784	43,416	86,200	45,955	45,005	90,953
30-34	23,358	25,643	49,001	23,358	25,643	68,689	29,823	40,622	70,460	31,180	42,740	73,920	34,495	43,053	77,506
35-39	17,034	19,323	36,357	17,034	19,323	51,348	24,054	30,563	54,561	25,724	34,140	59,864	27,055	36,150	63,205
40-44	12,177	14,781	26,958	12,177	14,781	38,307	18,737	21,253	39,996	20,036	22,970	43,006	21,736	27,036	48,752
45-49	10,555	12,895	23,450	10,555	12,895	27,451	13,189	15,293	28,481	14,251	16,121	30,372	15,451	17,765	33,216
50-54	8,570	10,319	18,889	8,570	10,319	22,007	10,230	12,453	22,687	10,824	13,154	23,978	11,929	13,972	25,899
55-59	6,403	7,696	14,099	6,403	7,696	17,985	8,051	10,314	18,368	8,313	10,823	19,136	8,877	11,536	20,413
60-64	5,253	6,003	11,256	5,253	6,003	13,893	6,567	7,743	14,314	6,928	8,186	15,114	7,173	8,652	15,825
65-69	3,384	4,510	7,894	3,384	4,510	10,873	5,045	6,319	11,366	5,437	6,803	12,240	5,791	7,274	13,065
70-74	2,909	3,526	6,435	2,909	3,526	6,885	3,208	3,850	7,059	3,362	4,038	7,400	3,705	4,450	8,155

Age	2009(Census)			2017			2018(Population Projection)			2020(Population projection)			2022(Population Projection)		
	Male	Female	Total	Male	Female	Total	Male	Female	Total	Male	Female	Total	Male	Female	Total
75-79	2,034	2,970	5,004	2,034	2,970	5,137	2,156	3,043	5,200	2214	3123	5,337	2349	3326	5675
80+	2,626	3,638	6,264	2,626	3,638	5,381	2,263	3,036	5,300	2206	2944	5,150	2234	2979	5213
<b>Total</b>	444,357	472,814	917,171	444,357	472,814	917,171	544,839	574,347	1,119,186	568,163	597,811	1,165,974	592,095	621,705	1,213,726

**Source: Kenya National Bureau of Statistics, 2018**

### 1.5.3 Population Projections for Selected Age Groups

**Table 6: Population Projections for Selected Age groups**

	2009(Census)			2018(Projections)			2020(Projections)			2022(Projections)		
	Male	Female	Total	Male	Female	Total	Male	Female	Total	Male	Female	Total
<b>Pre-school (0-5)</b>	89,186	88,828	178,014	100,053	100,350	200,443	101,502	101,770	203,272	102,167	102,358	204,525
<b>Primary (6-13)</b>	109,801	109,982	219,783	163,620	164,681	328,360	169,635	171,379	341,014	174,984	176,412	351,397
<b>Youth Population (14-17)</b>	130,049	143,788	273,837	187,667	195,450	383,052	197,731	202,360	400,091	208,643	209,795	418,387
<b>Female Reproductive</b>	0	207,516	207,516	0	262,558	262,558	0	275,591	275,591	0	290,746	290,746
<b>Labour Force</b>	205,793	231,522	437,315	268,495	293,068	561,457	283,807	307,754	591,561	300,865	324,906	625,697
<b>Elderly</b>	11,205	14,882	26,087	12,671	16,248	28,925	13,219	16,908	30,127	14079	18029	32108

**Source: Kenya National Bureau of Statistics, Migori 2018**

**Pre-School age-group (0–5 years):** The population in this age-bracket stood at 178,104 persons in the year 2009. It was projected to grow to rise to 200,443 and 203,272 persons in 2018 and 2020 respectively. This population represents children whose needs are very critical to their growth and development in these formative years. These needs include proper nutrition, healthcare and early childhood development education. Expansions of health services coverage access to adequate nutrition and establishment of more ECDE centers shall be the county priority areas

**Primary-School age-group (6–13 years):** In 2009, the population in this age bracket was 219,783 persons projected to grow to 328,360 and 341,014 persons in the years 2018 and 2020 respectively. The main need of this age group is access to primary education and basic needs. The fulfilment of these needs depend on family income and provision of school infrastructure. The county government shall therefore focus on creation of employment opportunities and expansion of existing school infrastructure.

**Secondary-School age-group (14-17):** The projected population for the secondary school going persons in 2012 was 100,200 representing 9.7% of the total population. This was projected to rise to 112,259 persons and 121,180 persons in 2015 and 2017 respectively. For planning purposes, school infrastructure facilities shall be expanded particularly construction of more classrooms in secondary schools and employment of more teachers. The County Government shall continue to provide bursaries and scholarships targeting the bright and needy students.

**Youth Population (15-30):** The number of youths in the county according to the 2009 census was 237,837 representing 29.9% of the county population. This is projected to rise to 391,656 and 400,091 persons in the years 2018, and 2020 respectively. To tap the youth resources, the government shall embark on equipping the youth with competitive employable technical and vocational skills to enable them to be relevant in the job market and self reliance. To achieve this, the government shall

undertake such programmes as enhancement of the role of the youth in agribusiness development, revitalization and equipping youth polytechnics among others.

**Female Reproductive Age-group (15–49 years):** The number of persons in this age-group was 207,624 in the year 2009 representing 22.6% of the total population and is expected to increase to 275,591 persons in 2020. This age group is crucial in determining the fertility rates and hence the potential to contribute to substantial population growth in the county. Concerted efforts shall be geared towards provision of adequate family planning and reproductive health services to ensure healthy reproductive lives for the women in the county. In collaboration with national government and other development partners, the county government shall continue to prioritise the reduction of maternal deaths through provision of quality Maternal Child Health (MCH) services.

**Labour Force Age- group (15–64 years):** In the year 2009, the population in this age-group was 437,315 persons. This is projected to increase to 561,457 and 591,561 persons in the years 2018 and 2022 respectively. This is an economically active age group that the county depends on for its workforce. This potential workforce calls for more resources towards employment creation. Focus shall be towards equipping and revitalizing the existing polytechnics to offer the necessary skills relevant to the job demand. The county government shall establish industrial parks and cottage industries in order to create employment opportunities.

**The Elderly age-group (65+ Years):** This population stood at 26,087 in the year 2009. This is projected to grow to 28,925 persons and 30,127 persons by the years 2018 and 2022 respectively. Given their special needs there is need to increase funding to programmes such as the Cash transfer to the older persons' which targets at cushioning them from the effects of escalating poverty and neglect.

#### 1.5.4 Population Density and Distribution

Migori is a multi-ethnic County with the dominant tribes being the Luo, Kuria, Suba, Luhya, Kisii and Somalis. The County's average population density is 355 persons per km<sup>2</sup> with Kuria West constituency recording the highest density population of 463 persons per km<sup>2</sup> whereas Nyatike constituency has the lowest density of 213 persons per km<sup>2</sup>. Factors attributed to variation in population densities include: variation in climatic conditions particularly rainfall distribution, soil types and availability of social amenities such as roads, water and many others. For example, the harsh climatic conditions coupled with poor soils for agricultural activities account for the low population density in Nyatike and Kuria East constituencies as compared to other constituencies.

**Table 7: Population Distribution and Density by Constituency.**

Constituency	2009 (Census)		2017 (Projections)		2018 (Projections)		2020 (Projections)		2021 (Projections)		2022 (projections)	
	Population	area (Km)	Density (Km <sup>2</sup> )	Population	Density (Km <sup>2</sup> )	Population	Population	Density	Population	Density	Population	Density
<b>Suna East</b>	97,121	207.3	468.5	124,457	600.3	128,375	136,587	658.86	140,888	679.63	145,325	701.03
<b>Suna West</b>	94,127	282.8	332.8	120,620	426.5	124,417	132,375	468.09	136,543	482.83	140,842	498.03
<b>Nyatike</b>	144,625	677.7	213.4	185,332	273.47	191,168	203,396	300.13	209,800	309.58	216,405	319.32
<b>Uriri</b>	115,751	380.7	304.05	148,330	389.62	153,000	162,788	427.60	167,913	441.06	173,199	454.95
<b>Rongo</b>	100,547	208.4	482.47	128,847	618.27	132,905	141,407	678.54	145,859	699.90	150,452	721.94
<b>Awendo</b>	108,913	262	415.70	139,567	532.7	143,962	157,170	599.89	157,992	603.02	162,966	622.01
<b>Kuria East</b>	102,415	235	435.81	130,896	557.00	135,017	143,653	611.29	148,175	630.53	152,841	650.39

<b>Kuria West</b>	153,941	332.5	463	197,270	593.3	203,481	216,497	651.12	223,312	671.62	230,343	692.76
<b>Total</b>		2,586.40										

*Source: Kenya National Bureau of Statistics Office, Migori 2018*

As shown in Table 7 above, Kuria West Constituency had the largest population of 153,941 persons in the year 2009. This is attributed to the favourable climatic conditions which encourage agriculture and its proximity to the Kenya - Tanzania border which is conducive for business. Other constituencies recording high population include Rongo and Awendo which is influenced by good agricultural soils coupled with the existence of the Sony Sugar factory which attracts people from other areas in search of job opportunities.

**Table 8: Population Projections by Constituency**

Constituency	2009 (Census)	2017 (population projections)	2018 (population projections)	2019 (population projections)	2020 (population projections)	2021 (population projections)	2022 (population projections)
Suna East	97,121	124,457	128,375	132,418	136,587	140,888	145,325
Suna West	94,127	120,620	124,417	128,334	132,375	136,543	140,842
Nyatike	144,625	185,332	191,168	197,187	203,396	209,800	216,405
Uriki	115,751	148,330	153,000	157,818	162,788	167,913	173,199
Rongo	100,547	128,847	132,905	137,090	141,407	145,859	150,452
Awendo	108,913	139,567	143,962	148,495	157,170	157,992	162,966
Kuria East	102,415	130,896	135,017	139,268	143,653	148,175	152,841
Kuria West	153,941	197,270	203,481	209,888	216,497	223,312	230,343
<b>Total</b>	917,440	1,175,319	1,212,325	1,250,498	1,293,873	1,330,482	1,372,373

*Source: Kenya National Bureau of Statistics, Migori 2017*

### 1.5.5 Urban Population

The county has five recognized towns with an average population of over 10,000 persons. These are Migori, Kehancha, Awendo, Rongo and Isebania with a combined population of 137,112 people according to the 2009 population census which represented 14.9% of the total county population. As shown in Table 9 below, this population is projected to grow to 202,012 persons and 223,258 persons in the years 2019 and 2021 respectively.

The rapid growth in the urban population is as a result of the existence of relatively adequate social amenities such as banks, housing and health services. However, this situation is straining the existing urban facilities like housing, water, health services and education facilities. During the current plan period, the county government in collaboration with other development partners has prioritised to address the above challenges through construction of decent affordable houses, improvement and expansion of infrastructure, extensive town planning, preparation of spatial plans and establishment of proper sewerage and garbage management systems. Further, efforts shall be made to enhance productivity among the small and medium enterprises through the construction of small scale industries and expansion of the social amenities which directly affect the efficiency of the SMEs operating in these urban towns.

**Table 9: Population of major urban centres**

Sub County	2009 (Census)			2017 (Projections)			2019 (Projections)			2021 (Projections)			2022 (Projections)		
	M	F	T	M	F	T	M	F	T	M	F	T	M	F	T
<b>Migori</b>	25,639	27,466	53,100	33,930	36,348	70,272	37,498	40,171	77,669	41,442	44,396	85,838	43,567	46,672	90,239
<b>Kehancha</b>	15,143	14,966	30,109	20,040	19,806	39,846	22,148	21,889	44,037	24,477	24,191	48,668	25,732	25,431	51,163
<b>Rongo</b>	5863	6487	12,355	7,759	8,585	16,350	8,575	9,488	18,063	9,477	10,486	19,963	9,963	11,023	20,986
<b>Awendo</b>	9063	8929	17,992	16,223	15,708	31,931	17,929	17,360	35,289	19,815	19,186	39,001	20,831	20,169	41,000
<b>Isebania</b>	11588	11968	23556	12,285	12,104	24,389	13,577	13,377	26,954	15,005	14,784	29,789	15,774	15,542	31,316
<b>Total</b>	67,296	69,816	137,112	90,237	92,551	182,788	99,727	102,285	202,012	110,216	113,042	223,258	115,867	118,838	234,704

## 1.6 DEMOGRAPHIC DIVIDEND INDICATORS

The Demographic Dividend (DD) refers to the accelerated economic growth that a County can attain as a result of declining fertility. Decline in fertility will lead to an increase in the proportion of population in the working ages (15 – 64 years) and a reduction in the dependency ratio. With fewer dependants to support, those in the working ages will have more savings that can be invested for economic growth of the County thereby improving the well being of County residents.

As fertility levels decline, Migori County needs to make simultaneous strategic investments in the key demographic dividend sectors namely; health, education, economic and governance sectors. Harnessing the demographic dividend provides an opportunity for the county to address its development challenges that include high unemployment levels, high incidence of poverty, accidents, STIs, HIV/AIDS, drug and substance abuse, sexual and gender-based violence, teenage pregnancy, child labour, school dropout levels, lack of training and skills development opportunities, poor pay and exploitation, social disputes and crime rates among other youth issues. The investment in the key demographic dividend sectors will ensure that the county's children and youth remain healthy, are able to access education and training opportunities, get employment opportunities, and participate fully in governance matters affecting the County. Overall, it creates social and economic opportunities for the largely youthful population that would otherwise be a burden to the county.

Table 10: Demographic Dividend potential

	2009*	2014	2017	2022	2030
Population Size	917,171	1,055,494	1,153,752	1,338,673	1,680,450
Population below 15 (%)	49.5	46.3	44.9	41.8	40.9
Population 15 to 64 (%)	47.7	51.3	52.9	56.0	56.8
Population above 65 (%)	2.8	2.4	2.2	2.1	2.3
Dependency Ratio	109.6	94.8	89.0	78.4	75.9
Fertility level	5.4	5.3	5.1	4.9	4.5

Source: National Council of Population Development

Table 10 above shows the key demographic dividend indicators for Migori County. In 2017 the population of the County was projected to be 1,153,752 people up from 917,171 people in 2009. This figure is projected to reach 1,338,673 and 1,680,450 people in the years 2022 and 2030 respectively assuming that the county's fertility level will continue to decline over the years to reach replacement level of 2.1 children per woman in 2075. By the end of the Plan period in the year 2022, fertility is expected to decline to 4.9 children per woman from the average of 5.3 in the year 2014, before declining further to 4.5 children per woman by 2030. Given this decline in fertility, the proportion of children below age 15 is expected to decline from 46.3% in the year 2014 to 40.9% in the year 2030. This will result in the corresponding increase in the proportion of the population in the working ages (15-64 years) from 51.3% in the year 2014 to 56% in 2022 and 56.8% in the year 2030. Over the same period, the proportion of persons above 65 years will remain slightly over 2% of the total county population upto the year 2030.

The demographic window of Migori County is projected to open in the year 2062 and close in the year 2102. The Demographic window is the period when the proportion of the county's population aged below 15 years falls below 30% of the total population while at the same time the proportion of those aged 65 years and above remains below 15% of the population.

The County Government will therefore implement projects during the plan period through the respective sectors to harness the demographic dividend as indicated below:

## **Health**

1. Enhance youth access to reproductive health information and services.
2. Diversify programmes to cater for vulnerable youth including those with special needs.
3. Revamp youth empowerment centres to provide adolescent and youth friendly reproductive health information and services.
4. Enhance awareness on and implementation of family planning methods.

## **Education**

1. Establish strong linkages between technical training institutions and industry to address relevance of training and mis-match of skills.
2. Establish youth polytechnics to offer skills training.
3. Enforce laws against cultural barriers to education and comply with the Basic Education Act that seeks to ensure compulsory and equal access to education for all.
4. Establish a system for competence based assessment to enable graduates acquire right skills, knowledge and attitudes.
5. Expand infrastructure and access to all levels of education.

## **Economic Empowerment**

1. Provide affordable and accessible loans for business.
2. Provide skills through training and apprenticeship, mentorship and internships.
3. Develop infrastructure that will support the economic foundations in the county. This include, transport, water, power, agricultural products and fish storage plants. This will support entrepreneurial initiatives by the young people.

## **Governance**

1. Undertake capacity building to enhance service delivery throughout all cadres of employees.
2. Enhance public participation and create more opportunities for public participation in policy making and budgetary processes for young people.

### **1.7 HUMANDEVELOPMENT APPROACH**

The Human Development Approach emerged in response to the growing criticism of the use of economic development as a measure of the standard of living. This approach therefore examines broader human development issues and is concerned with both building up human capabilities and using those capabilities fully. It underlines the expansion of opportunities so that the disadvantaged can do more for themselves through economic, social and political empowerment. It cognizes that there is no automatic link between economic growth and human development. The link has to be made through deliberate policies at all levels.

Economic growth is necessary to enlarge human choices but it is not sufficient. Economic growth provides resources to support health care, education, and advancement in the sustainable Development Goals (SDGs). In turn, achievements in human development make critical contribution in assuring quality human capital to spur economic growth via productivity gains. The use of Human Development Index (HDI) is therefore most acceptable and is the measure normally used in Human Development Reports (HDR). HDI is a composite index measuring average achievement in three basic dimensions of human development to reflect a country's achievements in health and longevity (as measured by life expectancy at birth), education (measured by adult literacy and combined primary, secondary, and tertiary enrolments), and living standard (measured by GDP per capita in purchasing power parity terms).

Achievement in each area which is captured in National Human Development Reports (NHDRs) is measured by how far a country has gone in attaining :

- Life expectancy of 85 years,

- Adult literacy and enrolments of 100% and
- Real GDP per capita of US\$40,000 in purchasing power parity terms.

The basic objectives of NHDRs are to raise public awareness and trigger action on critical human development concerns, strengthen national statistical and analytic capacity to assess and promote people-centred development; and shape policies and programmes by providing options and broad recommendations based on concrete analysis.

Migori County Development Plan, 2018-2022, therefore, provides a tool for analysing, reflecting people's priorities, strengthening national capacities, engaging national partners, identifying inequities and measuring progress at the county level.

#### *1.7.1 Human Development Index*

One of the main objectives under the Kenya's economic blue print, Vision 2030, and the CIDP is to provide a high quality life for all Kenyans. Various human development indices will be applied to measure the broad level of social economic well-being. These indices use three basic dimensions namely education, health and income. The Constitution of Kenya 2010, Article 27, recognizes that measures should be put in place to encourage affirmative action programmes and policies to address past inequalities. The Migori County Human Development Index is 0.45 and this inequality is informed by its politics, economics and social organization and manifests itself in the lack of access to services, resources, power, voice and agency.

According to the 2005 report on the World Social Situation, sustained poverty reduction cannot be achieved unless equality of opportunities and access to basic services is ensured. The County shall ensure that specific interventions such as affirmative action, public investments in under-served areas and sectors and access to resources are included in its policies and programmes.

#### *1.7.2 Youth Development Index*

The 6th Kenya Human Development Report of 2009 introduced a new measure for youth development known as the Youth Development Index (YDI). The index is a composite of education, income and health dimensions.

Therefore, it is critical to look at youth as a resource and a potential wealth for a nation. However, a large group of youths are potentially at risk of engaging in harmful anti-social behaviours, including risky sexual behaviour, substance use, and crime especially if they are out of school and not engaged in productive work. The county shall therefore put measures in place to enable the youth to access relevant education and training, have opportunities to participate in political, social, economic activities and access to employment as well as protection from harmful cultural practices.

#### *1.7.3 The Gender Inequality Index (GII)*

This index reflects the gender-based disadvantage in the three dimensions of reproductive health, empowerment and access to the labour market and the impact on development arising from inequality. Improving equity in gender issues and reducing gender disparities will benefit all sectors and thus contribute to sustainable economic growth, poverty reduction and social injustices. The GII for Migori County is 0.69 against the Country's 0.65. This shows a negative trend which implies that the county shall make improvement in the quality of life, education levels and standards of living

## **1.8 INFRASTRUCTURE DEVELOPMENT**

#### *1.8.1 Roads and Rail Network, Ports and Jetties, Airports and Airstrips*

Migori County borders Tanzania and is traversed by 163.6 km of tarmacked road as compared to 68km as at 2013. The roads which have been tarmacked since 2013 include Road A1 that links Kenya with Tanzania through Isebania and the Rongo-Riosir road that links Migori and Kisii Counties. Other tarmacked roads within the county include: Isebania – Kehancha – Kegonga – Ntimaru road (E166), Muhuru Bay - Kehancha (C13), Rapogi – Ogwedhi (D202), Toku Bridge, Uriri-Oria, and Approach roads (E205) and Kanga-Kitere Road.



The rest of the road network in the county is made up of 2,888 kilometers out of which 60% is gravel and 40% is earth. There are several footbridges and bridges including Kiringi and Toku Bridges which were completed during the previous plan period.

There are three airstrips, namely, Lichota, Macalderand Kehancha in Suna West, Nyatike and Kuria West subcounties respectively.

Water transport is still at its infancy stage as boats rather than ferries form the major mode of transport despite the fact that 478 km<sup>2</sup> of the county land mass is comprised of water. It however remains a favorable means of transport between Migori and the adjacent destinations such as Mwanza in Tanzania, Homa-Bay County and major islands within the lake. Other means of transport like the railway and pipeline are not available.

#### **1.8.2 Information, Communication and Technology (I.C.T)**

According to the Basic Report on Well Being in Kenya 2015/2016 (source KNBS), mobile phone coverage, use of radio, use of computer, access to internet and use of TV were at 78.6%, 91.1%, 7.4%, 12.2% and 35.5% respectively. It is evident from the above statistics that whereas mobile phone and radio usage is satisfactory, the other avenues of ICT usage require to be boosted and as such, the county needs to invest more in provision of internet services which the residents can access from their phone or computers since ICT is a major enabler in the transformation of the county.

#### **1.8.3 Energy Access**

Available statistics indicate that there is over dependence on non renewable hydro-electric power within the county as the main source of energy leading to exploitation of forest resources and low industrial productivity. Firewood, charcoal, kerosene, and LPG continue to be the main sources of cooking fuel at 82.1%, 10.3%, 4.3%, and 4.0% respectively based on the Basic Report on Well Being in Kenya 2015/2016. For lighting 10.2% use electricity from the main grid, 29.7% use solar, 12.8%, 46.2% and 0.2% use lantern, tin and pressure lamps respectively. 0.75% use torch while 0.2% use candles.

There is need to encourage improved and efficient use of alternative sources of energy other than firewood as the potential for harnessing solar, biogas and wind energy are available within the county. In addition, there is potential for generation of electricity from locally available resources such as biomass from agricultural wastes and biogas from sugar cane to supplement the existing production from Gogo falls.

#### **1.8.4 Housing**

Approximately 90% of the county's population live in rural areas with mud walled structures being the most predominant mode of housing. According to the Basic Report on Well Being in Kenya 2015/2016, 71.5%, 6%, 4.1%, 6.7% and 4.8% of the county population live in mud/cow dung-walled houses, brick walled houses; cement blocks walled houses, houses with cement finishing and use corrugated iron sheets for walling respectively. Further, for roofing, 92.6% of the population use corrugated iron sheets whereas 5.5% use grass. For flooring, 12.2% of the population use earth, 52.7% use mud/cow dung and 33.5% use cement. The low usage of cement is attributed to high poverty levels.

Appropriate infrastructure for housing development is still lacking in the county and it is therefore imperative for the county government in collaboration with the national government and other development partners to modernize housing through appropriate support mechanisms such as mortgage guaranteeing, urban regeneration, appropriate building technologies and housing subsidies.



## **1.9 LAND AND LAND USE**

### *1.9.1 Land Ownership Categories*

There are two categories of land ownership, that is, public and private. The public land is under leasehold tenure system while the private land is individually owned under freehold tenure system.

### *1.9.2 Mean Holding Size*

The mean holding size of land in the county is 3 acres for the small-scale farmers and 7 acres for the large farms. The small-scale farms are mainly utilised for subsistence farming while the large-scale farms are utilised for livestock and cash crop farming. The large farms are mainly found in Rongo, Nyatike, Kuria and Awendo subcounties. In urban areas, the mean holding size is 0.25 acres which is mainly used for commercial and residential purposes.

### *1.9.3 Percentage of Land with Title Deeds*

Approximately 65% of the households in the County have title deeds. In Suna East and Suna West sub counties which are more cosmopolitan in nature the percentage of households with title deeds is relatively higher at 70% compared to other areas like Nyatike where land adjudication is ongoing.

### *1.9.4 Incidences of Landlessness*

The cases of landlessness in the county are insignificant owing to the social structure of the communities where land is owned under the customary tenure system.

### *1.9.5 Settlement Patterns*

The County is characterised by both rural and urban settlements. However, the predominant settlement pattern is rural in nature where over 90% of the population live. Based on the 2009 Population and Housing census, only 10% of the population is settled within the major urban and peri-urban centres.

### *1.9.6 Urban Settlements*

Among the factors contributing to rapid urban migration and settlement in Migori include the availability of employment and business opportunities, better living standards and better amenities. Due to these factors, Migori County continues to experience dense and nucleated urban settlement in the urban centres of Migori, Kehancha, Isebania, Rongo and Awendo.

This has led to mushrooming of slums, pressure on social amenities and competition for jobs. All these have resulted in socio economic effects like prostitution and crime among others. The county government in collaboration with other development partners shall expand infrastructure, create more employment opportunities and provide a conducive environment for investment in order to cater for the ever-growing urban population.

## **1.10 IRRIGATION INFRASTRUCTURE AND SCHEMES**

### *1.10.1 Irrigation Potential*

The county has a total land area of 2,596 km<sup>2</sup> out of which 1,800 km<sup>2</sup> or 89.3% , receives medium to high rainfall (750 mm and above), while the rest is arid and semi-arid. This translates to 25,000 ha of land area suitable for irrigation.

In order to harness this potential, the county government in collaboration with the national government and other development partners shall put emphasis on viable irrigation and water conservation strategies especially the Lower Kuja Basin and the lake shore stretching from Muhuru Bay to Karungu. However, coupled with water storage facilities, this potential can increase to 40,000 ha of land under irrigation.

### 1.10.2 Irrigation Schemes

The county has one irrigation scheme at the Lower Kuja in Nyatike Sub County. It is currently under Lot 1 with 625ha under development. The project is intended to cover six lots with 7717ha of land anticipated to be covered as indicated in Table 11 below: -

**Table 11: Proposed Lots for Lower Kuja Irrigation Project**

Lot No.	Blocks Covered	Area Developed	
		Hectares	Acres
1	Block M, Block 1-1	625	1,562.5
2	Block 2-1, Block 2-2, Block 2-3	2,482	6,205.0
3	Block 3, Block 8	1,436	3,590.0
4	Block 1-2, Block 5	1,263	3,157.5
5	Block 6, Block 7	917	2,292.5
6	Block 4-1, Block 4-2, Block 4-3	994	2,485.0
<b>Total</b>		<b>7,717</b>	<b>19,292.5</b>

## 1.11 CROP, LIVESTOCK, FISH PRODUCTION AND VALUE ADDITION

### 1.11.1 Main Crops Produced

Agricultural activities occupy approximately 63% of the total land with 60% under food crop cultivation and the remaining 40% under cash crop cultivation. High potential regions of Uriri, Awendo, Kuria East, Rongo and parts of Suna East and Kuria West sub-counties are used for both food and cash crops production

### 1.11.2 Acreage under Food and Cash Crops

#### Food Crops

The main food crops produced in the county include cereals (maize, sorghum, rice, millet); pulses (beans, cow peas, green grams, soya beans), roots and tubers (sweet potatoes, cassava). Due to availability of rainfall and favourable climatic conditions, the county has the potential to produce enough for its population and export the excess to the surrounding market if sufficient measures shall be instituted to address challenges farmers face in the production of these crops i.e pests, marketing and poor harvest.

The main factors hindering food production in Migori include rapid urbanisation, water shortages, pest and diseases, climate change and the ever-growing population. In order to overcome these challenges and improve food security, the county government shall continue to provide farmers with inputs, promote agricultural mechanisation, provide extension services and put measures in place to reduce post-harvest losses.

#### Cash Crops

The main cash crops grown in the county include sugar cane and tobacco. Sugarcane is majorly grown in Awendo, Rongo, Suna East and West sub-counties while Tobacco covers Kuria East and west and parts of Rongo sub-counties. However, other cash crops such as coffee and tea are grown but to a small scale.

#### Horticulture

The county has good climatic condition that is favourable for growing of horticultural crops such as fruits, vegetables, flowers and ornamental plants. Already approximately 7,500 hais under horticultural cultivation where cabbages, capsicum and tomatoes are majorly produced.

#### Average Farm Sizes

The mean holding size of land in the county is 1.2 Ha (3.0 Acres) for the small-scale farmers which are mainly utilised for subsistence farming and livestock rearing. However in regions where rainfall is unevenly distributed such Nyatike and parts of Kuria East, the average farm sizes is relatively big varying between 5 ha and 10ha.

#### **1.11.3 Main Storage Facilities**

Most of the communities in the County still use traditional methods of storage including earthen pots, gunny bags, drums and granaries. However, with the existence of the National Cereals and Produce Board (N.C.P.B) depots at Awendo, Migori, Ntimaru and Kehancha, the surplus produce is stored.

#### **1.11.4 Agriculture Extension Services,**

Agricultural sector extension service is critical in the dissemination and sharing of knowledge among farmers thus promoting household food security and incomes. Provision of adequate extension services in the county is usually curtailed by lack of motor vehicles and inadequate staff among other factors. The adoption of the electronic extension (e-extension) to cater for diverse needs of extension clientele in the county shall go a long way in meeting the goal

#### **1.11.5 Training, (Training Institutions, Demonstration Farms Multiplication Sites)**

The county has one Farmers Training Centre at Miyare. However, there are other institutions within the county offering services to the agricultural sector. These include Oyani Livestock Multiplication Centre, Agriculture Mechanization Service station (AMS Migori), Macalder Sheep and Goats Station and Lake Basin Development Authority (LBDA) at Rongo and Lichota. Additionally, the county collaborates with Rongo University College, Maasai Mara University (Narok), Jomo Kenyatta University of Agriculture and Technology (JKUAT), University of Nairobi (UON), Egerton University, Kenya Agriculture and Livestock Research Organization (KALRO), Kisii, Agriculture Technology Development Centre (Homa Bay) and Kisii Fish Multiplication Centre.

#### **Miyare ATC in Rongo Sub County**



#### **1.11.6 Research and Information Services**

Currently, the county does not have a Research and Information centre, yet there is overwhelming demand for this service ranging from agricultural, livestock, fishing as well as human resource capacity building.

### **1.12 MAIN LIVESTOCK BREEDS AND FACILITIES**

Majority of the livestock farmers in the county rear traditional breeds such as Zebu, a few exotic breeds mainly crosses of Friesian and Ayrshire, East African goat, indigenous chicken and bees. Most of these livestock are bred for their sentimental value and are used only in emergencies to cover

medical and transport costs, pay school fees, entertain guests and pay dowry. As a result, production of major livestock products has continued to remain low resulting in importation of the deficits from the surrounding counties to meet the huge local demand.

The potential of practising modern livestock farming in the county is enormous given the good climatic conditions and fertile soils which support the growth of fodder crops especially in the upper parts of the county. During the current plan period, efforts shall be made in collaboration with development partners to empower farmers shift from traditional livestock to high yielding animals and poultry with the aim of increasing productivity, improving nutritional status as well as economic empowerment.

#### *1.12.1 Ranching (Number, Ownerships and Activities)*

The county has no ranches because most farmers keep indigenous livestock breeds which are grazed on free range. Besides this, there are no huge tracts of private land, a key pre-requisite for ranching.

#### *1.12.2 Apiculture (Bee Keeping)*

Due to availability of enormous bee forage, the county has tapped into this potential by providing 240 Kenya Top Bar bee hives to beneficiary cluster groups in Nyatike and Suna West Sub counties to substitute the existing bee-keeping methods such as use of traditional log hives and Langstroth. Each hive has an average production of 5 to 10 kgs of honey per harvest besides other honey products like wax and propolis.

### **1.13 TOURISM AND WILDLIFE**

#### *1.13.1 Main Tourist Attractions and Activities*

The county is strategically placed to benefit from western Kenya and northern Tanzania tourism circuits covering tourist attraction in Kisumu, Homabay, and Maasai Mara in Narok County. Locally the county is famous for the existence of the following attraction sites: The Crying stone of Kuria East, Thim Lich Ohinga, Mugabo Caves, God Kweru Religious Shrine, the scenic beauty of the islands in Lake Victoria and the Gogo Falls among others.

Currently, the County has no existing Game Reserve, Game Park, Bird Sanctuaries nor an Animal Orphanage though there exists great potential in harnessing wildlife through the protection of the few existing wildlife such as birds, monkeys and hippos, and through the development of contemporary tourism products such as MICE tourism.

*Thim lich Ohinga in North Kadem*



*Lake basin resort*



#### *1.13.2 Classified Major Hotels (Numbers, Bed Capacity and Distribution by Sub-County)*

Currently, there are no classified hotels within the county. However, many of them have applied for standardization and classification to the Tourism Regulatory Authority (TRA) and may soon join the league of certified and classified hotels thereby improving the image of the county as a potential tourist destination. Bed capacity of most of the county big hotels ranges between 70- 100.

### 1.13.3 Main Wildlife

The main wildlife found in the county includes local plant species and animals such as monkeys, snakes, leopards, gazelles, hyenas, hippos and a variety of birds.

### 1.13.4 Wildlife Conservation Areas (Game Parks, Game Reserves, Conservancies, Game Ranches)

Though the county does not currently have game parks, game reserves, animal sanctuaries or even national parks, it still provides viable opportunities for productive investment possibilities. Its proximity to Ruma National park, Maasai Mara Game Reserve and Serengeti Game Reserve in Northern Tanzania makes it a dispersal focal point for most tourists destined to these areas. The vibrant and rapidly expanding hospitality sector also guarantees the visitors excellent services away from the traditional areas.

### 1.13.5 Total Number of Tourists (Both Domestic and Foreign) Visiting Attraction Sites Annually

Key trends in the local tourism sector may be difficult to accurately predict given lack of locally available tourism data. However, a general observation indicates an upward trend manifested by the way local people have embraced domestic tourism witnessed by numerous hotels and restaurants that have been put up within the county and which have persistently shown no signs of closing shop. Data from the Basic Report on Well Being in Kenya 2015/2016 indicate that domestic tourism in the county is at 17.2%. However, prospects for improved tourism are high with the expansion of the Isibania – Ahero road and the formation of the Western Kenya regional block.

## 1.14 INDUSTRY AND TRADE

### 1.14.1 Markets

The county has more than 47 open air markets which are distributed across the county as shown in the table below. They form the major sources of revenue to the county. However, during the previous plan period, the county constructed and operationalised 22 market sheds and improved their sanitation conditions through construction of VIP toilets and ablution block. Concerted efforts shall be made to refurbish and modernize the remaining markets during this plan period.

**Table 12: County Market Centers**

NO	WARD	ACTIVE MARKETS	NO	WARD	ACTIVE MARKETS
1	East Kamagambo	Opapo, kamin Ombugus	16	God Jope	Ayego Osingo, God Jope
2	South Kamagambo	Oyora Ndonyo Rakwara Ogenya, Maroo, Kakwara	17	Got Kachola	Othoch- Rakwom, Bande, Koweru, Matoso, Got Kachola, Aneko
			18	Kaler	Olas, Ochuna, Nyasani, mathike, kanya onditi, ne gi wangi, johnie
			19	Muhuru	Muhuru Center, Tagache
			20	Macalder	Kombato, Seme Magawa, Riai Kodiembo, Nyatike, Osiri, Daraja
3	North Kamagambo	Kadianga, Ochol, Tonye, Kobado, Ndege oriedo, Onyiero	21	Kanyarwanda	Onger, Nyandema, Namba, Kodero (Miroche), Nyakore
4	Central Kamagambo	Rongo, Asara	22	North Kadem	Ndiwa, Thimlich, Okenge, Lwanda, Nyakwer i, Alego
		RIOSIRI	23	Kachieng	Sori, Depe, Otati, gunga, Oodi, Rabuor
5	North Sakwa	Ranen Nyakuru, Kolennya, Nyang'omaki, Malanda	24	Tagare	Mabera
			25	Komosoko	Nyabohanse, Motemorabu, kumwamu
6	West Sakwa	Dede Opoya Odongo Oher, Nyatambe, siruti	26	Masaba	Masaba, Getonganya, nyarcheso, kurutiyange, Nyamagaa, ikwe, Icamihindi
			27	Ntimaru West	Ntimaru
			28	Ntimaru East	Gwitembe
7	Central Sakwa	Awendo, Obama, Kokuro, Odedo, Riat, Medgisuka	29	Isibania	Isibania, isebania -kchancha junction
8	South	Angaga, Ulanda, Mariwa	30	Gokecharaka	Masangora, nguku mahando, gokecharaka
9	North Kanyamkago	Rapogi, Oria (Kagaga), Ayego, Ny amasare, Andiwo, Mori, Othoro, K ambuji, Kochuogo	31	Nyabasi East	Kegonga
10	East Kanyamkago	Oyani Masai	32	Nyabasi West	Center



NO	WARD	ACTIVE MARKETS	NO	WARD	ACTIVE MARKETS
11	South Kanyamkago	Oyani Bridge, Stella, Oyani Market, Soweto Market	33	Bukira East	Kehancha
12	Central Kanyamkago	Uriri Center, Ombo	34	Bukira Central	Ikerege
13	West Kanyamkago	Sibuoche, Lela	35	Wiga	Godkweru, Chung'ni, Mukuru, Masara
14	Wasweta 2	Bondo	36	Oruba Ragana	Marindi
15	Wasimbete	Piny Oyic, Buembu, Maembe Saba, Giribe, Manyra, Kopanya, ketabaye, kadongo, Kipingi	37	Kwa	Ogwedhi, Rabuor, Mirunga, Kojea, Ogwedhi, Thidina, Kisindi
			38.	Makerero	Gukipimo, Kohego

**1.14.2 Industrial Parks (including Jua Kali sheds)**

Sustainable development of industrial parks in Migori opens opportunities for creating new jobs, improving local productivity and maintaining county competitiveness. Currently there are three developed Jua Kali sheds located at Rongo, Migori and Awendo hosting more than three hundred artisans who are mostly in smiths, carpenters, tailors, mechanics, food processors and welders.

**1.14.3 Major Industries**

The main formal industrial venture in the county is the Sony Sugar Company. However, other ventures like the milk cooling and fish processing plants at Rongo sub-county are still at their early stages of development. The county's cottage industry is still at infancy with over 5,000 artisans registered within the existing 200 Jua Kali registered associations. Most of these associations however are dormant and have therefore not been able to marshal sufficient capital to harness the creativity of the indigenous populations.



**1.15 THE BLUE ECONOMY**

Blue Economy means the sustainable use of the water-mass and its resources for economic growth, improved livelihoods and employment creation. It covers both aquatic and marine spaces including oceans, seas, coasts, lakes, rivers, and underground water. It encompasses a range of productive sectors, including fisheries, aquaculture, tourism, transport, shipbuilding and repair, energy, bio

prospecting, bunkering, sport fishing, port services, marine insurance, freight forwarding underwater mining and related activities.

Migori County has a total water mass of 475 km<sup>2</sup> due to its proximity to Lake Victoria with several beaches along the 42 kilometre shoreline. The county also has several rivers the major ones being Kuja, Migori, Sare, Oyani, Riana, Tebesi, Misadhi and Ongoche.

#### 1.15.1 Main Fishing Activities, Types of Fish Produced, Landing Sites.

Capture and aquaculture fisheries forms the main fishing activities undertaken in the county. Capture fisheries is mainly carried out in Nyatike Sub County which hosts a total of 27 landing sites that stretches for approximately 42 kilometres from Oodi Beach at the border with Homa Bay County to Nyankondo at the border with Tanzania. 18 beaches with fish handling facilities/bandas includes Oodi, Okiro, Sisinga, Sori, Aloma, Ngira, Lwanda Konyango, Modi Ngwena, Kao, Aneko, Got Kachola, Matoso, Lidha, Tagache, Ngore, Nyangwina, Kibro and Nyankondo . Those without facilities include Aluru Island, Bongu, Kimambra, Ongoro, Bam Got, Sumba Senye, Kithegunga, Makwach and Mugabo. In addition, there is a fish auction centre and preservation facility at Nyangwina, Sori and Ngore landing sites respectively.

The main gear used for fishing include crafts and gill nets of varying mesh sizes, small seines, long lines, hooks and traps. The major fish species landed from capture fisheries include Nile perch, Omena and Nile Tilapia. Other species include African cat fish, lung fish (kamongo), Synodontis (okoko) and Haplochromines (fulu). The main fish species under aquaculture are Nile tilapia and the African cat fish.

Table 13: Aquaculture Data for the Year 2016

Parameters	Uriri	Awendo	Suna West	Suna East	Nyatike	Rongo	Kuria West	Kuria East	Total
<b>Number of farmers</b>	255	202	127	172	45	380	194	133	<b>1508</b>
<b>Number of ponds</b>	349	298	186	281	84	559	265	218	<b>2240</b>

#### 1.15.2 Renewable Energy

According to Kenya well-being report 2015/16, there is over-reliance on non-renewable sources of energy for both cooking and lighting. It is estimated that only 29.7% of the county population use solar energy for lighting whereas 0% use biogas for both lighting and cooking while 82.1% use firewood for cooking.

There is need to encourage improved and efficient use of alternative sources of energy other than firewood as the potential for harnessing solar, biogas and wind energy is available within the county. In addition, there is potential for generation of electricity from locally available resources such as biomass from agricultural wastes and biogas from sugar cane to supplement the existing production from Gogo falls

## 1.16 FORESTRY, AGRO FORESTRY AND VALUE ADDITION

The County's forest cover vegetation comprises of Indigenous forests, Plantations established through planting of seedlings, Woodlands characterized by trees and shrubs, Bush lands, ASAL and Farm land development

#### 1.16.1 Status of Forests in Migori County

The county has a potential forest conservation area of approximately 3641.52ha out of which, 1049.13 ha is gazetted and 2592.39 ha non-gazetted. 177ha is under natural forest and 462 ha under forestry plantation. The major forests in the county include Nyasoko, Sagegi, Magina, Giribe, Otacho, Nyamarere, Rabuor, Ranen, Kwa, Aroso, Ombo, Omange, Got Kogalo, Nyaitara, Gatambega, Tarakwiti, Nyandiri and Makangwa.

## The Chinato Hills in Kuria East Sub County



### 1.16.2 Main Forest Types and Size of Forests (Gazetted and Un-Gazetted Forests)

Table 14: Forest Cover Status in Migori County

Name	Area (HA)	Location	Status	Comments
<b>Magina</b>	28	Kakrao	Gazetted	Being replanted after salvage cutting
<b>Otacho</b>	107	Kakrao	Gazetted	Half bush land and half plantation
<b>Giribe</b>	41	Giribe	Gazetted	It is degraded and require reforestation
<b>Nyasoko</b>	25	Wiga	Trust land	Half bush land half plantation
<b>Mukuro</b>	25	Wiga	Trust land	Part currently being replanted
<b>Aroso</b>	10	God Jope	Trust land	Threatened by change in land use for settlement
<b>Ombo</b>	6	Suna Central	Trust land	All covered by plantation particularly cypress
<b>Kwa</b>	20	Kwa	Gazetted	Has natural vegetation cover
<b>Segegi</b>	8	Kwa	Gazetted	Natural bush land
<b>Rabuor</b>	50	Kwa	Gazetted	65% plantation cover and 35% bush land
<b>Nyamareri</b>	26		Gazette	50% plantation coverage and the rest is grassland
<b>Ranen</b>	69	North Sakwa	Gazetted	Most of it planted but with stunted growth
<b>Nyatike hill</b>	30	Macalder	Trust land	Degraded by gold mining activities
<b>Nyangwen a hill</b>	35	North Kadem	Trust land	Degraded bush land degraded by charcoal burning
<b>Wathonger</b>		Macalder	Trust land	Degraded
<b>Nyabisawa</b>		Wasweta	Trust land	Degraded by charcoal burning
<b>Aneko</b>		Nyatike	Trust land	Degraded
<b>Got kachola</b>		Got kachola	Trust land	Degraded
<b>Got kweru</b>	5.2	Wiga	Trust land	Used as religious site by the Legion Maria
<b>Tarakwiti</b>	17.6	Isebania	Trust land	Degraded, targeted for rehabilitation
<b>Maeta forest</b>		Nyabasi west	Trust Land	Degraded, targeted for rehabilitation



Name	Area (HA)	Location	Status	Comments
<b>Kamotobo forest</b>		Nyabasi ward		Degraded, targeted for rehabilitation
<b>Getambwaga forest</b>		Gokeharaka/Getambwa ward		Degraded, targeted for rehabilitation
<b>Kunguku forest</b>		Nyamosense/Komosoko		Degraded, targeted for rehabilitation
<b>Achama forest</b>		Uriri Constituency		Degraded, targeted for rehabilitation
<b>Omange</b>	30		Gazetted	Degraded, targeted for rehabilitation
<b>Got Koola</b>	30		Gazetted	Degraded, targeted for rehabilitation
<b>Oongidhia wa</b>			Gazetted	Degraded, targeted for rehabilitation
<b>Kuja bull camp</b>	22		Gazetted	Degraded, targeted for rehabilitation

Source: NEMA Environmental Action Plan 2009-2013

### 1.16.3 Main Forest Products

The main forest products include timber, woodfuel and charcoal. Further, some trees such as melia azadirach and azadirachta indica (neam tree), aloe vera, and osyris lanceolata havemedicinal value.

### 1.16.4 Agro-Forestry

Agro-forestry systems in the county majorly consist of cultivation practices which combine arboreal species with either annual or perennial crops in a manner which seeks optimal use of land together with maximum return. Farm woodlots farming is commonly preferred as farmers use them for timber, poles, fuel and bee keeping.

## 1.17 FINANCIAL SERVICES

### 1.17.1 Number of Banks, Micro Finance Institutions, Mobile Money Agents and SACCOs with FOSAs

The county has six major commercial banks, five microfinance institutions and several Saccos distributed across the county as indicated in table--- below.

Table 15: Distribution /Coverage of Financial Services by Sub-County

No	Sub-County	Banks	Other Financial institutions
1	Rongo	<ul style="list-style-type: none"> <li>○ Co-Operative Bank</li> <li>○ Kenya Commercial Bank</li> <li>○ Kenya Women Finance Trust</li> </ul>	<ul style="list-style-type: none"> <li>○ M-Pesa Agents</li> <li>○ Airtel Money Agents</li> <li>○ Rongo Dairy Community Bank</li> </ul>
2	Awendo	<ul style="list-style-type: none"> <li>○ National Bank</li> <li>○ Equity Bank</li> <li>○ Kenya Women Finance Trust</li> </ul>	<ul style="list-style-type: none"> <li>○ Jamii Bora</li> <li>○ M-Pesa Agents</li> <li>○ Airtel Money Agents</li> </ul>
3	Uriri		<ul style="list-style-type: none"> <li>○ M-Pesa Agents</li> <li>○ Airtel Money Agents</li> <li>○ Agency Banking</li> </ul>
4	Suna East	<ul style="list-style-type: none"> <li>○ National Bank</li> <li>○ Co-Operative Bank</li> <li>○ Kenya Commercial Bank</li> <li>○ Kenya Women Finance Trust</li> </ul>	<ul style="list-style-type: none"> <li>○ Uwezo</li> <li>○ Platinum Credit</li> <li>○ M-Pesa Agents</li> <li>○ Airtel Money Agents</li> <li>○ Agency Banking</li> </ul>

No	Sub-County	Banks	Other Financial institutions
			<ul style="list-style-type: none"> <li>○ Migori Teachers Co-Operative Society</li> </ul>
5	Suna West	<ul style="list-style-type: none"> <li>○ Equity Bank</li> <li>○ Faulu Bank</li> <li>○ Family Bank</li> <li>○ Diamond Trust Bank</li> </ul>	<ul style="list-style-type: none"> <li>○ M-Pesa Agents</li> <li>○ Airtel Money Agents</li> <li>○ Agency Banking</li> </ul>
6	Nyatike	<ul style="list-style-type: none"> <li>○ Kenya Commercial Bank</li> <li>○ Co-Operatives Bank</li> <li>○ Equity Bank</li> </ul>	<ul style="list-style-type: none"> <li>○ Platinum Credit</li> <li>○ M-Pesa Agents</li> <li>○ Airtel Money Agents</li> <li>○ Agency banking</li> </ul>
7	Kuria West	<ul style="list-style-type: none"> <li>○ Kenya Commercial Bank</li> <li>○ Co-Operative Bank</li> <li>○ Equity Bank</li> </ul>	<ul style="list-style-type: none"> <li>○ M-Pesa Agents</li> <li>○ Airtel Money Agents</li> <li>○ Agency Banking</li> <li>○ Stake Kenya Co-Operative Society</li> </ul>
8	Kuria East		<ul style="list-style-type: none"> <li>○ Stake Kenya Co-Operative Society</li> <li>○ M-Pesa Agents</li> <li>○ Airtel money Agents</li> <li>○ Agency Banking</li> </ul>

## 1.18 ENVIRONMENT AND CLIMATE CHANGE

Sound environmental conservation results in preservation of natural resources thus, assuring continuous supply of environmental goods and services. In addition, proactive management of the environment pre-empts serious calamities and occurrences such as drought, floods and global warming. The destruction of water catchment areas and prolonged drought for example has resulted to reduced water flow consequently leading to a decline in hydro-power production at Gogo hydropower plant.

### 1.18.1 Major Degraded Areas / Hotspots and Major Contributions to Environmental Degradation

Table 16: Major Degradation Hotspots, and Possible Solutions

Region / Area/ Sites degraded	Possible causes of degradation	Possible solutions
<b>Hilltops ( Agongo, Achama, Taragwiti, Maeta, Raga, Ottacho, Nyandwi, Ranen, Kebaroti)</b>	<ul style="list-style-type: none"> <li>i) Charcoal burning,</li> <li>ii) Soil erosion</li> <li>iii) Overgrazing</li> <li>iv) Encroachment</li> <li>v) Settlement</li> <li>vi) Agricultural practises</li> </ul>	<ul style="list-style-type: none"> <li>○ Rehabilitation through agro forestry, re-forestation and afforestation programmes e.g Agongo hill in Uriri Sub County</li> <li>○ Soil conservation best practises e.g mulching, terraces, gabions</li> <li>○ Gazetting un-gazetted hilltops</li> <li>○ Patrols</li> <li>○ Enforcement</li> <li>○ Drafting and enactment of policies and regulations</li> </ul>
<b>Disused mines (Copper hill, Matanda, Kehancha, Tebesi)</b>	<ul style="list-style-type: none"> <li>i) Soil compaction</li> <li>ii) Un- reclaimed mines</li> <li>iii) Leachate seepage into water resources</li> <li>iv) Cutting down of trees for the shafts</li> <li>v) Pollution</li> </ul>	<ul style="list-style-type: none"> <li>○ Afforestation programmes</li> <li>○ Capacity building of miners on the use of alternative mining practices</li> <li>○ Rehabilitation</li> <li>○ Pollution control</li> </ul>

	vi) Dust	
	vii) Poor mining methods	
<b>River banks (R.Migori, Ondoche, Kuja, Misadhi, Sare, Riana, Oyani)</b>	i) Sand harvesting ii) Poor farming practises iii) Dumping of solid waste iv) Brick making	○ Promoting sustainable sand harvesting practises ○ Planting of bamboo and indigenous trees ○ Environmental awareness / sensitization ○ Proper solid waste management ○ Policies and regulation
<b>Flood prone area (Nyora, Kabuto in Nyatike and some parts of Uriri Sub County)</b>	i) Poor agricultural practises ii) Unsustainable cutting of trees iii) Landscape / geographical set up iv) Climate variations	○ Tree planting ○ Construction of dykes ○ Water harvesting through activities such as dam construction ○ Environmental sensitizations

### 1.18.2 Environmental Threats

Environmental issues in the county include deforestation, soil erosion, desertification, flooding, littering and solid waste collection.

**Deforestation:** Widespread poverty in many parts of the county has greatly led to overexploitation of the limited forest resources. Trees are cut purposely for charcoal business, timber and creation of more land for cultivation. Notable effects of the loss of forests have been soil erosion, the silting of dams and flooding and the loss of biodiversity.

**Flooding:** It mostly occurs during the months of April to June leading to displacement of people, loss of crops and property and frequent eruption of water-borne diseases due to contamination of the water sources.

**Littering and solid waste collection:** it's a major problem in key towns as most of them do not have adequate garbage collection and disposal systems.

## 1.19 WATER AND SANITATION

### 1.19.1 Water Resources

The major water resources in the county comprise of surface, ground and rain water. Surface water consists of Lake Victoria with a total water mass of 475 km<sup>2</sup> and several rivers with the major ones being Kuja, Migori, Sare, Oyani, Riana, Tebesi, Misadhi and Ongoche. All these rivers drain into Lake Victoria. Ground water resources comprise of boreholes, shallow wells and springs. The quality of water from these sources – especially surface water is however relatively poor and usually requires treatment prior to domestic use.

### 1.19.2 Water Supply Schemes

The County has six urban water supply schemes – Migori Water Supply, Awendo Water Supply, Rongo Water Supply and Kehancha Water Supply. Other water supply schemes in the county are Macalder Water Supply in Nyatike Sub County and Uriri Water Supply in Uriri Sub County. The County Government with support from the Water Sector Trust Fund (WSTF) is currently under-taking completion works for Kegonga Water Project in Kuria East Sub County. Improvement works are also ongoing for Gogo Macalder Water Supply in Nyatike Sub County by World Vision (K) Ltd.

Other piped water schemes includes Sony Sugar Company Water Supply in Awendo Sub County, Nyasare Water and Sanitation Company Ltd in Suna East Sub County, Nyaduong C WUA in Suna East Sub County, Nyaprosomy Community Water Project in Nyatike Sub County and Rapogi Community Water Project in Uriri Sub County among others.

### 1.19.3 Water Sources and Access (Distance to the Nearest Water Points) by Sub-County

As shown in table 17 below, the main water source in the county are piped schemes, boreholes, shallow wells, springs and water dams with access ranging between 200 m and 500m.

Table 17: Water Sources and Access by Sub-County

Sub County	No of piped schemes	No of boreholes (point source)	No of Shallow wells	No of protected springs	No of water dams/pans	Distance to nearest water point (metres)
<b>Awendo</b>						
<b>Rongo</b>	3	-	250	83	2	200
<b>Nyatike</b>	12	52	9	6	49	
<b>Suna East</b>						
<b>Suna West</b>	2	8	20	16	7	300
<b>Uriri</b>	5	10	8	3	9	450
<b>Kuria East</b>	2	3	8	10	7	500
<b>Kuria West</b>	8	-	60	20	20	500

### 1.19.4 Water Management (Institutions, Measures for Sustainable Use)

The urban water supply schemes are operated by Migori County Water and Sanitation Company Ltd (MIWASCO) under the Water Service Provision Agreement in conformity with the Water Act 2016. However, the institutional and community water supply schemes are run by the respective institutions and the Water Facility Management Committees.

### 1.19.5 Sanitation

The county lacks access to any form of sewerage system and is therefore highly prone to diseases brought as a result of poor hygiene standards. This contributes heavily to acute respiratory infection, diarrhoea, malaria among other diseases that are common in the county.

## 1.20 HEALTH ACCESS AND NUTRITION

The health sector plays a pivotal role in economic growth and poverty reduction as exemplified in SDGs 1 and 3. Most of the key health indicators in the county are below the national average particularly those touching on infant and child mortality, nutrition, HIV/AIDS, malaria, upper respiratory tract infections, diarrhoea, pneumonia and skin diseases a factor attributed to low health personnel to patient ratios, inadequate health facilities and equipment among other factors.

### 1.20.1 Health Personnel and Distribution

Table..... outlines the number of staff per cadre and the existing human resource gaps in the health sector

Table 18. Health Personnel and Distribution

Staff cadres	No. Available 2013	No. Available 2017	Required Numbers	Gaps 2017
Medical Specialists	7	5	36	31
Medical Officers	17	27	69	42
Dentists	1	2	12	10
Dental Technologists	1	2	14	12
Public Health Officers	81	65	470	405
Pharmacists	7	8	24	16
Pharm. Technologists	9	19	222	203

Staff cadres	No.Available 2013	No.Available 2017	Required Numbers	Gaps
				2017
Lab. Technologists	21	20	470	450
Orthopedic Technologists	0	0	10	10
Nutritionists	8	12	28	16
Radiographers	2	2	30	28
Physiotherapists	6	4	32	28
Occupational Therapists	4	5	22	17
Plaster Technicians	2	2	22	20
Health Records & Information Officers	20	18	226	208
Medical engineering technologists	2	2	22	20
Medical engineering technicians	0	2	8	6
Mortuary Attendants	5	2	24	22
Drivers	23	26	73	47
Accountants	3	3	12	9
Administrators	8	2	21	19
Clinical Officers (specialists)	8	8	40	32
Clinical Officers (general)	71	124	340	216
Nursing staff (KRCHNs)	190	394	2388	2166
Nursing staff (KECHN)	150	254	400	146
Laboratory technicians	24	30		
Community Oral Health Officers	2	2	25	23
Secretarial staff / Clerks	24	13	26	13
Cooks	2	1	44	43
Cleaners		7	480	473
Security	41	0	352	352
CHEWs	47	39	200	161
CHWs	943	1783	2200	417

Source: County Department of Health, 2017

#### 1.20.2 Health Access and Facility Distribution

The county currently has no Referral Hospital, 11 Sub-county Hospitals, 20 health centres and 95 dispensaries which are distributed as shown in Table 19 below.

Table 19: GOK Health Facility Distribution by Sub County

Sub County	County Referral Hospital	Sub County Hospital	H/Centre	Dispensary	Facilities
<b>Awendo</b>	0	1	2	9	12
<b>Kuria East</b>	0	1	3	12	16
<b>Kuria West</b>	0	2	8	12	22
<b>Nyatike</b>	0	2	1	25	28
<b>Rongo</b>	0	1	3	5	9
<b>Suna East</b>	0	1	1	8	10
<b>Suna West</b>	0	0	1	7	8
<b>Uriri</b>	0	3	1	17	21

<b>CountyTotals</b>	<b>0</b>	<b>11</b>	<b>20</b>	<b>95</b>	<b>126</b>
---------------------	----------	-----------	-----------	-----------	------------

Besides the above public facilities, there are 8 faith based health facilities, 10 private run hospitals, 9 Nursing homes and 56 private clinics.

#### 1.20.3 Morbidity: Five Most Common Diseases in Order of Prevalence

The most common diseases in the county are Malaria at 53 percent prevalence, respiratory tract infections at 16 percent, diseases of the skin, diarrhoea at 7 percent, intestinal worms/typhoid at 3.2 percent, accidents/fractures and sexually transmitted infections.

#### 1.20.4 Nutritional Status

##### (Prevalence of Stunting and Wasting in Children Under 5 Years: Height-For-Age, Weight-For-Height, and Weight-For-Age)

Malnutrition is an underlying factor in a large proportion of the illnesses that cause death among children below 5 years of age. Good quality nutrition during the period from birth to the age of 5 years is vital for optimal physical, mental and cognitive growth, health and development. Stunting (height-for-age), wasting (weight-for-height) and underweight (weight-for-age) are therefore key indicators of the nutritional status among children.

**Table 20: Percentage of under-five children who are under-weight by Sub County**

Sub County	2013 Percentage underweight	2014 Percentage underweight	2015 Percentage underweight	2016 Percentage underweight
Awendo	5.7	2.1	3	0.86
Kuria East	2.9	1.2	1.2	0.31
Kuria West	7.9	7.1	7.6	0.8
Nyatike	5.2	4.4	3.1	1.2
Rongo	5.7	6.1	3.9	0.28
Suna East	5.6	5.9	2.8	1.1
Suna West	3.6	8.4	5.7	0.52
Uriri	3.5	3.3	4	1.1
County	5.3	4.9	4	0.78

#### 1.20.5 Immunization Coverage

Immunization coverage in Migori County is generally lower than the national average as indicated in table 21 below. This is mainly due to low literacy levels, lack of knowledge on the importance of immunization, low income levels, long distances to the nearest health facility and births outside the health facilities.

**Table 21: Trend of Percentage of Fully Immunized Children by Sub County**

Sub County	2013	2014	2015	2016	2017
Suna West	34.1	58.0	78.8	73.1	47
Uriri	80.8	86.4	83.3	78.8	38
Rongo	75.5	75.4	98.8	82.0	47
Awendo	75.4	78.8	79.0	75.9	39
Nyatike	76.2	71.7	73.7	77.1	63
Kuria West	70.7	77.2	79.8	66.2	32
Kuria East	76.9	74.4	81.5	77.1	37
Suna East	72.0	80.0	68.5	64.1	32
County Totals	67.2	75.6	82.2	74.0	76*

\*2017 data up to September.

### 1.20.6 Maternal Health Care (Maternal Deaths, Number of Mothers Delivering in Hospitals, Ante-Natal and Post-Natal Care)

Most of the deliveries are still done outside the health facilities, as indicated in table 22 below. For instance, in the 2016 and 2017, only 59.6% and 57.8% deliveries were done in health facilities. The low rate of skilled deliveries is mainly attributed to low income levels, illiteracy, influence from traditional birth attendants, low uptake of ante-natal care services and long distances to available health facilities.

Table 22: Percentage of deliveries conducted by skilled attendants

Sub County	2012	2013	2014	2015	2016	2017
Awendo	39.7	51.5	62.7	69.6	55.1	45.3
Kuria East	42.2	62.3	56.9	62.9	56.1	51.2
Kuria West	43.8	58.9	64.1	58.9	46.3	42.7
Uriri	34.9	53.0	62.1	63.2	60.3	53.5
Nyatike	38.4	60.1	76.7	67.8	56.9	62.0
Rongo	70.9	76.4	66.8	64.2	58.4	56.1
Suna East		87.7	117.1	113.7	107.2	100.5
Suna West	17.3	18.9	38.5	53.9	45.4	60.4
County Totals	46.0	55.1	68.0	68.8	59.6	57.8*

\*2017 Data up to September

However as a result of deliberate investments by the county to improve maternal child healthcare, there has been a steady decline of facility maternal death cases as shown in table 23 below. The sharp increase however witnessed in 2016 was mainly due to the health workers' strikes.

Table 23: Institutional Maternal Mortality Cases (Absolute Numbers) by Sub-County

Sub County	Total Maternal Deaths									
	2013		2014		2015		2016		2017	
	Death	Audited	Death	Audited	Death	Audited	Death	Audited	Death	Audited
Awendo	1	1	0	0	1	1	1	1	0	0
Kuria East	1	1	0	0	0	0	0	0	0	0
Kuria West	3	3	2	1	3	0	4	1	0	0
Nyatike	3	0	2	2	0	0	0	0	1	1
Rongo	3	3	1	1	1	1	2	0	0	0
Suna East	11	10	16	15	9	9	16	16	6	6
Suna West	0	0	0	0	1	0	3	2	1	0
Uriri	0	0	0	0	0	0	3	0	1	1
County Totals	22	18	21	19	15	11	30	20	10	8

### 1.20.7 Access to Family Planning Services/Contraceptive Prevalence

Access to family planning services ensures parents are able to determine the optimal sizes of their families and also enables the mother to regain her health after delivery. In addition, it lightens the burden and responsibility of supporting the family, provides the family with the opportunity for economic advancement and ensures that the children are healthy.

The uptake of family planning in the county is still low (54.5 per cent) as indicated in table 24 below, a factor mainly attributed to differing perceptions among spouses on contraceptive use, low levels of education especially among the rural folk, misconception and fears of side effects associated with use of contraceptives, cultural practices such as polygamy and low access to contraceptive services.

Table 24: The Percentage of Women of Reproductive Age Receiving Family Planning Between 2012 and 2017

Sub County	2012	2013	2014	2015	2016	2017	Avg
Awendo	36.8	49.2	51.0	58.2	61.9	63.1	53.4



Sub County	2012	2013	2014	2015	2016	2017	Avg
<b>Kuria East</b>	50.4	50.3	45.0	37.8	35.9	35.6	42.5
<b>Kuria West</b>	39.5	35.9	41.9	41.9	45.5	52.6	42.9
<b>Uriri</b>	52.6	61.7	65.8	53.8	50.1	53.4	56.2
<b>Nyatike</b>	99.6	109	97.1	85.8	70.4	45.8	84.6
<b>Rongo</b>	47.8	41.2	46.0	53.5	46.8	74.0	51.6
<b>Suna East</b>		46.8	48.2	51.8	63.3	60.7	45.1
<b>Suna West</b>	41.2	23.3	35.8	47.7	64.8	50.7	43.9
<b>County</b>	58.2	51.2	55.0	54.2	54.5	53.7	54.5

#### 1.20.8 HIV/AIDS Prevalence Rates and Related Services

By the end of 2013, the county had an HIV prevalence of 14.7 % as compared to the national rate of 5.6 per cent. This placed Migori County as one of the 9 counties that contributed to the highest HIV incidences across the country. Children constituted 12% of those living with HIV with 6,786 new adult infections reported. Adult and children ART coverage stood at 89% and 37% respectively. Approximately 1,876 adults and 682 children died of AIDS related conditions in 2013 in the county (Kenya HIV County Profiles 2014).

**Table 25: HIV/AIDS Prevalence Rates and Related Services**

		Rank*
<b>Total population</b>	1,002,499(2013)	32
<b>HIV adult prevalence</b>	14.7%	44
<b>Number of adults living with HIV</b>	77,700	43
<b>Number of children with HIV</b>	10,705	43
<b>Total number of people with HIV</b>	88,405	43

Source: Kenya HIV County Profiles, 2014

\*In this HIV burden and indicator ranking, the highest burden County is 47, while the lowest burden County is 1

However, as at 2017, the prevalence rate had dropped to 14.4%, a fact attributed to availability of HIV services, adequately trained HTC personnel, adequate PMTCT services and support from other partners in the provision of HIV related services

## 1.21 EDUCATION, SKILLS, LITERACY AND INFRASTRUCTURE

#### 1.21.1 Primary and secondary schools in Migori County

As at 2017, the county had 817 primary schools comprising 616 public and 201 private primary schools with a combined enrolment of more than 254,000. The total number of teachers over the same period was 5918. Teacher shortage stood at approximately 904 teachers.

**Table 26: Primary and secondary schools in Migori County**

Sub-county	Primary			Secondary		
	Public	Private	No. of teachers	Public	Private	No. of teachers
<b>Kuria east</b>	52	7	499	20	0	93
<b>Kuria west</b>	92	80	787	29	4	206
<b>Uriri</b>	76	30	636	34	2	163
<b>Nyatike</b>	128	39	900	53	2	159



Sub-county	Primary			Secondary		
	Public	Private	No. of teachers	Public	Private	No. of teachers
<b>Migori</b>	120	62	1149	76	7	242
<b>Rongo</b>	68	45	708	27	5	197
<b>Awendo</b>	73	35	573	38	4	170
<b>Total</b>	<b>609</b>	<b>298</b>	<b>5,918</b>	<b>277</b>	<b>24</b>	<b>1607</b>

Source: County Director of Education office, Migori 2017

#### 1.21.2 Pre-School Education (Early Childhood Development Education)

The County had 816 ECD centres, 670 and 1174 ECDE teachers employed by the county government and community respectively as at 2017. Total enrolment stood at 109, 990 with a gender parity of 1:1 pupils over the same period. The Teacher –Pupil ration and literacy levels stood at 1:60 and 87.6% respectively.

#### 1.21.3 Secondary Education

There are over 217 secondary schools in the county with an enrolment of 73,907 of 100,000 secondary school going population. This represents an average enrolment of 74% of the children eligible for secondary school education. According to MICS report 2017, the average net attendance at secondary school stood at 11.8 per cent with gender parity index of 2:0. With 56 per cent of the married having got married at between 15 and 17 years and with 49.4 per cent of the children who attend school being involved in some form of child labour, it is imperative that challenges of child marriages and child labour are addressed as a matter of priority

#### 1.21.4 Vocational education

The county had a total of 23 vocational Technical training institutions with a student population of 1200 and 108 teachers as at the start of 2017 respectively. However most of these institutions recorded low enrolment due to the following factors: Inadequate provision and relevant technical skills that are responsive to the labour market, inadequate facilities, training tools and training materials. The lack of training facilities compromises the relevance of T.T.I taught skills necessary to meet skill needs in industries and business organizations. Therefore, during the planning period, considerable efforts shall be made to modernize equipments and provide adequate facilities to ensure that graduates coming out of T.T.Is acquire skills relevant to the employment market skill needs in both the industries and business organizations.

**Completed Vocational Training Centre**



*Muhuru Bay VTEC*

**1.21.5 Tertiary Education**

There is 1 university college, 4 university campuses, 10 ECDEs training colleges, 1 public and 2 private teachers training colleges in the county. The county government has prioritized investment in education as one of the pillars to strengthen and revitalize the socio-economic standards of its people and build future careers for its youthful population who are estimated at over 49 per cent of the total population.

**1.21.6 Adult and Continuing Education**

**1.20.1.1 Adult Education Centres**

Migori County has 103 adult and continuing education centres distributed across the 8 Sub counties as shown in the table below.

**Table 27: Adult Education Centres**

S/NO	SUB-COUNTY	NO OF CENTERS
1	SUNA WEST	6
2	SUNA EAST	12
3	NYATIKE	21
4	URIRI	8
5	KURIA WEST	21
6	KURIA EAST	14
7	RONGO	13
8	AWENDO	8
	<b>TOTAL</b>	<b>103</b>

**1.20.1.2 Enrolment for Adult and Continuing Education**

The County has 5,577 adults who have enrolled for adult and continuing education with the majority being women at 3,718. The table below shows the distribution of the students as per the specific programs offered.

**Table 28: Enrolment for Adult and Continuing Education**

<b>Programmes</b>	<b>Enrolment</b>		
	<b>M</b>	<b>F</b>	<b>TOTAL</b>
BASIC LITERACY	1,550	3,107	4,657
POST LITERACY	86	183	269
ACE PRIMARY	180	363	543
ACE SECONDARY	43	65	108
<b>GRAND TOTAL</b>	<b>1,859</b>	<b>3,718</b>	<b>5,577</b>

### **1.20.1.3 Number of Instructors/ Teachers**

The table 29 below shows the different categories of instructors in adult and continuing education centers across the county and their number. The county has a total of 159 instructors.

**Table 29: Number of Instructors/ Teachers**

<b>S/NO</b>	<b>CATEGORY</b>	<b>NUMBER</b>
<b>1</b>	FULL TIME	35
<b>2</b>	PART TIME	78
<b>3</b>	SELF HELP	46
	<b>TOTAL</b>	<b>159</b>

### **1.20.1.4 Literacy**

According to MICS report 2017, among the females aged 15-24 years, only 83 per cent are literate although the levels vary by place of residence, age and household wealth level. About 17 per cent of the household heads had no education, 62 and 21 per cent had attained primary education and secondary education respectively.

## **1.22 SPORTS, CULTURE AND CREATIVE ARTS**

### **1.22.1 Museums, Heritage and Cultural sites**

The county has 2 cultural sites at Thimlich Ohinga and Mugabo caves. Thimlich Ohinga has already been classified by UNESCO as world heritage site.

### **1.22.2 Sports Facilities**

The county has a sporting potential which can be exploited for increased employment creation, income generation and county cohesion. However, the county faces a myriad of challenges in developing the sports industry including inadequate resources to establish, develop and maintain sports infrastructure and to facilitate participation in both local and international championships.

The county has two major stadia that can host national events at Sony and Migori town. However they still require major installations such as pavilions, lighting system, changing rooms, extra pitches, offices and functional lavatories. Three other stadia that exist in Isebania, Kehancha and Rongo towns have been fenced and are awaiting civil works and planting of grass.

### **1.22.3 Libraries /Information Documentation Centres/ Citizen Service Centres**

This is a multichannel public service delivery strategy that seeks to enhance service provision efficiency through a one stop service provision centres with an aim of providing integrated public services hence transforming service delivery processes. The county has already embraced the strategy through establishment of the citizen service center

Services provided at these centers include the provision of the identity cards, reporting of lost national identity cards, issuance of Kenya Revenue Authority personal identification numbers and driving licenses among other services.

Library services are still at the infancy stages as the county still relies on Sony sugarlibrary. However, during the current plan period, the county in collaboration with development partners shall establish one public library and equip the existing information documentation centers.

#### 1.22.4 Registered Traditional Herbalists and Medicinemen

Kenya's 2010 Constitution provides the basis for a more intensive and wide-ranging engagement with traditional medicine. Although the great bulk of state health care resources are allocated to the delivery of biomedical care, in rural areas of Migori county traditional healers are the most accessible health care providers as the doctor-patient ratio in the county is approximately 1:60,000.

Going forward, traditional Herbalists and medicinemen shall be given the necessary training and offered an opportunity to exhibit their medicine and nutritional approaches in public shows and events.

### 1.23 COMMUNITY ORGANIZATIONS/NON-STATE ACTORS

The county has identified eight key areas of intervention where community organisations and non state actors can supplement the county efforts in the enhancement of service delivery. These include: **Education:** support of OVC, ecde centers, construction of schools for children with disabilities, bursaries and scholarship programs.

**Health:** digitization of health records, public health, HIV AIDs, maternal child health, nutritional support,

**Agriculture:** irrigation for high value crops, value chain creation, agroprocessing factories, fish auction and animal breed improvement.

**Tourism:** nature and wildlife conservation, preservation of culture and heritage, agro and eco-tourism, watersports, conference tourism and hospitality,

**Water and Sanitation:** WASH programs in schools, provision of clean and affordable water, conservation of water catchment areas,

**Environment:** solid waste management, greening program, disaster management,

**Gender:** women empowerment and advocacy, social protection

**Civic Education:** community enlightenment, monitoring and evaluation, public participation and governance.

### 1.24 SOCIAL AND CHILD PROTECTION

#### 1.24.1 Number of Orphans and Vulnerable children (OVC)

The major forms of OVC in the county are as a result of: abandonment by parents; extreme poverty status; disability; conflicts; abuse by parents or their carers; malnutrition; HIV-positive; marginalization; stigmatization and discrimination due to color or race. Among the interventions prioritized to address the OVC needs includes school feeding program, establishment of child support centers, child protection and rehabilitation, alternative family care services and cash transfer program where over 50,000 OVC are targeted for support during the current plan period.

Table 30: distribution of OVCCT per sub-county in Migori County

Sub county	No. of OVCCT(households)
Suna East	771
Suna West	986
Kuria East	1072

Sub county	No. of OVCCT(households)
<b>Kuria West</b>	1471
<b>Nyatike</b>	865
<b>Uriri</b>	1610
<b>Awendo</b>	2896
<b>Rongo</b>	1589
<b>Total</b>	<b>11,260</b>

Source: Department of Children Services Migori County, 2017

#### 1.24.2 Child Protection cases

The common child protection cases revolve around female genital mutilation, physical and emotional violence, sexual violence, early child marriages, child labour and children living in the streets.

The county in collaboration with the national government and other development partners shall address the issues above through various intervention including the implementation of the FGM Act, establishment of gender based violence recovery centres, expanding child protection centres, advocacy for more child friendly justice system, increase access to basic social services and improving data and information systems on child protection cases.

#### 1.24.3 Cases of Street children

The major factors contributing to rise in cases of street children include abandonment, rebellion from home, glamour of town centres, irresponsible societies, poverty, dysfunctional families; school related causes and some are born in the streets.

As a result of the above factors, emerging cases of street children are fast coming up in major towns of Migori, Awendo, Isebania, Rongo and Sori. The county shall seek community involvement, stakeholder participation and alternative approaches to education to address these cases.

#### 1.24.4 Child Care Facilities and Institutions by Sub-County

Migori County has 25 orphanages that are registered with the county children's office as depicted in table 31 below. Most of them are sponsored by different faith based organisations and non-governmental organisation.

Table 31: Child Care Facilities and Institutions by Sub-County

Sub county	Number of Orphanages
<b>Suna East</b>	4
<b>Suna West</b>	2
<b>Kuria East</b>	1
<b>Kuria West</b>	1
<b>Nyatike</b>	4
<b>Uriri</b>	8
<b>Awendo</b>	1
<b>Rongo</b>	4
<b>Total</b>	<b>25</b>

Source: Department of Children Services Migori County, 2017

#### 1.24.5 Sexual and Gender based violence (SGBV)

The commonly reported cases of SGBV encompass threats of violence and coercion. They are of physical, emotional, psychological and sexual nature. In other cases reported, it takes the form of denial of resources or access to services. It inflicts harm on women, girls, men and boys equally.

Available statistics indicate that SGBV cases reported are still high in Migori County ranging between 264 and 179 in 2016 and 2017 respectively, with cases of rape topping at 62% and 69% respectively (source: DHIS).

#### 1.24.6 Number of Older Persons Receiving Cash Transfer

Migori county has 9114 older persons who have registered for the national government cash transfer program across the county as shown in the table 32 below.

**Table 32: Number of Older Persons Receiving Cash Transfer**

<b>Migori county</b>	<b>OPCT</b>
<b>Suna East</b>	729
<b>Suna West</b>	977
<b>Kuria East</b>	730
<b>Kuria West</b>	1051
<b>Nyatike</b>	1194
<b>Uriri</b>	1045
<b>Awendo</b>	1799
<b>Rongo</b>	1589
<b>Grand Totals</b>	<b>9114</b>

*Source: Department of Social Development Migori County, 2017*

#### 1.24.7 Number of Disabled People on Cash Transfer

The table below shows the number of disabled people who have registered for the national government program as the year 2017

**Table 33: Number of Disabled People on Cash Transfer**

<b>Sub county</b>	<b>Number of PWSD- OCT</b>
<b>Suna East</b>	243
<b>Suna West</b>	226
<b>Kuria East</b>	237
<b>Kuria West</b>	211
<b>Nyatike</b>	203
<b>Uriri</b>	215
<b>Awendo</b>	605
<b>Rongo</b>	405
<b>Total</b>	<b>2345</b>

*Source: Department of Social Development Migori County, 2017*

## 1.25 Security, Law and Order

#### 1.25.1 Number of Police Stations and Posts by Sub County

Migori County has 8 police stations, 7 police posts and 4 patrol bases distributed across the county as shown in the table below.

**Table 34: Number of Police Stations and Posts by Sub County**

<b>Sub county</b>	<b>Police Station</b>	<b>Police post</b>	<b>Patrol base</b>
<b>Suna East</b>	1 – Migori Police Station	-	-
<b>Suna West</b>	-	-	2( Lichota, Oruba)
<b>Kuria East</b>	Ntimaru	Nyamutiro	-
<b>Kuria West</b>	2(Isebania, Kehancha )	2(Komomwamu,Getonganya)	-
<b>Nyatike</b>	Macalder	2(Muhuru ,Karungu)	1-Migingo

Sub county	Police Station	Police post	Patrol base
<b>Uriri</b>	1-Uriri	-	Stella
<b>Awendo</b>	Awendo	Anganga	-
<b>Rongo</b>	Kamagambo	Okumba	-
<b>Total</b>	<b>8</b>	<b>7</b>	<b>4</b>

Source: Office of the County Commandant Migori, 2018

#### 1.25.2 Types, trends and crime prone areas

The most prevalent types of crimes in the county include assault, stealing, stock theft, defilement and burglary. Cases of drug abuse especially bhang are most prevalent in Migori town. According to the annual crime report 2016 by the national police service, there were 1303 crimes reported in Migori in the year 2016 compared to 1282 cases reported in 2015 an increase of 2%.

#### 1.25.3 Types and Number of Courts

There are 10 courts in Migori County situated in Suna East, Kuria West and Rongo Sub counties. These courts are categorised into high court, magistrate courts, environmental and land courts as shown in the table below. They handle criminal appeal, civil appeal, land and environment and succession-Judicial review cases. One mobile court situated in Nyatike has since been closed.

Table 35: Types and Number of Courts

Sub County	Type of Court	Number of Courts
<b>Suna East</b>	High court	1
	Magistrate courts	4
	Environment and land court	1
<b>Suna West</b>	Magistrate courts	Nil
<b>Kuria East</b>	Mobile court	Nil
<b>Kuria West</b>	High court	Nil
	Magistrate courts	1
<b>Nyatike</b>	Magistrate courts	Mobile- Closed
<b>Uriri</b>	Magistrate courts	Nil
<b>Awendo</b>	High court	Nil
	Magistrate courts	Nil
<b>Rongo</b>	High court	Nil
	Magistrate courts	3
<b>Total</b>		<b>10</b>

Source: Deputy Registrar, High Court of Migori.

#### 1.25.4 Prisons and Probation Services

There is one prison in the county with a total of 186 personnel officers. There are 5 probation officers, 364 offenders and 94 offenders serving probation terms.

#### 1.25.5 Number of Public Prosecution Offices

Table 36: Number of Public Prosecution Offices

Sub county	Prosecution offices
<b>Suna East</b>	1
<b>Suna West</b>	0
<b>Kuria East</b>	0
<b>Kuria West</b>	1
<b>Nyatike</b>	0



Sub county	Prosecution offices
<b>Uriri</b>	0
<b>Awendo</b>	0
<b>Rongo</b>	1
<b>Total</b>	<b>3</b>

*Source: Office of the Public Prosecutor, Migori County 2017*

#### 1.25.6 Number of prosecutions over the years

The table 37 below shows the types of offences and the number of prosecutions recorded for the years 2015 and 2016.

**Table 37: Number of prosecutions over the years**

	<b>Offence</b>	<b>2015</b>	<b>2016</b>
<b>1</b>	Homicide	68	44
<b>2</b>	Offences against other persons	346	223
<b>3</b>	Robbery	66	14
<b>4</b>	Breakings	92	37
<b>5</b>	Theft of stock	32	21
<b>6</b>	Stealing	168	36
<b>7</b>	Theft by servant	12	12
<b>8</b>	Vehicle and other thefts	15	7
<b>9</b>	Dangerous drugs	87	6
<b>10</b>	Traffic offences	2	0
<b>11</b>	Criminal damage	78	57
<b>12</b>	Economic crimes	49	10
<b>13</b>	Corruption	0	0
<b>14</b>	Offences involving police officers	0	0
<b>15</b>	Offences involving tourists	0	0
<b>16</b>	Other penal code offences	158	39
	<b>Total</b>	<b>1282</b>	<b>579</b>

*Source: Annual Crime Report, 2015 and 2016*

#### 1.25.7 Community Policing Activities

Community Policing recognizes the independence and shared responsibility of the Police and the Community in ensuring a safe and secure environment for all citizens. It aims at establishing an active and equal partnership between the Police and the public through which crime and community safety issues can jointly be discussed and solutions determined and implemented.

#### 1.25.8 Immigration Facilities.

The county borders the republic of Tanzania and is therefore served by two immigration offices at Isebania and Muhuru bay. The services offered at the border includes regulating of entry and exit of passangers, issuance of temporary travel permits and conducting patrols among other duties.



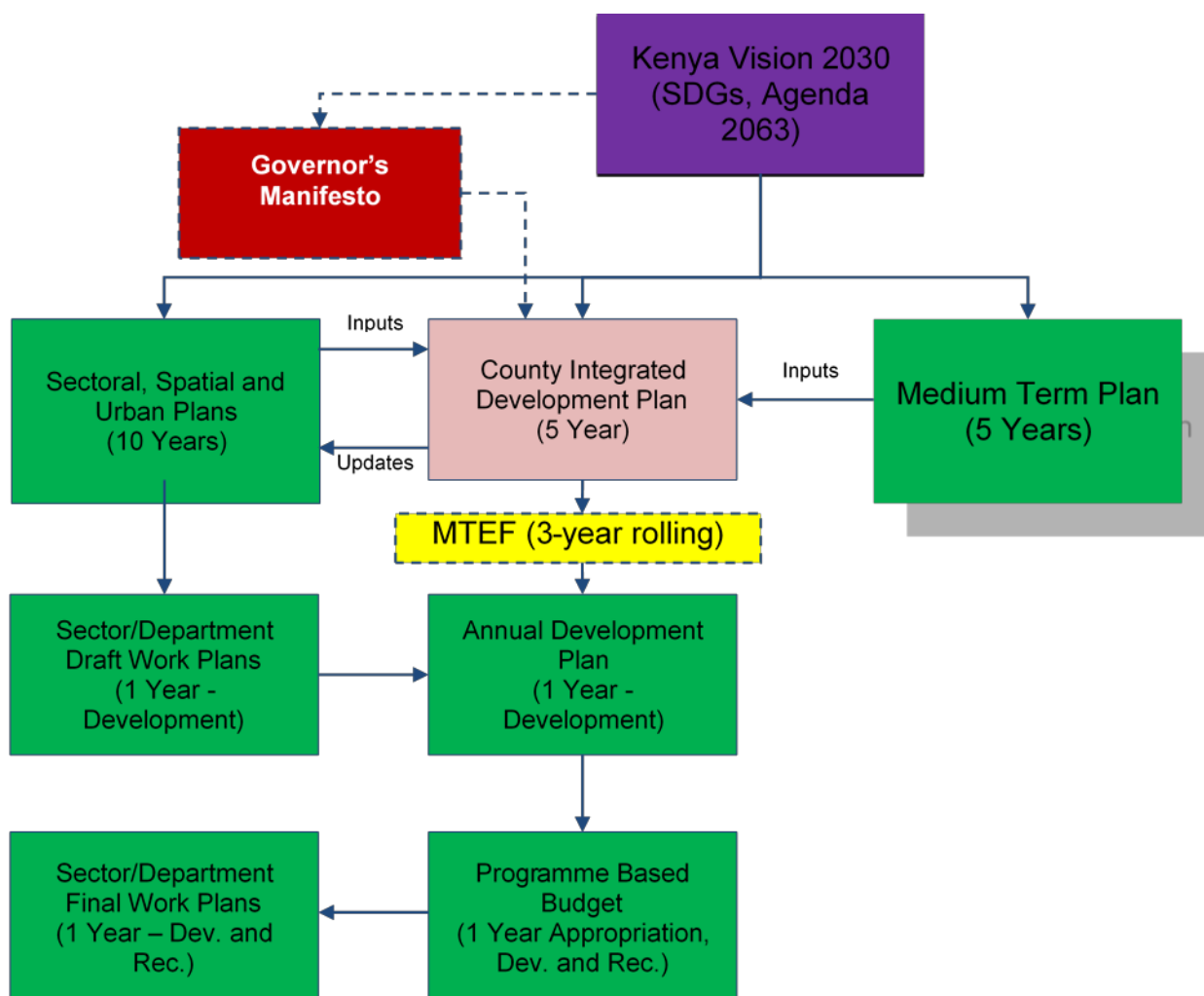
## CHAPTER TWO: LINKAGES WITH VISION 2030 AND OTHER PLANS

### 2.1 OVERVIEW

This chapter indicates the linkages between the CIDP with the Kenya Vision 2030, its Medium-Term Plan, Sectoral Plans, Constitution of Kenya, 2010 and the Sustainable Development Goals. Projects under Vision 2030 being implemented in the county have also been highlighted in the chapter.

### 2.2 LINKAGE OF THE CIDP WITH THE KENYA VISION 2030, ITS MEDIUM-TERM PLANS AND OTHER PLANS, POLICIES AND STRATEGIES

Figure 3: Linkages of the CIDP with the Kenya Vision 2030, MTPs, Other Plans and Strategies



Sessional Paper Number 10 of 2012 on Kenya Vision 2030 is the National Policy Economic Blueprint that entrenches Kenya Vision 2030 as the long term development strategy for Kenya. The Kenya Vision 2030 aims to transform Kenya into a modern, globally competitive, middle income country providing a high quality of life to all its citizens. Kenya Vision 2030 is a product of highly participatory, consultative and inclusive stakeholder's process conducted throughout the country covering all sectors of the economy.

### 2.2.1 *Kenya Vision 2030*

The aim of the Kenya Vision 2030 economic blueprint is to create “a globally competitive and prosperous nation with a high quality of life by 2030”. It also aims to transform Kenya into “a newly industrializing, middle income country providing a high quality of life to all its citizens in a clean and secure environment”. The Vision will be implemented through successive five years Medium Term Plans at the national level and the CIDPs at the county level.

The CIDP embraces the Kenya Vision 2030 through the implementation of specific projects and programmes and Vision 2030 flagship projects that may be domiciled in or cut across the county. Article 220(2) of the Constitution states that the National government shall prescribe the structure of development plans and budgets of counties. Article 201 further sets out the principles of public finance that should be adhered to. These principles include accountability, openness, public participation and promotion of an equitable society.

### 2.2.2 *CIDP linkages with the Constitution of Kenya, 2010*

The Constitution of Kenya (2010) prescribes National Values and Principles of Governance which include sharing and devolution of power. It creates a two-tier government: a national government and 47 county governments. Five laws which provide the framework for devolution have been enacted, namely: Urban Areas and Cities Act, 2011; The County Governments Act, 2012; The Transition to Devolved Government Act, 2012; The Intergovernmental Relations Act, 2012 and The Public Finance Management (PFM) Act, 2012. The PFM Act 2012 provides for effective and efficient management of public resources.

Article 125 of the Act requires the budget process for county governments in any financial year to consist of an integrated development planning process which includes long term and medium term planning as well as financial and economic priorities for the county over the medium term. Articles 126 of the Act further obligates each county government to prepare an integrated development plan that includes strategic priorities for the medium term that reflect the county government's priorities and plans, a description of how the county government is responding to changes in the financial and economic environment; and, programmes to be delivered.

The County Governments are required to prepare the County Integrated Development Plans to enable prioritisation of socio-economic development issues at the local level. This is mandatory before the funding of county projects and programmes. The County Government Act 2012, in fulfilment of the constitutional requirement to legislate the preparation of county plans, details the “**Goals and Procedures of County Planning**” (Part XI of the Act). County planners are required to prepare 5-year integrated county development plans and the annual county budgets to implement them as per section 108 (1) of the Act.

In Section 102(h) of the Act, county planning is expected to provide a platform for unifying planning, budgeting, financing programmes, implementation, and performance review. The county planning unit shall be responsible for coordinated integrated development planning. The County Integrated plans will have the goal of promoting harmony with national and other county plans such as land-use plans, urban planning and environmental conservation.

These county plans (Section 107(2)) “shall be the basis for all the budgeting and planning in a county”.

### 2.2.3 *Cross-Cutting Projects and Programmes Involving the County and Neighbouring Counties*

Migori County has projects, especially in the roads sub-sector, which cut across the neighbouring Homa Bay, Kisii and Narok Counties. These roads are being implemented and maintained by the National Government and as well as the respective County Governments. Some of these roads which are already complete, have improved the connectivity between the counties and eased transport of

goods and services. In addition, domestic tourism has been increased due to such ventures. Some of the roads includes the on-going construction of Kisii-Isibania and Migori-Homabay County. Further, Lake Victoria is shared by several counties including Kisumu, Homa Bay and Migori. Fishing at the lake is a major activity for the people living along the lake. Construction of landing sites along the shores of the lake aid in the development of the fishing industry between the counties.

#### *2.2.4 Linkage with Sectoral Plans, Urban and City Plans within the County*

Section 107(1) lists the types of plans that shall guide, harmonize and facilitate development within each county. They include County integrated plan, county sectoral plans, county spatial plans and cities and urban areas plans. These plans shall be the basis for all budgeting and spending in the county. They address different issues for the county, hence the need to incorporate them when preparing the CIDP.

##### **i) County Sectoral Plans**

Section 109 of the County Government Act spells out the purpose and content of the Sectoral Plan. It states that County departments shall develop a ten-year county sectoral plan as component parts of the CIDP. Further the plan shall be programme-based and shall be the basis for budgeting and performance management. It should also be reviewed every five years by the county executive and be approved by the county assembly.

##### **ii) County Spatial Plans**

This is also a ten-year county GIS based database system plan which is a component part of the CIDP. The plan provides a spatial depiction of the social and economic development programme of the county as articulated in the CIDP. It also gives clear clarifications on the anticipated sustainable development outcomes and also clear statements of how the plan is linked to the national, regional and other county plans. Section 110 of the Act spells out the purpose and criteria for a spatial plan.

##### **iii) Cities and Urban Areas Plans**

County Government Act 2012, Section 111, states that every city and municipality should have land use plan, building and zoning plan and location of recreational areas and public facilities. Furthermore, Section 108(2) (b) (iii) states that each CIDP shall identify, as informed by the strategies and programmes set out in the plan, all known projects, plans, and programs to be implemented within the county by any organ of state. This implies that all the development priorities set out in the CIDP shall take into account all the other plans in the counties to ensure harmony in the implementation and monitoring and evaluation of the projects and programmes.

## **2.3 INTEGRATION OF THE SUSTAINABLE DEVELOPMENT GOALS (SDGS) INTO THE CIDP**

The sustainable development goals agenda is a plan of action for people, planet, peace, prosperity and partnership. The goals seek to build on the Millennium Development Goals (MDGs) and complete what these did not achieve. They are integrated in the three dimensions of sustainable development: the economic, social and environmental. They are expected to simulate action over the next fifteen years (up to 2030) in areas of critical importance for humanity and the planet.

There are 17 sustainable goals which are expected to be achieved through the implementation of 169 targets. The 17 goals include the following:

### **Goal 1: End poverty in all its forms everywhere**

In order to achieve this goal, the Government shall mobilize resources from various sources in order to provide adequate and predictable means for developing the county and implement programmes and policies to end poverty in all its dimensions. Through it's programmes and projects in the various sectors the government shall provide universal health care, access to early childhood education and technical training. It shall also provide conducive business environment in the jua kali sector to create employment opportunities through the construction of an industrial park. In collaboration with the

National Government the County Government shall incorporate older persons, persons with disabilities and orphans and vulnerable children into the the social protection. Proportion of total adult population with secure tenure rights to land, legally recognized documentation and who perceive their rights to land as secure shall also be increased with the collaboration of the National Government and County Government. In order to protect the poor and vulnerable from loss of life and property through disasters the Government shall put into place measures and strategies by adopting the Sendai Framework for Disaster Risk Reduction 2015-2030.

**Goal 2: End hunger, achieve food security and improved nutrition and promote sustainable agriculture.**

To enhance food security, the government shall ensure sustainable food production systems and implement resilient agricultural practices that shall increase productivity and production. These will increase incomes of small scale food producers, particularly women, indigenous peoples and family farmers.

The county shall use healthcare system including community strategy and early childhood centres (ECDs) to identify and tackle child malnutrition and ensure access to safe, nutritious and sufficient food to poor and people in vulnerable situations including infants.

**Goal 3: Ensure healthy lives and promote well-being for all at all ages**

The County government in collaboration with development partners shall strive to provide access to universal health care hence reducing the mortality and morbidity rate. Concerted efforts shall also be put towards the control of HIV and AIDS, tuberculosis, malaria, water-borne diseases and other communicable diseases.

**Goal 4: Ensure inclusive and equitable quality education and promote lifelong learning opportunities for all.**

The County Government strives to ensure inclusive and equitable quality education by 2022. This shall be achieved by ensuring that all girls and boys have access to quality early childhood development, care and pre-primary education, ensure equal access for all women and men to affordable and quality technical and vocational training, eliminate gender disparities in education and ensure equal access to all levels of education and vocational training for the vulnerable, including persons with disabilities, and children in vulnerable situations

In collaboration with the National Government and private sector such as banks, scholarships and bursaries shall be substantially increased. These shall lead to increased enrollment in institutions of higher education and give access to education to bright and needy students.

**Goal 5: Achieve gender equality and empower all women and girls.**

Migori County aspires to be a model county in matters of gender equality by ensuring that there is a non-discriminatory approach to service delivery and fair employment practices. The county shall put in place strategies to eradicate harmful practices such as gender based violence, early and forced marriages and female genital mutilation. To maximize gender parity in matters of education, programs such as distribution of sanitary pads in collaboration with the national government shall be implemented to improve enrolment and retention of girls in schools and achieve the two-thirds gender rule effectively allowing more women to access formal employment and occupy positions of leadership to enable them participate in decision making.

**Goal 6: Ensure availability and sustainable management of water and sanitation for all.**

The county government is vested with the responsibility of ensuring access to safe and affordable drinking water by all. In line with this, strategies shall be put in place to drill and equip boreholes, protect and restore natural ecosystems, reduce water pollution and connect urban populations to water supply schemes.

**Goal 7: Ensure access to affordable, reliable, sustainable and modern energy for all.**

The county government shall ensure all citizens have access to reliable and modern energy by encouraging the use of renewable fuels and stop overreliance on firewood as a source of energy. The county shall improve energy efficiency by encouraging construction of energy efficient buildings. The infrastructure under this goal shall be expanded in this plan period to include construction of biogas digesters and distribution of solar panels and solar lamps. The county shall seek avenues for partnership in matters of energy to ensure faster achievement of this goal.

**Goal 8: Promote sustained, inclusive and sustainable economic growth, full and productive employment and decent work for all.**

The county is keen to provide gainful employment for all by the end of this plan period. This shall be done by encouraging investments in manufacturing and value addition through the construction of SME and industrial parks which will employ many people. The county shall put in place strategies to increase the pace of diversification from agriculture to other sources of livelihood like trade and mining. The county shall continue to equip youth polytechnics to equip youths with skills to allow them venture in entrepreneurship and create employment. Programs aimed at implementing sustainable tourism to create employment opportunities for local communities and lead to growth of county GDP shall be explored.

**Goal 9: Build resilient infrastructure, promote inclusive and sustainable industrialization and foster innovation.**

County Government will work towards promotion of inclusive and sustainable industrialization and foster innovation through the adoption of the following strategies: development of SME and Industrial Parks, value addition and market access development, Construction of bonded warehouse at Isebania; modernize markets and market sheds, construction of VIP and modern water -borne toilets and boda-boda sheds.

**Goal 10: Reduce inequality within and among countries.**

The County Government will promote the participation of all people irrespective of age, sex, disability, race, ethnicity, origin, religion or economic or other status, eliminating discriminatory laws, policies and practices and adoption policies especially fiscal, wage, and social protection policies and progressively achieve greater equality in all programmes and projects at Ward level.

**Goal 11: Make cities and human settlements inclusive, safe, resilient and sustainable.**

The County Government in collaboration with other development partners shall provide access to safe, affordable, accessible and sustainable human settlement and provide valuation and survey services. Efforts shall be made to complete town plans and develop a spatial plan that shall provide strategies and policies to facilitate sustainable exploitation of potential areas for development in the County.

**Goal 12: Ensure sustainable consumption and production patterns.**

County Government will support sustainable management and efficient use of natural resources, reduction in post-harvest losses/wastage at the retail and consumer level and also along the production and supply chains by promoting value addition. Programmes on land management, infrastructure, urban planning, education and training, and public markets shall be promoted to ensure that people everywhere have the relevant information and awareness for sustainable development and lifestyles in harmony with nature.

**Goal 13: Take urgent action to combat climate change and its impacts.**

Cognizant of the fact that Economic development and climate change are inextricably linked, the County Government shall take initiatives in efforts to minimize negative impacts on the environment .This shall be realized through; County integrating climate change measures into local planning; improve education, awareness- raising, build human and institutional capacity on climate change mitigation, adaptation, impact reduction and early warning, strengthen resilience and adaptive capacity to climate related hazards and natural disasters.

**Goal 14: Conserve and sustainably use the oceans, seas and marine resources for sustainable development.**

In order to improve marine health and to enhance the contribution of marine biodiversity to development and provide access for small -scale artisanal fishers to marine resources and markets, the county government in collaboration with development partners shall; prevent and significantly reduce marine pollution of all kinds in particular from land based activities; sustainably manage harvesting and overfishing, illegal, unreported and unregulated and destructive fishing practices; protect marine ecosystems to avoid adverse impacts and, conserve marine areas ,promote sustainable use of marine resources including through sustainable management of fisheries, aquaculture and tourism.

**Goal 15: Protect, restore and promote sustainable use of terrestrial ecosystems, sustainably manage forests, combat desertification, and halt and reverse land degradation and halt biodiversity loss.**

In efforts to preserve biodiversity of forests, dry lands and mountain ecosystem as percentage of total land mass, the county government shall ;ensure the conservation, restoration and sustainable use of terrestrial and inland fresh water ecosystems and their services particularly forests, wetlands, mountains and dry lands in line with obligations under international agreements, promote the implementation of sustainable management of all types of forests ,halt deforestation ,restore degraded forests and substantially increase afforestation and reforestation strive to achieve land degradation-neutral county through restoration of degraded land and soil including land affected by desertification, drought and floods. Ensure conservation of mountain ecosystems, including their biodiversity, in order to enhance their capacity to provide benefits that are essential for sustainable development.

**Goal 16: Promote peaceful and inclusive societies for sustainable development, provide access to justice for all and build effective, accountable and inclusive institutions at all levels:**

Migori county government values peace and justice and shall continue to advocate for stronger systems and institutions that will ensure laws are enforced and work towards a more peaceful and just society.To achieve this ,efforts shall be directed towards; significantly reducing all forms of violence and related death rates; reduce exploitation, trafficking and all forms of violence against and torture of children; promote rule of law and ensure equal access to justice for all;, ensure responsive,

inclusive participatory and representative decision making at all levels; develop effective, accountable and transparent institutions at all levels, ensure public access to information and protect fundamental freedoms in accordance with national legislations and international agreements.

**Goal 17. Strengthen the means of implementation and revitalize the global partnership for sustainable development.**

The county shall allocate resource to support SDGs implementation. The sustainable development goals provide a great platform to evaluate progress of implementation and work on existing gaps to ensure that all sectors are participating in their achievement. There is need for advocacy and sensitisation of communities to embrace the SDGs at the grassroots level.

Therefore, the achievement of the SDGs shall depend highly on strong national and county actions and leadership, embedded in a coordinated and effective governance system at all levels.

Further, to ensure effective implementation of the SDGs, the county shall forge strong strategic partnerships amongst all stakeholders to ensure synergies with other relevant programmes and interventions.

## CHAPTER 3: REVIEW OF THE IMPLEMENTATION OF THE PREVIOUS CIDP

### 3.1 INTRODUCTION

This chapter gives an overview of the achievements made during the implementation of the 1<sup>st</sup> generation of CIDP between 2013-2017, lessons learnt and the challenges faced in the process.

### 3.2 FINANCIAL PERFORMANCE

During the period under review, the county government received funds towards the implementation of its activities from four main sources namely National equitable share, Conditional grants, External grants and locally sourced revenues respectively as depicted in table 38 below.

The total revenue received into the county revenue fund during the period was KES **23,078,421,335.10** against a total budget of KES **29,224,971,789.00** representing 78.97% of the county total budget.

Table 38: Revenue Streams to Migori County Government for the financial years 2013-2017

FINANCIAL YEAR	2013/2014		2014/2015		2015/2016		2016/2017		2017/2018	
	Budgeted	Actual	Budgeted	Actual	Budgeted	Actual	Budgeted	Actual	Budgeted	Actual(1st Half)
-										
<b>Equitable share (CRA)</b>	4,300,000,000.00	4,063,000,000.00	5,092,809,787.00	5,092,809,787.00	5,836,852,127.00	5,836,852,127.00	6,298,037,918.00	6,298,037,918.00	6,462,800,000.00	2,100,000,000.00
<b>Conditional Grants</b>	<b>491,000,000.00</b>	-	<b>210,060,000.00</b>	<b>18,060,000.00</b>	<b>305,058,291.00</b>	<b>200,091,632.00</b>	<b>386,744,511.00</b>	<b>238,136,700.00</b>	<b>435,389,400.00</b>	<b>115,983,264.00</b>
Conditional allocation –free maternal health	-	-	-	-	165,043,200.00	104,565,000.00	172,348,147.00	131,394,500.00	165,043,200.00	-
Allocation for Leasing of medical equipment	-	-	-	-	44,488,459.00	-	95,744,681.00	-	-	-
Road maintenance fuel levy fund	-	-	-	-	74,147,432.00	74,147,432.00	96,769,311.00	84,859,828.00	248,690,316.00	115,983,264.00
Compensation for user fee forgone in health facilities	-	-	-	-	21,379,200.00	21,379,200.00	21,882,372.00	21,882,372.00	21,655,884.00	-
Conditional allocation for Development of Youth Polytechnics	-	-	-	-	-	-	-	-	-	-
Additional Grants - Health	-	-	18,060,000.00	18,060,000.00	-	-	-	-	-	-
Other Loans & Grants	-	-	192,000,000.00	-	-	-	-	-	-	138,220,725.00
<b>Donor Funds</b>	-	-	-	-	<b>265,440,000.00</b>	<b>77,232,156.00</b>	<b>348,342,654.00</b>	<b>30,224,000.00</b>	<b>291,798,934.00</b>	<b>49,575,280.00</b>
DANIDA Grant (Universal Healthcare in Devolved System Program)	-	-	-	-	20,440,000.00	10,220,000.00	10,220,000.00	10,220,000.00	16,852,230.00	16,852,230.00
IDA (World Bank) Credit for National Agricultural and Rural Inclusive Growth Project (NARIGP)	-	-	-	-	-	-	-	-	50,000,000.00	-
EU Grant for Instrument for	-	-	-	-	100,000,000.00	-	-	-	66,000,000.00	-



FINANCIAL YEAR	2013/2014		2014/2015		2015/2016		2016/2017		2017/2018	
	Budgeted	Actual	Budgeted	Actual	Budgeted	Actual	Budgeted	Actual	Budgeted	Actual(1st Half)
Devolution Advice and Support (IDEAS)										
IDA (World Bank) credit: Transforming Health Systems for Universal Care Project	-	-	-	-	-	-	-	-	71,990,710.00	32,723,050.00
IDA (World Bank) credit: Kenya Devolution Support Program (KDSP) - level 1	-	-	-	-	-	-	-	-	46,330,994.00	-
IDA (World Bank) credit: Kenya Urban Support Project (KUSP)	-	-	-	-	-	-	-	-	-	-
World Bank Loan to Supplement Financing of County Health Facilities	-	-	-	-	-	-	169,061,327.00	20,004,000.00	40,625,000.00	-
World Bank Fund for County Health Facility	-	-	-	-	-	-	138,220,725.00	-	-	-
Result based Fund (Health Dept)	-	-	-	-	-	67,012,156.00	-	-	-	-
Water Trust Fund	-	-	-	-	100,000,000.00	-	-	-	-	-
Capacity and performance grant (IDA) World Bank	-	-	-	-	-	-	30,840,602.00	-	-	-
UNFPA	-	-	-	-	45,000,000.00	-	-	-	-	-
	-	-	-	-	-	-	-	-	-	-
<b>Locally Collected Revenue</b>	<b>795,400,000.00</b>	<b>238,630,498.70</b>	<b>500,000,000.00</b>	<b>355,157,549.00</b>	<b>400,000,000.00</b>	<b>339,368,967.40</b>	<b>420,000,000.00</b>	<b>290,820,000.00</b>	<b>200,000,000.00</b>	<b>52,900,000.00</b>
<b>GRAND TOTAL</b>	<b>5,586,400,000.00</b>	<b>4,301,630,498.70</b>	<b>6,512,929,787.00</b>	<b>5,466,027,336.00</b>	<b>8,239,863,641.00</b>	<b>6,453,544,882.40</b>	<b>8,885,778,361.00</b>	<b>6,857,218,618.00</b>		<b>2,622,237,813.00</b>

### 3.2.1. Equitable Share

During the period under review, equitable share to the county amounted to Ksh 21,496,795,131 accounting for 88% of the total funds received. The period FY 2014/15 recorded the highest increment of 19.29 per cent with subsequent years receiving moderate increments ranging between 14.6 per cent and 7.90 per cent respectively.

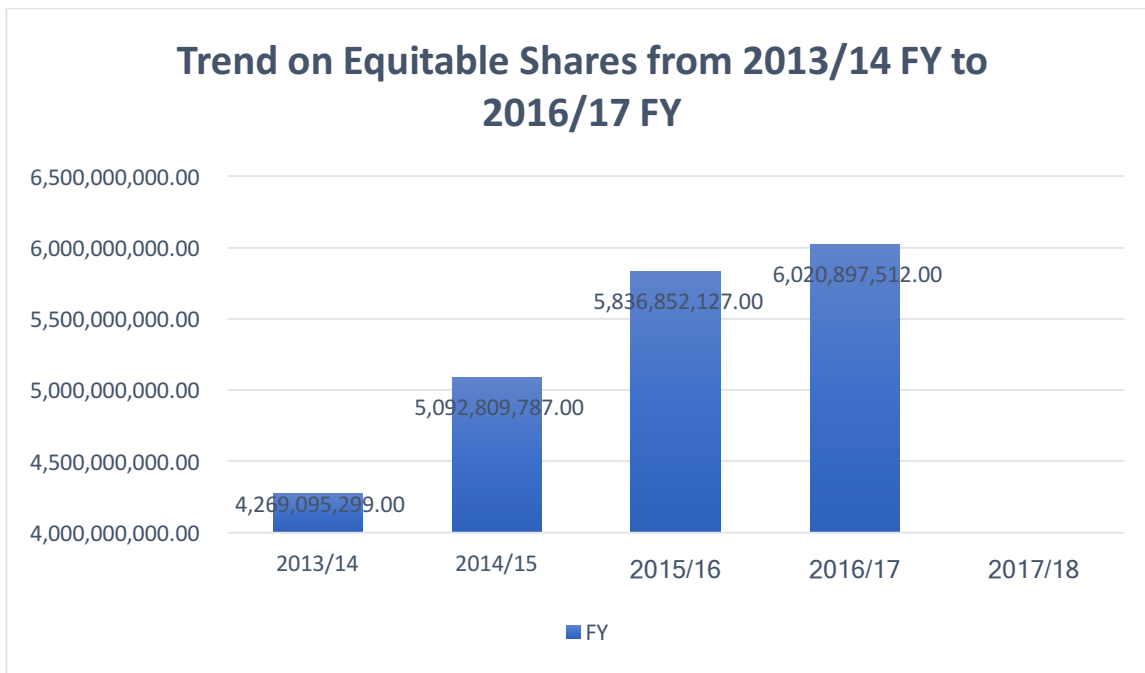


Figure 4: Trend on Migori County Equitable Share

#### 3.2.2. Local Revenue

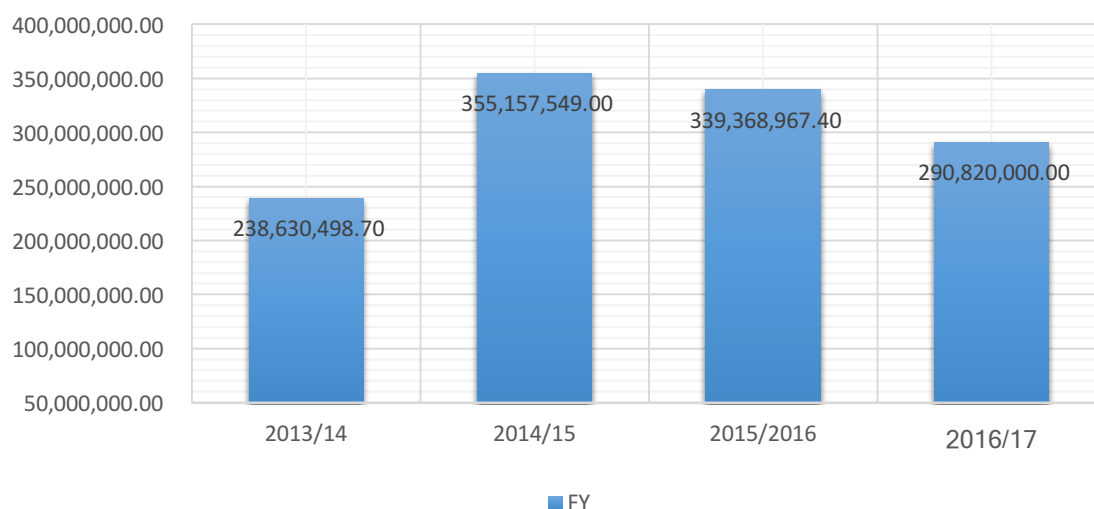
The total collection under the county own resources was Kshs. 1,223,977,015.10 against a target of Ksh2,115,400,000.00 representing 4.5 per cent of the total funds received during the period under review. The period FY 2014/15 recorded the highest collection of Ksh 355m with the other years recording mixed performances varying between Ksh 238.63M, Ksh 339.37M and Ksh.290.820M in FY2013/14, FY 2015/16 and FY 2016/17 respectively. Overall, the county missed the target by approximately Ksh. 891m representing 42% of the total target as shown in table 2 below. Among the factors cited for the low collection included corruption, weak revenue collection structures and unexploited revenue sources among others.

Table 39: Performance of local revenues 2013-2017

FY	TARGETED	ACTUAL	VARIANCE	% VARIANCE
2013/14	795,400,000.00	238,630,498.70	-556,769,501.30	-69.999
2014/15	500,000,000.00	355,157,549.00	-144,842,451.00	-28.968
2015/16	400,000,000.00	339,368,967.40	-60,631,032.60	-15.158
2016/17	420,000,000.00	290,820,000.00	-129,180,000.00	-30.757
	2,115,400,000.00	1,223,977,015.10	-891,422,984.90	-42.140

Source: Revenue Office Migori County, 2018

## Graphical Depiction of the Performance of Local Revenue 2013-2017



**Figure 5: Performance of Local Revenue 2013-2017**

### 3.2.3. Conditional Grants

Funding under this category came from three major areas namely; free maternity, Roads Maintenance Levy and Compensation for User fee forgone in health facilities. The total amount received was Kshs. 456,288,332.00 which represented 2 per cent of the total funds. In the first two financial years, that is 2013/14 and 2014/15 FY, the county did not receive these grants despite these funds being budgeted for leading to the piling up of the pending bills.

**Table 40: Conditional Grants**

FINANCIAL YEAR	2013/2014		2014/2015		2015/2016		2016/2017	
	Budgeted	Actual	Budgeted	Actual	Budgeted	Actual	Budgeted	Actual
-								
<b>Conditional Grants</b>	<b>491,000,000.00</b>	<b>-</b>	<b>210,060,000.00</b>	<b>18,060,000.00</b>	<b>305,058,291.00</b>	<b>200,091,632.00</b>	<b>386,744,511.00</b>	<b>238,136,700.00</b>
Conditional allocation –free maternal health	-	-	-	-	165,043,200.00	104,565,000.00	172,348,147.00	131,394,500.00
Allocation for Leasing of medical equipment	-	-	-	-	44,488,459.00	-	95,744,681.00	-
Road maintenance fuel levy fund	-	-	-	-	74,147,432.00	74,147,432.00	96,769,311.00	84,859,828.00
Compensation for user fee forgone in health facilities	-	-	-	-	21,379,200.00	21,379,200.00	21,882,372.00	21,882,372.00
Conditional allocation for Development of Youth Polytechnics	-	-	-	-	-	-	-	-
Additional Grants - Health	-	-	18,060,000.00	18,060,000.00	-	-	-	-
Other Loans & Grants	-	-	192,000,000.00	-	-	-	-	-

Source: County Budget Review and Outlook Papers 2013/14-2016/17, Migori.

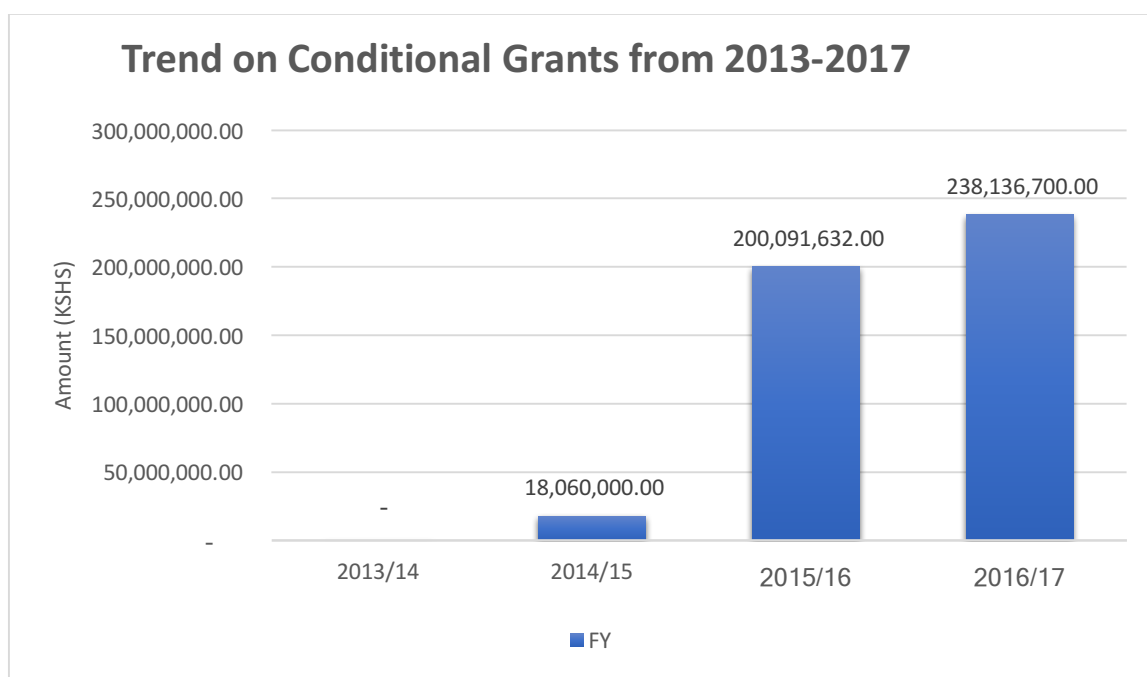


Figure 6: Conditional Grants from 2013-2017

#### 3.2.4. Donors/Development Partners

The major development partners were DANIDA, European Union and the IDA under the World Bank whose total contribution during the period amounted to Ksh 107,456,156 representing 0.47 per cent of the funds received. These funds started trickling in during the third and fourth years of the implementation period with a specific focus on improving health service delivery at the rural areas.

Table 41: Donors/Development Partners

FINANCIAL YEAR	2013/2014		2014/2015		2015/2016		2016/2017	
	Budgeted	Actual	Budgeted	Actual	Budgeted	Actual	Budgeted	Actual
<b>Donor Funds</b>	-	-	-	-	265,440,000.00	77,232,156.00	348,342,654.00	30,224,000.00
DANIDA Grant (Universal Healthcare in Devolved System Program)	-	-	-	-	20,440,000.00	10,220,000.00	10,220,000.00	10,220,000.00
IDA (World Bank) Credit for National Agricultural and Rural Inclusive Growth Project (NARIGP)	-	-	-	-	-	-	-	-
EU Grant for Instrument for Devolution Advice and Support (IDEAS)	-	-	-	-	100,000,000.00	-	-	-
IDA (World Bank) credit: Transforming Health Systems for Universal Care Project	-	-	-	-	-	-	-	-
IDA (World Bank) credit: Kenya Devolution Support Program (KDSP) - level 1	-	-	-	-	-	-	-	-
IDA (World Bank) credit: Kenya Urban Support Project (KUSP)	-	-	-	-	-	-	-	-
World Bank Loan to Supplement Financing of County Health Facilities	-	-	-	-	-	-	169,061,327.00	20,004,000.00

FINANCIAL YEAR	2013/2014		2014/2015		2015/2016		2016/2017	
	Budgeted	Actual	Budgeted	Actual	Budgeted	Actual	Budgeted	Actual
World Bank Fund for County Health Facility	-	-	-	-	-	-	138,220,725.00	-
Result based Fund (Health Dept)	-	-	-	-	-	67,012,156.00	-	-
Water Trust Fund	-	-	-	-	100,000,000.00	-	-	-
Capacity and performance grant (IDA) World Bank	-	-	-	-	-	-	30,840,602.00	-
UNFPA	-	-	-	-	45,000,000.00	-	-	-

### 3.2.5. County Expenditure Analysis

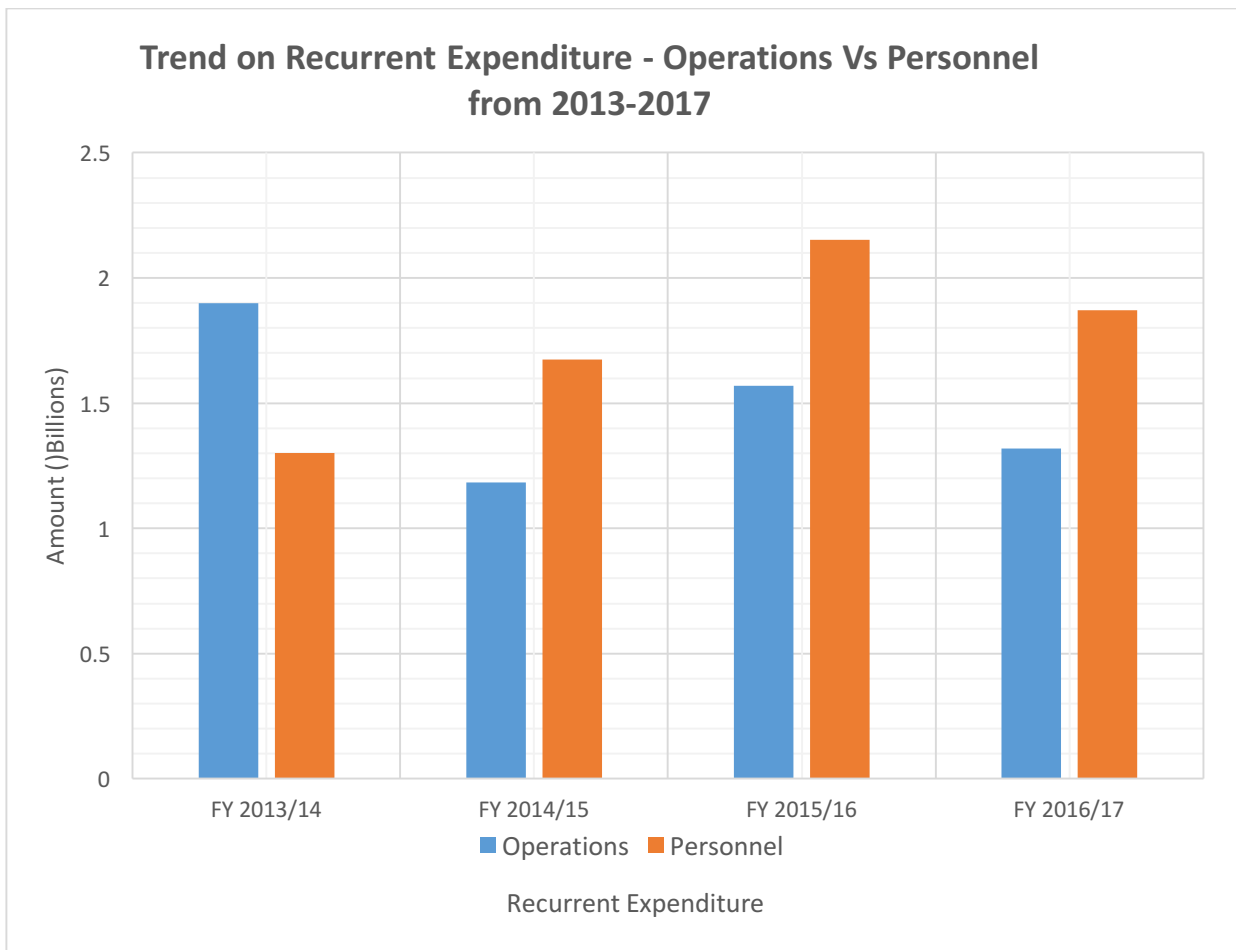
A total of Ksh 20.66b was spent to implement activities under recurrent and development votes during the period under review. Recurrent expenditure amounted to Ksh 13.75b while Capital expenditure amounted to Ksh 6.93b representing 66.5% and 33.5% of total expenditure respectively.

**Table 42: County Expenditure Analysis**

Period	Recurrent		Development (billions)
	Operations (billions)	Personnel (billions)	
2013/14	1.9	1.3	1
2014/15	1.18246	1.67491	1.91
2015/16	1.57054	2.14977	2.15280
2016/17	1.3200	2.63431	1.87

### Recurrent Expenditure

Recurrent expenditure accounted for 66.5% of the expenditure with operations and maintenance accounting for 43.5% and personnel expenses taking the lion's share of 56.5%. Personnel emoluments has been progressively rising from Ksh 1.3b in 2013/14 to 2.6b in 2016/2017 representing an increase of more than 100% in a span of 4 years.



**Figure 7: Recurrent Expenditure - Operations Vs Personnel from 2013-2017**

### Development Expenditure

Development allocation accounted for 33.5 per cent of the total expenditure over the plan period. This was slightly above the 30% legal minimum requirement that county governments are required to spend on the development vote. Distribution of the development expenditure per the department is shown in the table below where Roads, PSM and Health topped as the highest spenders of the development funds at 33.8%, 16.3% and 12.3% respectively.

**Table 43: Development Expenditure**

No.	Description	FY 2013/14	FY 2014/15	FY 2015/16	FY 2016/17	Totals	% Expenditure
1	Finance and Econ Plan	102.9	104.87	242.1	317.52	767.39	11.2
2	Education Sports and ICT	46.9	217.16	36.8	11.56	312.42	4.6
3	Health and Sanitation	115.9	354.98	153	220.65	844.53	12.3
4	Agriculture Livestock	95.7	71.06	142.9	176.43	486.09	7.1
5	Roads and Public Works	167.6	599.78	858.4	691.4	2317.18	33.8
6	County Assembly	80	220.65	51.5	44.5	176	2.6
7	Lands and Housing	9	22.61	58.1	17.99	107.7	1.6

No.	Description	FY 2013/14	FY 2014/15	FY 2015/16	FY 2016/17	Totals	% Expenditure
8	Trade Industry and Tourism	-	30.81	54.7	19.15	104.66	1.5
9	Environment	49.7	22.89	63.1	2.97	138.66	2.0
10	PSM	260.1	312.4	282.6	265.71	1120.81	16.3
11	Water and Energy	99.9	77.49	150		327.39	4.8
12	Executive			59.6	99.5	159.1	2.3
	<b>Total</b>	<b>1B</b>	<b>1.91B</b>	<b>2.152B</b>	<b>1.87B</b>	<b>6.86B</b>	<b>100</b>

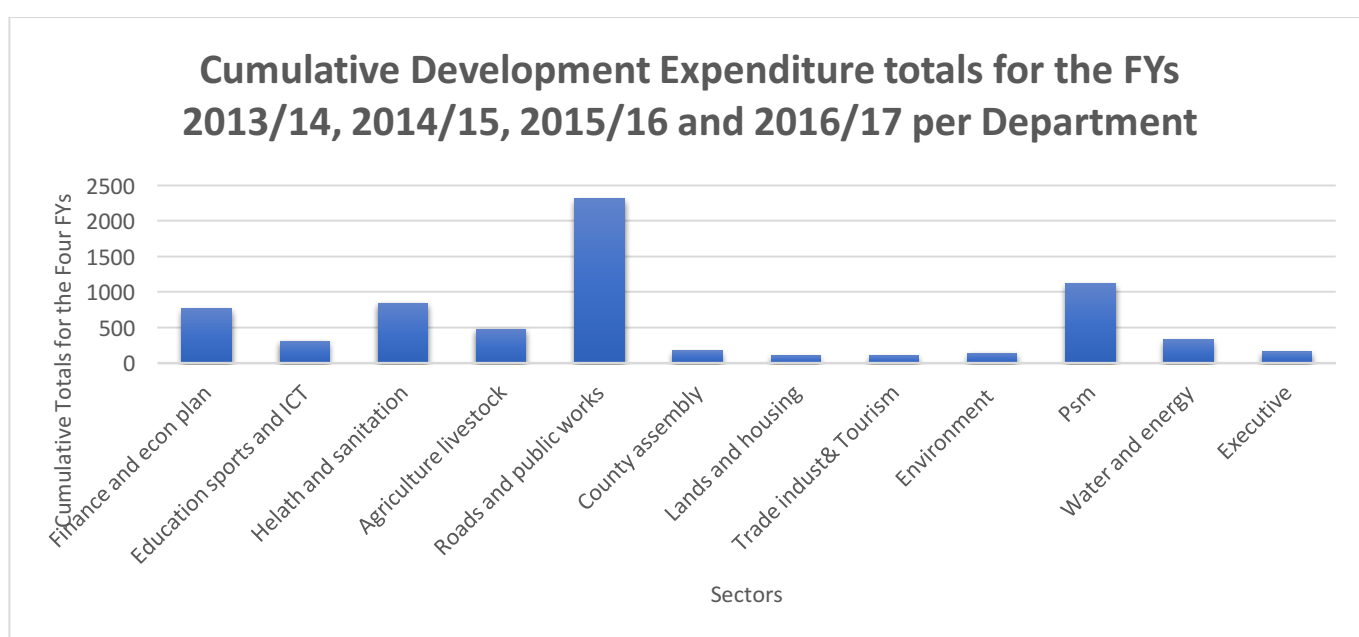


Figure 8: Cumulative Development Expenditure totals

### 3.3 SECTORAL PERFORMANCE

#### Agriculture

During the plan period, the sector's focus was to enhance food security, improve crop productivity, reduce over-reliance on maize as staple food, train farmers on new technologies on farming, promote irrigation and improve the income levels and general economic well-being of the farmers.

Towards meeting the above goals, the sector distributed DAP and NPK fertilizers and maize seeds to 7,539 and 12,000 farmers respectively, increased acreage for rice production through introduction and promotion of the high-yielding Nerica rice breed, procurement of 3 rice milling machines with a combined milling capacity of 1000kg per hour, distribution of 16 tons of soya beans seeds to farmers and bulking of 225 acres of land for drought-resistant cassava production.

Other achievements made include: the establishment of a fruit tree nursery at Oyani to provide fruit seedlings and distribution of 73,000 hardened tissue culture banana plantlets to 5,000 farmers to promote horticulture. Equally, 7 water pans were constructed, 5 tractors and 5-disc ploughs procured to strengthen the agriculture mechanization program so as to reduce the cost of production for the farmers.



In addition, one agricultural training centre, Miyare ATC, was constructed and equipped courtesy of the National Government in collaboration with the county Government.



*Deputy Governor flagging off a truck transporting fertilizers to farmers*

#### ***Livestock Production and Veterinary Services SubSector***

To increase productivity in livestock products, the county procured and distributed 300 in-calf dairy cows and 49 Sahiwal breeding bulls. 2 cattle dips rehabilitated, 16 Artificial Insemination (AI) kits and 150 spray pumps purchased and 240 beehives and 10 honey extractors distributed to 20 farmer groups. To improve on the quality of meat 1 slaughter house was constructed and operationalized.



*The Governor Launching distribution of Dairy cows at Wasio Primary School, Suna-East*

#### ***Fisheries Sub Sector***

During the plan period, 1,391,000 mono-sex tilapia fish fingerlings and 3707 bags of 20 kgs fish feeds were distributed to fish farmers in addition to the construction of 71 fish ponds in various parts of the county. In order to improve on fish quality, the Muhuru Bay landing site was constructed, electricity installed at the Nyangwina landing site and 3 fibre glass boats procured and distributed to Muhuru Bay, Sori and Karungu beaches so as to enhance surveillance and security along the lake.

#### ***Water Sub Sector***

In order to increase access to clean water, 21 water pans and 16 shallow wells were constructed, 4 existing water supply systems and 6 water pans rehabilitated, 268 water tanks procured and supplied

to schools and hospitals, 25 water springs protected and 10 boreholes drilled and equipped. Further, 1 drilling rig, 1 support truck, 1 test pumping unit and ground water survey equipment were procured and commissioned.



A bull dozer from Agricultural Mechanization Services, undertaking construction of Okenge II water pan and the completed Okenge II water pan in Nyatike Sub County.

#### ***Lands, Housing and Physical Planning***

In order to provide efficient and effective land administrative services the sector established a modern survey office and constructed the lands office block.

To promote affordable housing an inter-locking brick equipment was purchased and a training centre established at Kababu. In addition, 4 high lighting masts were installed in Migori and Awendo in partnership with the state department of Housing & Urban Development.

In order to effectively manage and repurpose an inventory of underutilised, abandoned or foreclosed property for local and foreign investment, 6 acres of land in Bukira Buhirimonono was purchased for waste disposal, 20 acres of land was acquired for development of an affordable housing scheme at Sangla in Migori town and land schemes in Waundha and Katuoro were fenced.

On town planning, plans for Awendo, Migori, Isebania, Rongo and Sori were prepared and new plot cards replacing the ones issued by the defunct local authorities produced. In order to minimise cases of misplaced files and records at the land registry, the department introduced computerization/digitization of all land records.

Towards hastening the process of title ownership a total of 12 public titled parcels of land were beaconed, and base-map survey for Migori town conducted. In addition, 8 Preliminary Index Diagrams (P.I. Ds) for the respective sub counties were produced and issued 25,000 title deeds for land adjudication.

#### ***Trade, Tourism, Cooperatives and Industrialization***

To ensure a conducive trade and investment environment, vibrant cooperative society's movement and an innovative tourism industry, the sector focussed its activities on the following key areas:

improvement of market infrastructure and sanitation, establishment of a fair trade and tax regime, strengthening the financial capacity of traders, reviving the cooperative societies, showcasing the county's tourism potential and supporting the establishment of industrial parks.

Towards achieving this, a total of Ksh 8.0 M was disbursed to traders across the county through the county loans scheme, trained business people and the Beach Management Units (BMUs) at the sub-county level and developed the County Trade Licensing policy to streamline the regulatory framework within the sector.

To improve market infrastructure and sanitation, 17 market sheds were constructed alongside 12 waterborne toilets and 51 pit latrines. In addition, 27 boda- boda sheds were constructed at strategic sites.



In the cooperative sub-sector, 92 new co-operative societies were formed and registered, 3 dairy cooperative societies revived, 38 women SACCOs under the “**Kuku ni Pesa Initiative**” and 8 *boda boda* SACCOs targeting the youth formed.

To promote growth in industrialisation, training sessions were conducted for entrepreneurs and *jua kali* artisans in areas of value addition, marketing, packaging, certification and standardization.



**Education, Youth, Sports, Culture and Social Development**

In order to increase enrolment and improve learning conditions in the ECDEs and TVETs within the county, a total of 167 ECDE classrooms and 11 TVETs were constructed, 670 ECDE teachers, 108 VETC instructors and 11 sub county officers recruited and deployed to various institutions in the county.

To promote access to education for the needy and bright students in the county, the government established a bursary scheme where a total of 34,000 students had benefited as at December 31<sup>st</sup> 2017. A scholarship program was also established to cater for needy and bright students where a total of 800 students had benefited as at 2017.

To promote sports and nurture sporting talents during the plan period, 1 county stadium was constructed and fenced, 7 sub county stadia fenced, 400 coaches and referees trained and 1 inter ward sports tournament held.

To reduce gender disparities and address vulnerabilities 6,000 sanitary pads were distributed to school-going girls and a disability fund established from which 92 groups of people living with disabilities benefitted through loans.

To promote youth development, 1 youth centre was established, 37 youth groups and 10 youth owned companies were awarded county tenders in line with the AGPO policy.

## *Public Service Management*

### **3.3.1.1 Public Service Board**

To achieve enhanced service delivery through recruitment of qualified and competent personnel, the board recruited 1498 employees, exercised disciplinary control in ten cases and developed several policy guidelines including Migori County Public Service Board bill, 2014.

### **3.3.1.2 Public Service Management**

To ensure strategic management and coordination of human resources for maximum utilisation of the existing capacity, 16 ward offices and 4 sub county offices were constructed, four service delivery orientation workshops conducted for 104 senior staff, 1264 staff trained to improve on capacity within the public service and Performance Management introduced so as to reward merit on performance.

### **3.3.1.3 ICT**

In order to achieve the goal of infrastructure development and support, the sector constructed one ICT center, one radio station and one TV station. In addition, the sector installed thirteen LCD advertisement billboards at strategic points across the county. The sector installed software applications in the hospital and interconnected several county offices.



*LCD advertisement billboard TV and radio /TV station.*

## *Roads, Public Works, Energy and Transport*

### **3.3.1.4 Roads**

In order to improve road network, the sector in collaboration with GOK and Development partners, tarmacked 163.6 kilometres of roads, gravelled 1733 kilometres of existing unclassified roads, routinely maintained 1850 kilometers, opened 288 kilometers of new earth roads and 17 box culverts and 3 footbridges constructed. Further, to reduce vehicular traffic within Migori town, a modern bridge (Kiringi) and its access roads were constructed.





*Kiringi Bridge in Suna East Sub County*



*A1-Access to County Government Offices-Ombo A1 Loop Road*



*Section of Uriri- Oria Raod*

### **3.3.1.5 Energy Sub Sector**

To ensure access to renewable and affordable energy, 525 solar street lights were installed in major market centres, health centres, dispensaries and major urban centres. The National Government in liaison with the County government connected power to 145 trading centres, 234 schools and polytechnics and 29 health centres.



*Installed solar lights at kehancha level four*



### **3.3.9.3 Transport and Public Works Sub Sector.**

To facilitate easy movement of goods and services the sub sector rehabilitated Kehancha and Macalderairstrips, developed Rongo, Kegonga and Migori Posta bus parks, established lake landing facilities at Sori and Muhuru, Formulated and implemented road transport policy. Equipment purchased during the plan period include 1 grader, 1 excavator, 1 roller, 1 prime-mover and 1 low-bed.

#### **Environment**

To promote and safeguard the state of the environment for economic growth, areas set aside for plantation forestry development increased and 20 ecosystems and Wetlands were conserved.

Solid waste management improved through acquisition of 2 tractors and 21 skips for waste collection. To mitigate the effects of floods, fires and droughts, 8 disaster Management committees were established and trained at sub county level

#### **Health and Nutrition**

To provide equitable and affordable health care system, 112 dispensaries and 25 health centres were renovated, 64 health facilities, 3 theatre units, 2 maternity wings and 1 mortuary constructed and equipped. In addition, 5 ambulances were procured and distributed to various health facilities, and 3 Health Management Information System installed in 3 health facilities to boost health information dissemination. Further, Migori KMTCC was constructed and operationalized.

**Figure 9 The Newly Constructed Laboratory at Migori level IV Hospital**



In the fight against new HIV/AIDS infections, there was a reduction in prevalence rate from 14.7% to 14.4% courtesy of availability of HIV services in all facilities, adequately trained health personnel; HTC personnel in all facilities, PMTCT services; various partners supporting HIV related services such as door to door testing outreaches focusing on HTC services and the prevention strategy of care cascade (90-90-90) and a 92% treatment success rate recorded in TB among other factors.

On Environmental Health Services (EHS), 75% latrine coverage was recorded and 84% of school-aged children per year were dewormed.

There was an increase in the number of children (0-5 months) on exclusive breast feeding by 20%, stunted growth was reduced by 8.6% and a 90% achievement on Vitamin A supplement provision.



Between 2013 and 2017, deliveries by skilled birth attendants and Family planning coverage increased from 55% -58% and 51-54% respectively, while Community Unit Coverage increased from 48% to 67%. Malaria prevalence reduced from 48% to 43%.



KMTC



Male Ward



Maternity Ward



Renal Unit

### 3.4 CHALLENGES IN THE IMPLEMENTATION OF 2013-17 CIDP

- Inadequate intergovernmental relations which resulted to inadequate coordination of development interventions.
- Delays in disbursement of funds from the National Treasury greatly affected implementation of the county projects as it slowed absorption rate and discouraged contractors from taking up county projects.
- Mismatch between community expectations and available resources which led to low implementation rates.
- Lack of county spatial plans and physical plans which led to mushrooming of unplanned structures.
- Inadequate baselines to establish the existing levels of services leading to inadequate intervention measures.
- Low county revenue base whereby the equitable share allocation by the Commission on Revenue Allocation (CRA) is not reflective of the county resource needs. In addition, the county did not benefit from CRA Equalization Fund.
- Notwithstanding the great impact of the enacted County Equitable Development Act (EDA) 2015 in terms of equitable allocation of resources and citizens' identification and prioritization of projects to the tune of 70% of the total development budget, other development priorities which require substantial allocations became difficult to fund.

- Inadequate resources for the provision of technical equipment, capacity building of staff and program implementation and supervision adversely affected the implementation rate of projects and programs.
- Insecurity in Kuria East and West Sub-counties hampered development implementation, market access by farmers and revenue management interventions.
- High county wage bill which had a negative impact on development, operation and maintenance allocations.
- The cost per unit of undertaking infrastructural developments such as roads was comparatively higher in the county compared to other counties because of the nature of our county terrain whereas allocations of resources was not commensurate to the magnitude of county specific challenges.
- Disaster management facilities and equipment such as Fire Stations, equipment and policy frameworks were not fully operationalized due to high costs and capacity requirements.
- Inadequate training and technological support to cope with current agricultural practices, low uptake of technology by farmers, climate change, disease resistance, and uncoordinated response to emergencies such as disease control interventions and lack of synergy and integration for cross cutting programs/ projects led to low agricultural productivity.
- Stringent government guidelines leading to low adoption of Public Private Partnership (PPP) arrangements by the county.
- Inefficient irrigation technologies and clan conflict on utilization of water for irrigation resulted in low food productivity.
- Inadequate innovation and creativity on potential Income Generating Activities (IGAs) proposals by potential beneficiary groups including youth, women and PWDs groups which hindered sustainability of the projects.
- Public participation forums witnessed high attendance rates but not necessarily representative in terms of geography (area distribution) and demography (age, gender, special interest groups) resulting to poor ownership of the projects.
- Lack of a Monitoring and Evaluation policy leading to inefficient project management practices including reporting and impact assessment.

### **3.4 LESSONS LEARNT**

Going forward, the county government shall initiate the following steps so as to fully achieve its aspirations.

- Involve government and non-state actors in CIDP management from preparation, implementation, evaluation and reporting stages.
- Establish development committees at both the county and ward level for all stakeholders for appropriate coordination and synergy.
- Establish, operationalize and sustain Sector Working Groups to supplement citizens' priorities with technical guidance.
- Guide citizens to appreciate the linkage between physical infrastructure and the 'software' requirements in form of technical and capacity considerations.
- Develop a data management and Monitoring and Evaluation framework to establish and update baselines, project management practices and citizen information and feedback mechanisms.
- Reform county public participation approaches to make them more representative in terms of regions and demography. These reforms may be in form of delegates who add up to the citizens who attend public participation forums on their own volition.
- Mainstream cross-cutting issues such as environment, youth, women, PWDs, DRR, HIV/AIDS

- Operationalize automated systems in service delivery including activating and applying all the IFMIS modules.
- Set aside funds annually to acquire land for strategic investments and government establishments such as those related to cottage industries, value addition developments and other development intervention.

## **CHAPTER 4: SPATIAL FRAMEWOTK AND NATURAL RESOURCE ASSESMENT**

### **4.1 INTRODUCTION**

The framework guides in establishing an inventory of the existing land use patterns and potentials which in essence paves way for necessary surveying and physical planning. Necessary benchmarks and standards for the regulations pertaining to zoning of land use, planning and classification of service centres including urban areas such as Awendo, Rongo, Isebania, Migori and Kehancha will be highlighted in this Chapter. In equal measure, this Chapter becomes the springboard that brings to the fore the need for legislation to identify, document, establish an inventory and secure natural resources such as forest reserves, minerals such as Gold in Macalder, Rongo and Kuria, water masses, sanctuaries and historic sites such as Thim Lich Ohinga that have to be protected and/or harnessed for socio-economic, environmental and general public good. In addition, the Spatial Framework does provide a basis for planning codes and standards that will regulate unplanned structures and facilities along roads and in protected areas.

This chapter presents the geographical guide to the Migori County government on the types of activities that can be accommodated on a given piece of land. The amount of space devoted to those activities and the ways that buildings may be placed and shaped. The objective of the spatial framework is to ensure balanced development and physical organization of land use, while optimizing productivity for the economic growth and betterment of the people. Under the new framework of devolved management in Kenya, the county government plays a leading role in the development of living space for the county's citizens

Objectives of County Spatial Planning Include:

- To identify the spatial distribution of the resources within the county, their level of utilization and potential;
- To assess the existing infrastructure their current conditions, capacity and projected demand;
- To identify fragile ecosystems and suggest intervention measures for their protection and conservation;
- To investigate human settlement trends and propose an appropriate hierarchy or urban centers that will spur rural development;
- To asses' capacity of the existing institutions and organizations and suggest strategies to enhance their performance;
- To suggest an integrated spatial framework that will guide the sustainable utilization of the regional resources, bring services closer to the people;
- Spur rural-urban inter-linkages and hasten economic growth and development; and suggest priority areas for intervention

### **4.2 HUMAN SETTLEMENTS**

A settlement refers to a permanent or temporary community in which people live. It can range from a small number of dwellings grouped together to the largest of cities with the surrounding urbanized

areas. An analysis of human settlement patterns in a region is critical in planning terms. The pattern of human settlement in a region is influenced by the population dynamics of that area and the two have an embryonic relationship. Other factors influencing human settlement include availability of productive resources, other natural resources and general production capacity, level of economic development and urbanization among others.

Settlements change in size and form and respond to the changing economic and social development of the surrounding areas.

### **Human Settlement Policy**

In Kenya, the Human Settlement Policy is espoused in the detailed Human Settlement Strategy of 1978. This strategy is an overall framework for the management of urban growth and location of Physical Development in the urban and rural areas of Kenya so as to develop “a coherent system of human settlement”. Five strategies were outlined to achieve the above:

- The development of service centers;
- The development of growth centers;
- The development of an integrated transportation and communication system;
- Rural Development; and
- The development of appropriate standards for urban infrastructure

The main objectives of the above strategies are:

- To continue to promote the maximum development of the rural areas to improve living standards for the majority of the people;
- To establish a more even geographical spread of urban physical infrastructure in order to promote more balanced economic growth throughout the nation and a more equitable standard of social services between different areas;
- To continue to develop a complementary network of communication so as to improve accessibility between centers of economic and social development;
- To adopt standards of urban infrastructure which more closely relate to what can be afforded by the country as a whole; and
- To continue improving the planning machinery and co-ordination between developmental agencies, which are responsible for planning, decision making, financing, implementing and administering a wide variety of services

### **Situation Analysis**

The county is characterized by both rural and urban human settlements. The pre-dominant settlement pattern however is rural in nature. According to the 2009 Population and Housing Census, only 10.4% of the population is placed within the main urban or peri-urban centers. The rest of the population is placed in other minor urban settlements and rural areas

### **4.3 RURAL SETTLEMENTS**

The county displays dense rural settlements especially in Rongo and Kuria sub-counties with densities varying between 400 and 490 persons per km<sup>2</sup>. Subdivisions into narrow strips of land are slowly emerging in these regions a situation if not managed well in advance shall lead to depletion of natural resource including water and forest.

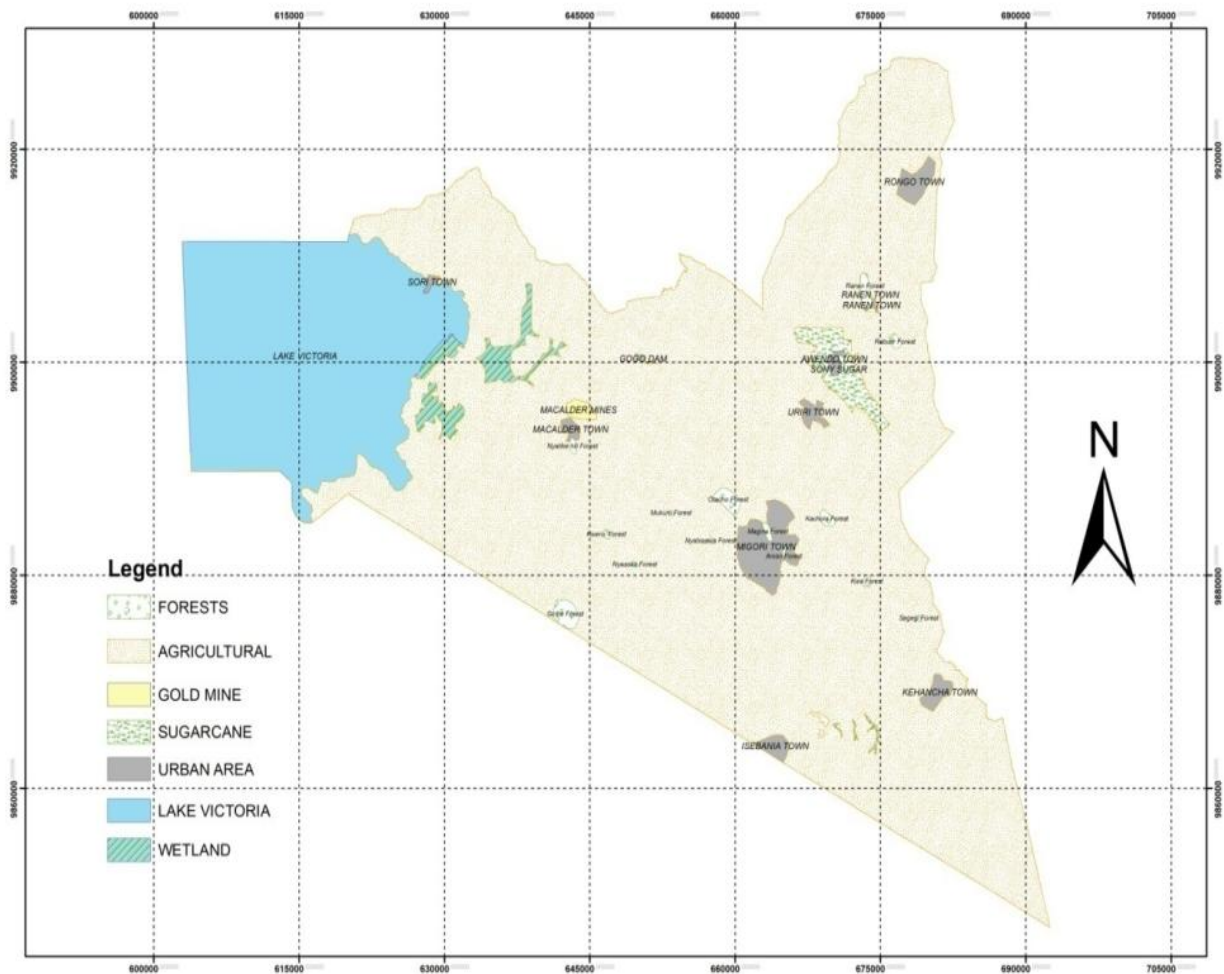
The southern parts have a dispersed pattern of rural settlements especially in Nyatike sub-county 213 persons per km<sup>2</sup>. This is mainly due to the harsh climatic conditions coupled with poor soils for agricultural activities

Agriculture is the mainstay of the rural people, and therefore, it forms the main form of land use. Agricultural activities (both farming and livestock rearing) occupy approximately 62% of the total land. The average land (Map 3) holding by small holder households is 3Ha, while the few large-scale

farmers hold an average of 7 Ha. The percentage of farmers holding title deeds in the county is 45 %, while the total acreage under food crops is 40% while that of cash crops stand at 50%. Much of the land in the upper regions particularly in Uriri, Awendo and Rongo sub-counties are used for production of both food and cash crops while the land around the lake and parts of Kuria is used for livestock rearing majorly.

Community homesteads' occupancy is another form of land use. Each homestead occupies approximately 1 acre of land. Homestead occupancy comprises of the house and home compound, granaries for farm produce and animal sheds particularly in Kuria where large herds of cattle are kept. Other forms of land occupancy in the county include water bodies such as Lake Victoria, rivers, Markets and small-scale trading activities, institutional presence including schools, colleges, churches, health centers and roads as illustrated in the maps below.

**Figure 10: Land use in Migori County**



*Source: Survey and Physical planning Department, 2017*

**Emerging Issues: Rural Settlements**

- Encroachment of agricultural land by urban land use activities
- Poor road network
- Uncontrolled sub-division of agricultural land leading to decreased production
- Encroachment of Forest Land, riparian reserves, hilly terrain and swampy areas,;
- Slow process of adjudication and legalization of land;
- Sprouting of unplanned settlements;
- Low levels of income resulting in increased poverty



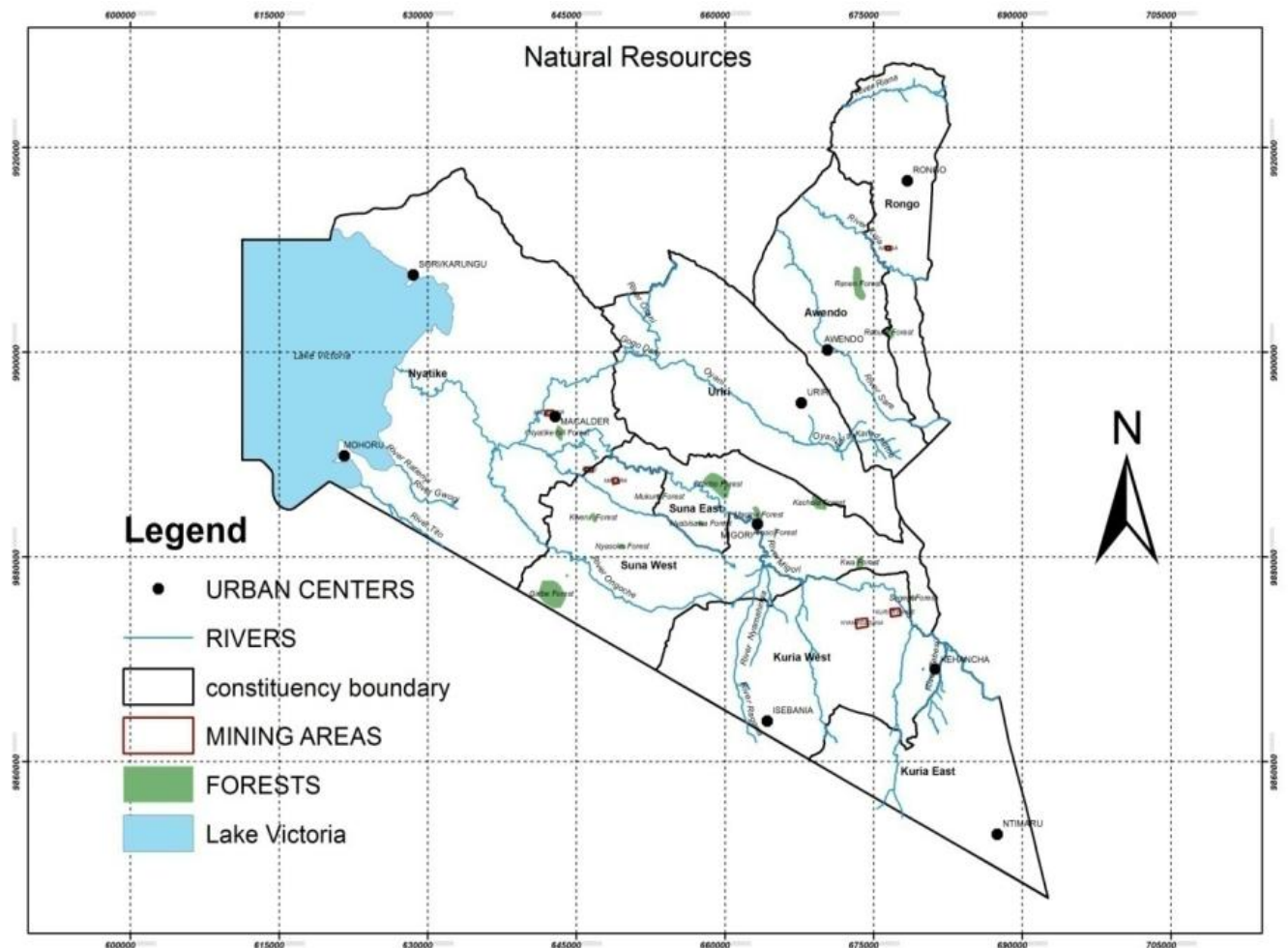
#### 4.4 NATURAL AND MINERAL RESOURCES

Available evidence shows that there are mineral resources scattered within the county. These are Gold in Masara, Macalder, Masaba, Kehancha, Kitere, Kamwango (Rongo) and Migori, Copper, Azarite and Silver in Macalder. In addition to gold mining potential, the county has adequate deposits of good quality sand along Lake Victoria and major rivers like Migori, Kuja and Kuria. Hardcore stones which are crushed for ballast are also available in plenty in the upper regions of Nyatike.

The County has abundant deposits of clay soils which are suitable for brick making and pottery. They are in plenty especially in parts of Uriri, Rongo and Kuria constituencies. Rock deposits from which hardcore and stone are extracted for construction industry are also available in upper regions of Nyatike and Uriri.

During the current plan period, efforts shall be instituted to map all the natural and mining areas and come up with strategies that can enable the county benefit from the revenues generated from this sector.

Figure 11: Natural resource in Migori County

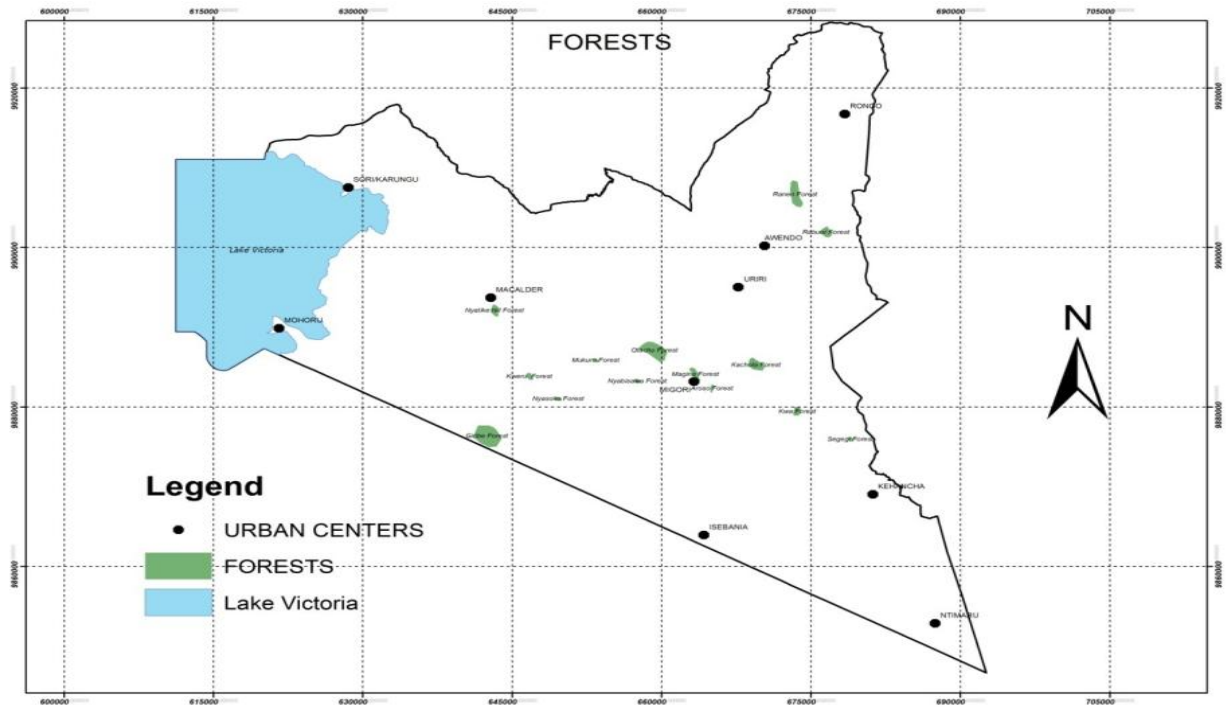


Source: Survey and Physical Planning Department, 2017

#### 4.5 FORESTRY

The total area under forest in the county is 695.6ha out of which 435.5 ha is gazetted and 260.1ha non-gazetted forest. There are 25 identified forests in the county as shown in figure 17 below. During the current plan period, more efforts shall be geared at planting more trees in those forest and gazette the ungazetted areas.

Figure 12: Forests in Migori County



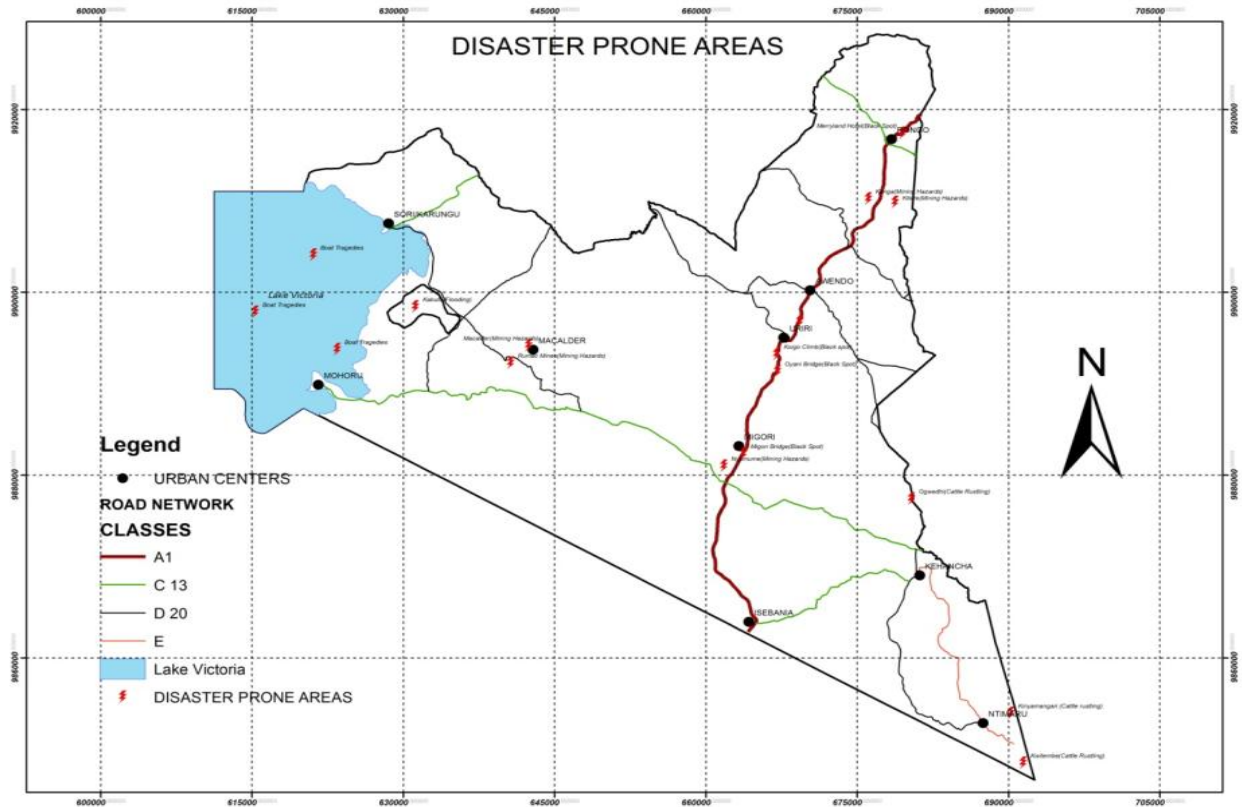
Source: Survey and Physical Planning Department, 2017

#### 4.6 DISASTER PRONE AREAS

During the current period, measures shall be instituted to ensure that all the disaster prone areas in the county are mapped (figure 13) and necessary measures instituted to mitigate possible impacts that might arise.



Figure 13: Disaster prone zones in Migori

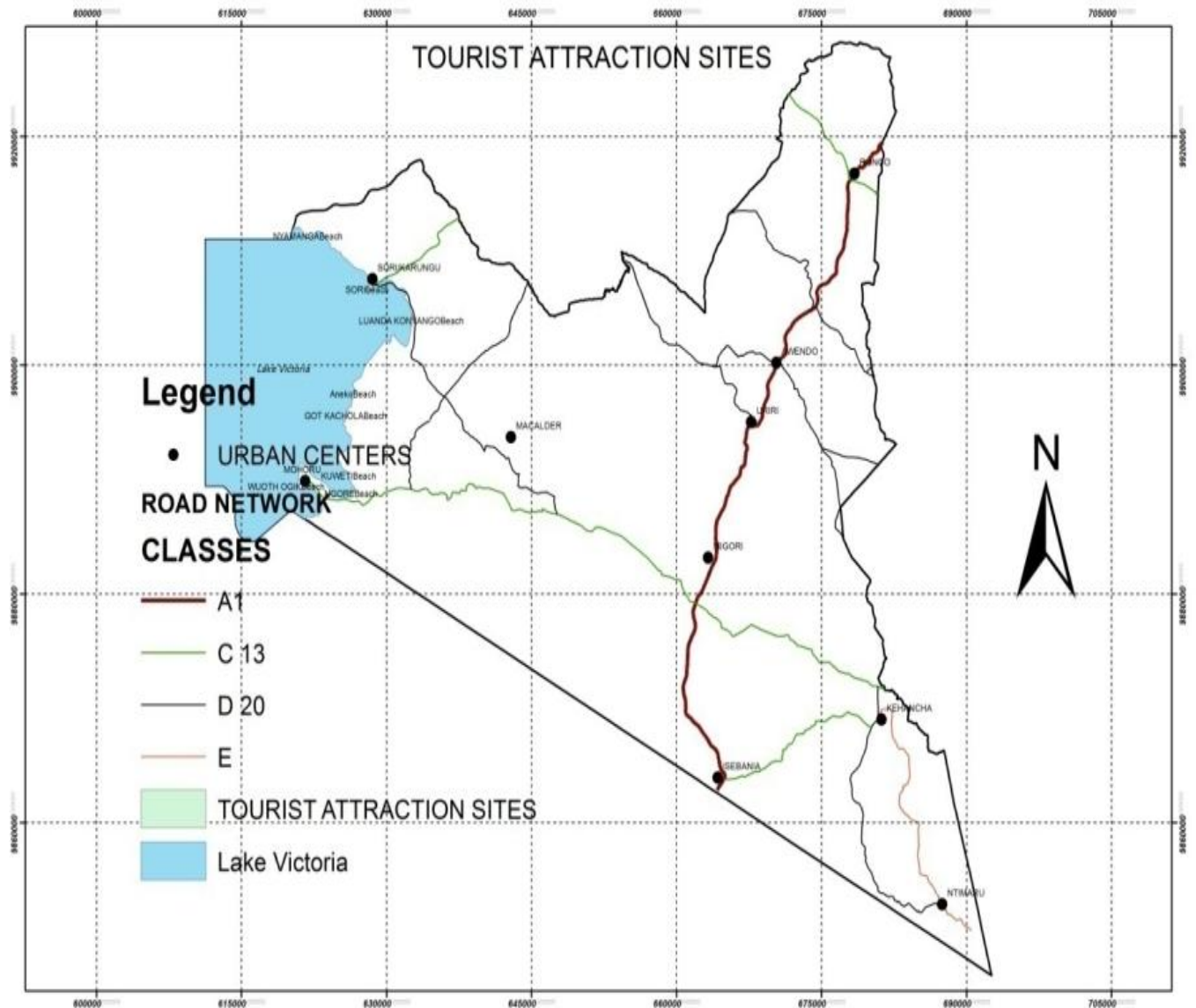


Source: Survey and Physical Planning Department, 2017

#### 4.7 TOURIST ATTRACTION AREAS

The county has no game parks and game reserves. However, there is potential for harnessing the existing cultural centres including the museum of Thim Lich Ohinga and Mugabo caves. In addition, the county is also rich in diverse culture due to the presence of various communities. The presence of the lake and beaches along the shores of Lake Victoria shall be exploited in order to provide the community with more recreational parks as well as ensuring that the county gets more revenue. Figure 9 shows all the possible tourist attraction sites within the county.

Figure 14: Migori county Tourist attraction sites



Source: Survey and Physical planning Department, 2017

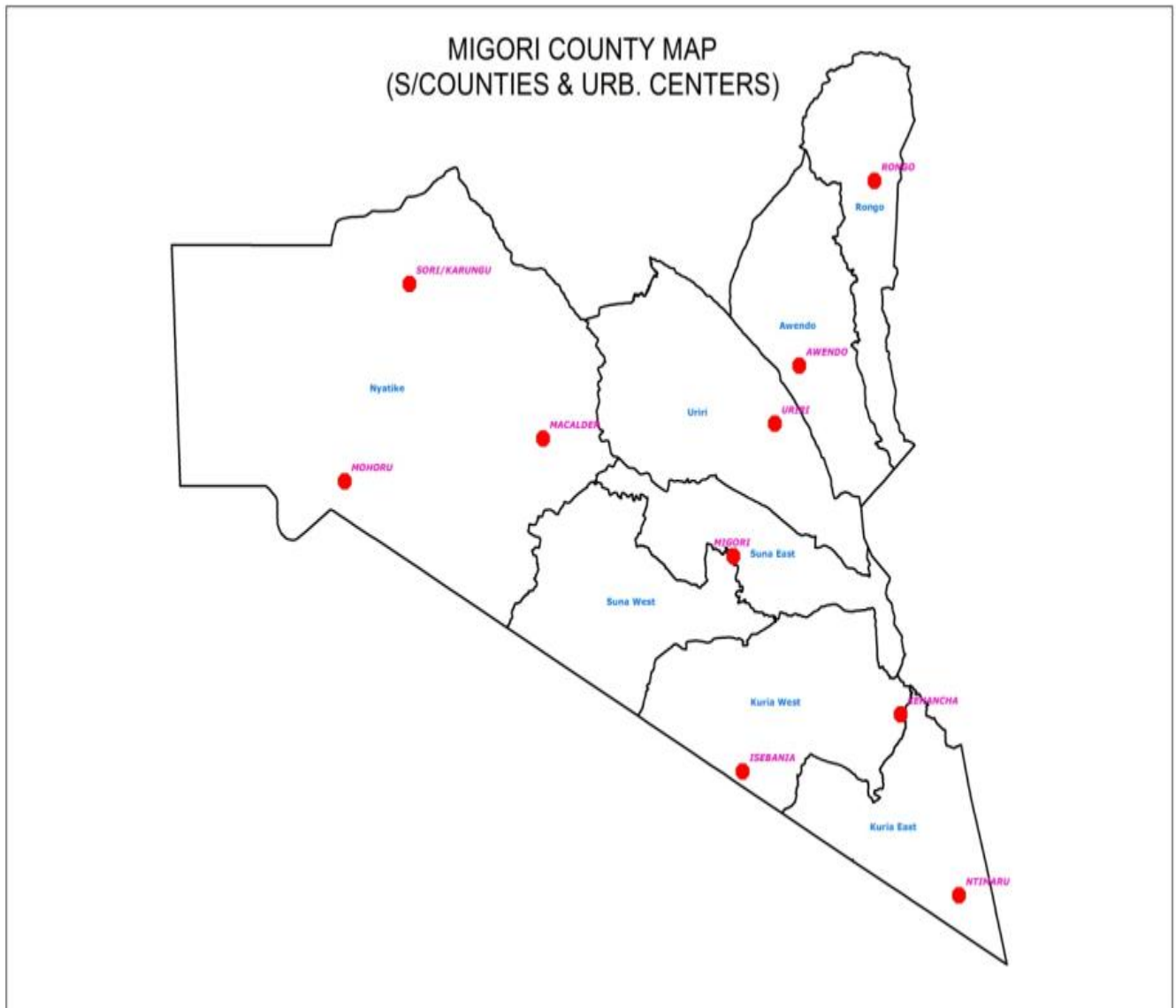
#### 4.8 URBAN SETTLEMENTS

Figure 15 provides urban towns and market centres. The major urban centres include Migori, Kehencha, Isebania, Rongo and Awendo. Urban settlements in the county have tended to be nucleated and concentrated in specific centres. This situation is changing with many other centres springing up though Migori retains its primacy in the region due to the high level of infrastructure and services found in the town. As at 2009 census, only 10.4% of the population settled in towns within the county.

These urban centres have a huge potential for growth if proper planning and investments strategies are put in place by the county government. Most of these centres lack proper sewerage system a fact that may inhibit investors from investing in the county especially in the housing sector. During the

current plan period, it's proposed that all the major markets shall be fenced and sanitation conditions improved.

Figure 15: County Major Urban Centres



(Survey Department, 2017)

### Emerging Issues in Urban Settlements

- Indiscriminate solid waste disposal
- Urban sprawl/ Unplanned settlements
- Inadequate recreational facilities
- Poor road conditions
- Mixed Developments
- Inadequate water supply

- Pollution ( land, air, and water)
- Inadequate housing units
- Poor waste water disposal
- Over-reliance on agro-based industries
- Encroachment on restricted areas e.g. road reserves, riparian reserves or environmentally fragile land
- Inadequate sanitation facilities e.g. public toilets, waste receptors, waste disposal sites
- Linear/Ribbon development of urban centres
- Most urban centres do not have strong industrial base
- Inadequate/Lack of public facilities such as cemeteries, dump sites and health facilities

The general strategies for addressing problems in Towns and Market Centres revolve around;

- Planning of the urban centres
- Road improvement
- Upgrading of water supply systems
- Development of housing projects
- Urban renewal
- Development of sewage systems
- Industrial diversification
- Enforcement of by – laws by county government
- Provision of sanitation facilities

#### **4.9 URBAN-RURAL LINKAGES**

Strong urban-rural linkages are vital for the development of any region as they determine the flow of goods and services. These linkages are often aided by a good transportation network and a functional industrial base. Ideally, the rural and urban areas complement one another in spurring development in the region. The rural areas are suppliers of basic foodstuffs and raw materials. The rural areas also offer labour for urban-based activities. There is a strong linkage between Migori Town and major urban centres such as Awendo, Rongo and Sirare due to the presence of the highway road A1. However, connectivity to majority of the rural towns and market is still poor due to a general weakness in linking urban and rural areas within the county. The conditions of some of the existing roads that link these areas are poor which increases the cost of transportation. Again, there is no strong industrial base in urban centres to support the agricultural goods from rural areas. Demand by the population for non-food stuffs, farm inputs and services by the agricultural sector as well as demand for foodstuff by the urban dwellers can only be met if there is an existing and coordinated urban-rural linkage

#### **4.10 RESIDENTIAL**

The integrated plan will earmark areas for different uses i.e. high, medium and low-density housing areas in responding to various housing needs of diverse socio-economic groups during the plan period in the major urban towns in the county. Areas with non-residential developments are also expected to fall within each area. The diversity will be more apparent within the high-density neighbourhoods where the demand for socio-economic facilities is highest. Density in most of these urban towns is determined by availability of services such as water, security and road network.

##### **High Density Residential**

Areas earmarked for high density housing in the county include Migori town and its environs especially Apida Oruba, Total, Onyalo and Ragana. Others include; Awendo, Kehancha, Rongo and Isebania towns and its environs. These areas are densely populated and are expected to house the bulk of the population. Population densities in these areas are expected to be between 40-70 dwellings per hectare. With the completion of Migori and Isebania water supplies, more and more people are

earmarked to settle in these areas hence the need to plan for additional social amenities like electricity, roads, health and schools.

#### **Medium Density Residential**

Areas proposed for medium density housing include Nyasare, Kadika, Pandi Pieri, Ngege and Ora in Migori town. These areas are projected to have a combination of single and multiple dwelling units. Population densities in the areas are expected to range from 32-60 dwellings per hectare. With the elevation of Migori town to county headquarters, more people are likely to move to these areas consequently requiring for additional investment in terms of social amenities. Other areas likely to come up fast include the Lichota and its environments with the anticipation of the relocation of essential services to this site.

#### **Low Density Residential**

Proposed low density residential areas include Milimani, Marindi and Ombo.

### **4.11 INDUSTRIAL PARK**

The designated Jua kali land next to Bandi estate in Migori town is inadequate to accommodate all the proposed industries in the county. An additional 2 to 3 hectares of land shall be sought by the county government during the current plan period to accommodate the development of an industrial park. The envisioned development of an industrial park shall house masonry and joinery works, clay works, furniture making, construction and roads materials, and agro-processing industries which shall generate revenue, provide employment opportunities and nurture talents and skills to youths.

### **4.12 RECREATIONAL PARKS**

There should be a small area of recreational space within walking distance of all areas with a residential density above 50 persons per hectare. It is recommended that 1-2 hectares of land is provided for open spaces per 10,000 populations in areas with a population density of above 50 persons per hectare. Going by such trends then, Migori town and its environs is required to have approximately 30 hectares for recreational activities.

During the current plan period, efforts shall be made to refurbish and upgrade Migori stadium to an international standard with space for recreational park. The current ASK showground at Migori stadium is equally earmarked to be relocated to Lichota

#### **Public Utilities**

##### **(i) Cemetery**

Currently there is no cemetery in Migori County apart from those for private organizations or bodies. During this plan period, the county government shall identify and purchase suitable site for cemetery in the major urban centres in the county.

##### **(ii) Fire Station**

There is no fire station in the entire county. During this plan period, the county government in partnership with development partners shall identify suitable site for the construction of a modern fire station and equip it with the necessary machinery and equipment to swiftly respond to emergencies once they occur.

##### **(iii) Dumpsite/ Sanitary Land Fill**

There is no dumpsite in the county. During the current plan period it is proposed that an appropriate sanitary land fill/dumpsite shall be identified.

##### **(iv) Transportation**

In order to decongest Migori town, a number of measures have been proposed as follows; raising to bitumen standards key major roads in key major towns The Three Airstrips at Kehancha, Macalder and Lichota are to be upgraded to bitumen standard.

#### 4.13 STATUS OF APPROVED PHYSICAL DEVELOPMENT PLANS

The table below summarizes the centers with Physical Development Plans prepared by the physical planning department to guide their growth.

**Table 44: Physical Development Plans Prepared**

	TOWN	DP NO./Year planned	Reference	Approval Date
1	Migori	1980		Revised 2007 not approved
2	Rongo	1970		Revised 2008 not approved
3	Awendo	2012		Not approved
4	Uriri	1978		Approved/outdated
5	Macalder	2012		Approved
6	Rapogi	1978		Approved/outdated
7	Karungu	1974		Approved/outdated
8	Dede	1975		Approved/outdated
9	Kehancha	2010		Not approved
10	Isebania	2000		2010 revised not approved
11	Taranganya	1970		Approved/outdated
12	Kegonga	2013		Incomplete

It should be noted that some of the Development Plans prepared are outdated and require urgent revision in order to address current planning dynamics brought about by the devolved system of government. Modern planning demands that spatial plans should be in digital form.

The major constraints to planning are;

- Limited financial resources to finance the activities set out in the annual work plan.
- Unavailability of spatial data due to cost of acquiring data or no records of the same exists.
- Analog data which is difficult to transform into digital format.
- Inadequate transport means.
- Lack of modern planning equipments e.g. Modern planning software (GIS), plotters, scanners and high capacity computers.

#### 4.14 SLUM UPGRADING PROJECTS AND PROGRAMMES

As part of the measures to improve on the living environments, priority will be given to slum upgrading projects and programmes in line with the Sustainable Development Goals. All slums and informal settlements in the County will need to be improved starting with Awendo, Kododa, Apida, Oruba, Muhuru and Isebania. The County Government welcomes investors to invest in low cost housing technology so as to ease housing problems currently experienced in the county particularly in major towns.

#### 4.15 ENVIRONMENTAL PLANNING AND CITIZEN PARTICIPATION

Generation and disposal of solid and liquid waste at household and urban areas are done with total disregard of environmental conservation and protection. Plastic papers and used metal cans are shrewn all over especially in major urban towns. Virtually, all urban areas have neither sewerage

treatment plants nor well planned solid waste disposal sites. Owing to that, basic policies and regulations have to be developed and enacted during the current plan period to bring about an aesthetically safe and healthy environment. Environmental audits will be carried out periodically for all existing development projects. Meanwhile, requisite capacity building of all key actors comprising of policy makers, implementers, and beneficiaries will be a major component to be considered during the plan period. Sensitization targeting community members and other stakeholders will be accorded a high priority. Appropriate materials, technologies and systems of sharing of knowledge and practices e.g. media stories, exchange visits that promote valuable and sustainable spatial planning and frameworks will be sourced and utilized.

### Strategies for Desired Land Use

For improved access to economic opportunities, the county shall strive to:

- a) Maintain and improve existing facilities e.g. roads, airstrips and natural environment.
- b) Support establishment of SMEs in appropriate locations.
- c) Provide land for industrial development such as value addition industries
- d) Maintain and enhance features that attract tourists and investors, e.g. cultural sites, viewpoints and sports facilities
- e) Encourage private-public sectors partnerships in areas with high potential, low investments
- f) Create balance between development and environmental protection
- g) Minimize the negative environmental impacts of new developments in the county
- h) Establish systems for proper waste disposal e.g. dump sites, cemeteries and sewerage treatment plants.
- i) Carry out resource mapping, ensure improved access and protection of environmental, cultural, tourism and scenic assets in the county
- j) Build an inclusive, integrated county headquarter and sub- county towns by;
  - i. Ensuring affordable and modern housing is available in towns
  - ii. Ensuring effective use of public land
  - iii. Ensuring adequate budgetary provision for social facilities and public institutions

**Table 45: County spatial development strategies by thematic areas**

Thematic Area	Overview/ Current Status	Policy Strategy	Potential Geographical Areas	Lead Agencies/ Departments
<b>Providing appropriate infrastructure</b>	The sector has managed to install 525 No. street lights and distributed 15,000 No. Solar lanterns across the county.	Production of hydroelectric power in other sites. increase installation of the street lights and biogas to reduce dependence on non-renewable sources of energy	County wide	Energy department
	Sub County Hospital (level 4) aspiring to be County Referral	-Capital investment to improve the facilities to level 5 status -Establish & strengthen collaboration with Rongo University	Suna East Sub County	Department of Health



Thematic Area	Overview/ Current Status	Policy Strategy	Potential Geographical Areas	Lead Agencies/ Departments
	Hospital ( level 5)	-Accreditation of the hospital to teaching and referral hospital		
	No electronic medicine in the county	- Establish electronic medicine in collaboration with Rongo University Capital investment -Software update -Human resource development	Suna East Sub County	-Department of Health -ICT Directorate
	-Poor urban and rural infrastructure (water distribution, sewerage, urban road network, poor storm water drains)	-Construct urban infrastructure Improve the quality of the existing infrastructure	-Urban areas	-Roads -Lands
<b>Enhancing county competitiveness</b>	-Outdated valuation roll	- Improvement of the infrastructure	-In urban areas: Municipalities	Lands Roads Trade
	-No County Spatial plan	-Update the valuation roll	Towns	
	-lack of binding land tenure for commercial plots (plot cards in place of leases)	-Prepare county spatial plan	Urban centres	
	-Poor urban and rural infrastructure (water distribution, sewerage, urban road network)	-Conversion of land ownership from temporary holding (plot cards) into lease holds	Markets -	
No industrial park	Bonded ware house Tax incentives Minimizing Procedures for licensing	Migori, Sirare, Awendo and Rongo Towns	Trade, Physical Planning, Water, Energy.	
There is a lot of potential especially in the human resource to make Migori one of the most	Training and capacity development of the staff Performance contracting Close supervision Establishment of ICT &E- Governance	County Headquarters, Sub County Headquarters	PSM AND CPSB	

Thematic Area	Overview/ Current Status	Policy Strategy	Potential Geographical Areas	Lead Agencies/ Departments
	vibrant counties			
	No policies with regard to social protection and work place safety	Development and implementation of social protection policies. Establishment of a county pension scheme according to the existing guidelines. Ensuring that all employees enjoy the medical benefits as provided for in the Employment Act 2007		PSM and the CPSB
	The County requires highly qualified, passionate and motivated men and women of integrity who are citizen focused and results oriented in public service delivery	Aligning the recruitment and selection of the county public service to this CIDP.  Developing Integrated Human Resource Data Management System and full implementation of GHRIS.  Enhancing leadership capacity for county public service transformation.		The Department of PSMA and the CPSB.
	The county requires elaborate capacity building plans that will address the gaps that exist in the county public service	Periodic TNAs. Establishment of the county curriculum master plan Ensuring equitable distribution of opportunities in the county public service. Capacity building. Research and development.		The Department of PSMA and the CPSB.
<b>Human settlement</b>	-Untenable agricultural land holding sizes -High land fragmentation -Rural-urban migration	Controlled human settlement  The development of service and growth centers;  The development of an integrated transportation and communication system;  Rural Development;	Rongo, Awendo, Migori Town, Kehancha, Isebania, Sori And Muhuru  -Peri-urban areas -Controlled land fragmentation	Land housing and Physical Planning, Water and energy, public health road, transport and public works and environment.

Thematic Area	Overview/ Current Status	Policy Strategy	Potential Geographical Areas	Lead Agencies/ Departments
	-Dispersed pattern of rural settlements	The development of appropriate standards for urban infrastructure		
<b>Diversifying Tourism</b>	-Poorly maintained tourist attractions -Poor accessibility to the tourist places -Lack of adequate facilities in the tourist attractions	-Market the tourist attraction	-Nyatike sub-county (Migingo Island, Muhuru beach, Thimlich Oinga, -Suna west sub county (God Kwer,) ) -Uriri sub-county (Thim Jope) Muhuru Bay, Sori Beach, Matoso Beach, Migori town and Isebania town	-Tourism and Trade -Roads -Lands Physical Planning, Water, Energy.
		-Construct roads to the tourist attractions		
		-Provide adequate facilities at the tourist attractions Harnessing Agri-Tourism, Eco-Tourism, Conference facilities , Beach tourism and Water sports		
<b>Transportation network</b>	-Poor road network in urban areas -Fairly distributed road network in rural areas. 3 airstrips	-Opening up access roads in urban areas -Upgrading the existing road network. Harnessing air and water transport	-Entire county	-Lands -Roads
<b>Conserving the natural environment</b>	-Fair afforestation -Polluted water bodies Poor mining techniques	-Enhance the forestry	-Entire county -Beaches of L. Victoria -Rivers such as (R. Migori, R. Kuja)	-Environment -Water -
		-Improve beach management		
		-Improve riparian area management. Provision of mining equipments and trainings on modern technologies		
<b>Industrialization</b>	Agro-processing industries which are spread across major urban areas	Establish the industrial zones with supporting infrastructures (water, electricity, road network...)	Rongo, Kehancha, Migori town	Trade, Physical Planning, Water, Energy.
		Establish Brown sugar industry	Uriri, Godjope	Trade, Physical Planning, Water, Energy.
		Fruits and vegetables processing	Mabera, Oyani	Trade and agriculture
		Beef	Mabera	Trade and livestock
		Hide and leather		
		Fish Processing plant	Muhurubay, Rongo	Trade and fisheries

Thematic Area	Overview/ Current Status	Policy Strategy	Potential Geographical Areas	Lead Agencies/ Departments
		Maize milling		
		Establish the industrial zones with supporting infrastructures (water, electricity, road network...)	Give the exact location(s)	Physical Planning, Water, Energy.....
	Limited manufacturing and processing industries	-Promote cottage industries -Modernize mining industries	-Urban areas -Rural mining areas	-Trade -Environment

### Natural Resource Assessment

This section discusses the major natural resources found within the county.

Name of Natural Resource	Dependent Sectors	Status, Level of Utilization & Scenarios for future	Opportunities for optimal utilization	Constraints to optimal utilization	Sustainable Management strategies
<b>River Migori</b>	<ul style="list-style-type: none"> <li>• Energy</li> <li>• Irrigation</li> <li>• Water supply</li> <li>• Tourism</li> </ul>	<p>The agricultural activities may have an influence on the quality of river Migori</p> <p>Has high levels of lead and chromium as a result of water pollution from town activities</p>	<p>Conservation of the watershed</p> <p>Regulate flow to prevent flooding</p>	<p>Forests of the source have become progressively degraded over the last 50 years as a result of anthropogenic pressure</p> <p>Altered flow regime of the river which is now characterized by higher flood peaks and lower base flow during the periods between rainy seasons</p>	<p>With respect to environment, there are a number of areas which would have to be adequately addressed to ensure sustainability; Managing the conservation of wet lands for crop production both for irrigation and dry land farming</p> <p>Managing ecosystems. The system's wetland provides important ecosystem service and slow the flow of runoff thereby controlling erosion and also improve water quality</p> <p>Watershed conservation and management</p> <p>.watershed rehabilitation and management activities are vital to preserve both livelihoods in these areas and reduce</p>

Name of Natural Resource	Dependent Sectors	Status, Level of Utilization & Scenarios for future	Opportunities for optimal utilization	Constraints to optimal utilization	Sustainable Management strategies
					erosion and sedimentation of the river and its wetlands through soil conservation
<b>River Kuja/</b>	<ul style="list-style-type: none"> <li>• Energy</li> <li>• Irrigation</li> <li>• Water supply</li> <li>• Tourism</li> <li>• Navigation</li> </ul>	Declining water levels – expected to further decline with expansion of irrigation and power generation Water quality expected to decline with expansion of irrigation	<p>Conservation of the watershed</p> <p>Regulate flow to prevent flooding</p>	<p>In recent years the river has straightened and deepened itself as result of exceptionally high floods and perhaps a lowered Lake Victoria level</p> <p>Delayed construction of distributary channels for the Gogo falls dam</p> <p>In 2014, the Kenyan government announced an upgrade to the Gogo falls dam to increase power generating capacity to 12mw thus reduction in water levels</p> <p>Irrigation of approximately 25000ha as of February 2016.the orange irrigation intake and canals have been built downstream for the use of Okenge and Owiro farmers thus reducing the water levels</p> <p>Water quality deteriorated from horticulture</p>	<p>Develop policy guidelines for strategic planning development and management options</p> <p>Conservation</p> <p>Public private cooperation</p> <p>Continuous monitoring</p>

Name of Natural Resource	Dependent Sectors	Status, Level of Utilization & Scenarios for future	Opportunities for optimal utilization	Constraints to optimal utilization	Sustainable Management strategies
<b>Gold</b>	Trade Finance Land Physical Planning Enviroment	Land degradation	-Source of income -Used to make ornamental objects and jewelry Development of infrastructure	air and noise pollution frequent collapse of mining holes acid mine drainage (AMD), heavy metals pollution	Legal and policy enforcement River rehabilitation programme
<b>Sand harvesting</b>	Housing Trade Finance Land, Physical Planning Enviroment	Rampant sand harvesting;	Used as building material As landscaping material	deforestation along the river banks Water quality deteriorated from horticulture (affecting quality of fish, and quality of tourism frequent collapse of mining holes	Legal and policy enforcement River rehabilitation programme
<b>Silver</b>	Trade Finance Land Physical Planning Enviroment	Land degradation	Development of infrastructure Increased source of income	air and noise pollution frequent collapse of mining holes acid mine drainage (AMD), heavy metals pollution	Legal and policy enforcement River rehabilitation programme
<b>Copper Azarite</b>	Trade Finance Land Physical Planning Enviroment	Land degradation	The metallic element is applied in fixtures Doorknobs and other elements in a house. <b>Copper</b> electroplated nickel silver is <b>used</b> for some knives, spoons, knives and frying pans. is <b>used</b> for counters, sinks, bathtubs, and heating cylinders Development of infrastructure	air and noise pollution frequent collapse of mining holes acid mine drainage (AMD), heavy metals pollution	Legal and policy enforcement Land rehabilitation programme
<b>Ballast</b>	Construction industry Trade Finance Land, Physical Planning Enviroment	Land degradation	Used as building material As landscaping material Development of infrastructure	noise pollution frequent collapse of mining holes	Land rehabilitation programme

Name of Natural Resource	Dependent Sectors	Status, Level of Utilization & Scenarios for future	Opportunities for optimal utilization	Constraints to optimal utilization	Sustainable Management strategies
<b>Clay soil</b>	Trade Housing		Used as building material Use as landscaping material Development of infrastructure	Water quality deteriorated from horticulture (affecting quality of fish, and quality of tourism deforestation along the river banks	

## CHAPTER FIVE: COUNTY DEVELOPMENT PRIORITIES AND STRATEGIES

### 5.1 OVERVIEW

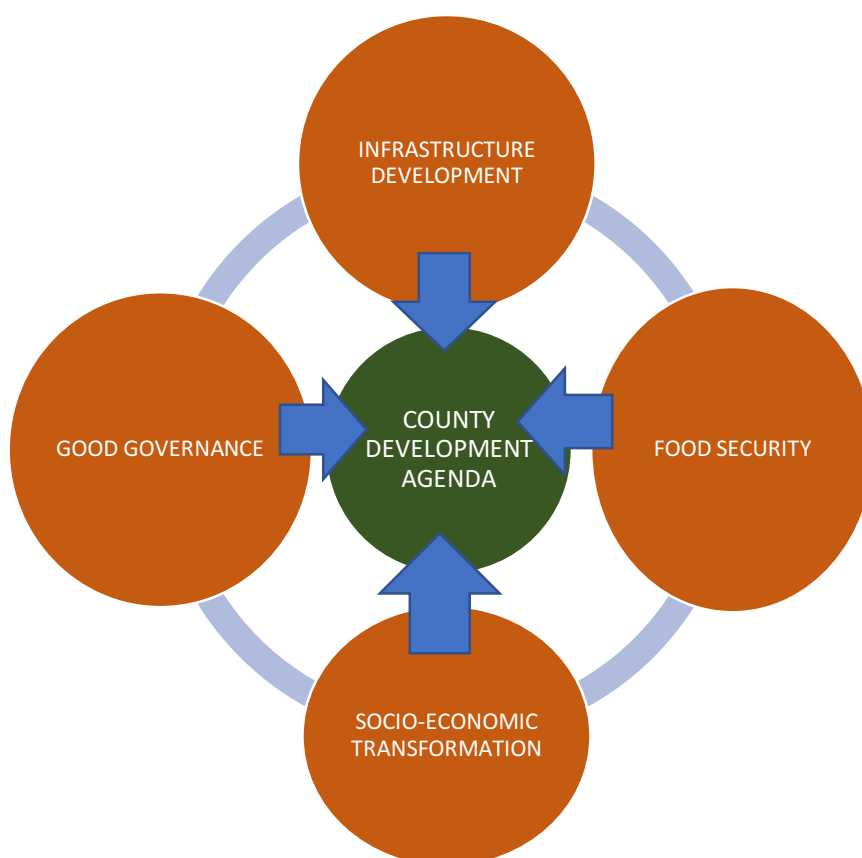
The 2018-2022 County Integrated Development Plan (CIDP) identifies key policy actions, programmes and projects that the Migori County Government will implement during the plan period in line with the long-term objective of Vision 2030 and the County Development Agenda. The county development agenda which is derived from the governor's manifesto, Vision 2030, Kenya demographic roadmap and the community needs assessment has four key pillars namely:

1. Infrastructure development
2. Food security.
3. Socio-economic transformation
4. Good governance

It is envisioned that at the end of five years the county will have achieved rapid socio-economic transformation hence complementing the achievements made under the first CIDP which was mainly anchored on four pillars namely Socio-economic empowerment, Infrastructural development, Affirmative action and Environmental management

### 5.2 COUNTY DEVELOPMENT AGENDA AND ITS PILLARS

Its is premised on four pillars as already mentioned above





### 5.3PILLAR 1: INFRASTRUCTURE DEVELOPMENT

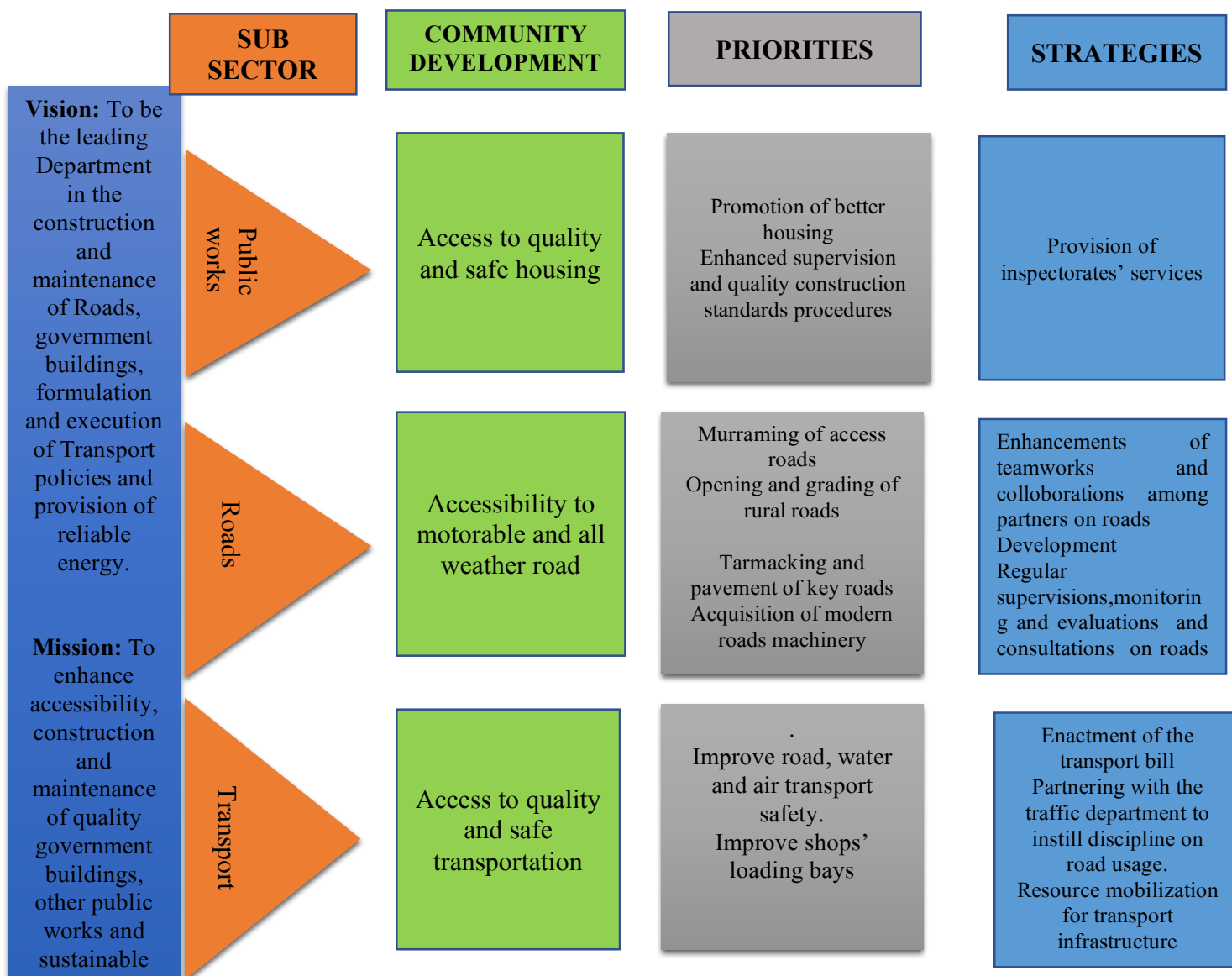
Infrastructure is an important enabler for sustained economic growth as it enhances faster and cheaper means of transport which is a critical ingredient for expansion of economic opportunities for employment and competitiveness of an economy. Under this agenda, the strategy will involve building on the on-going infrastructural development in road, transport, energy and ICT consequently leading to the achievement of the SDG 9 on building a *resilient infrastructure, promotion of inclusive and sustainable industrialization and foster innovation*.

The key sectors to be highlighted in this pillar include, Roads, Transport and Public Works, ICT and Energy.

#### (i) Roads, Public Works and Transport Sector

Efficient, accessible and reliable roads enhance access to markets, improves trade and contributes towards the creation of entrepreneurial related jobs. The second CIDP on roads will build on the success of the first CIDP. New investments will include decongesting major towns through construction of by-passes, procurement of modern machineries, tarmacking of key roads, construction of 3 modern bridges, construction and rehabilitation of approximately 5000km roads, routine maintenance of approximately 10,000km of roads, constructions of pavements and parkings in urban centres and the refurbishment and upgrading of the three airstrips to national standards.

#### SECTOR VISION, MISSION DEVELOPMENT NEEDS AND STRATEGIES



### Sector's Main Targets 2022

At least 10000km graded, three major bridges constructed, approximately 100km of new roads tarmacked and three airstrips upgraded.



*Roads 2018*



*Roads 2022*



*Culvert Road as at 2018 Envisioned bridge by 2022*




### (ii) Information and Communications Technology

ICT provides significant opportunities to facilitate efficient delivery of services and improving accountability and transparency. It has become one of the most enabling tools in service delivery particularly in education, healthcare, governance and financial management. To achieve the goals in the second CIDP, the sector will adopt various supporting initiatives including:


- Development of e-commerce to enable entrepreneurs obtain skills to sell their product/services over the internet
- Development of human resource in government to enhance ICT knowledge and skills needed for better performance of ministries and department within the county government of Migori
- Setting out of the county ICT incubation Hubs for the youths with the necessary training and work experiences to develop market -ready ICT services and products.
- Capacity building and strengthening of the technical capabilities of individuals at the county level.
- Strengthening of the county Intergrated database management system.
- Stregthening of County ICT infrastructures
- Acquisition of modern ICT accessories and supplies to beef up the ICT databank.

**SECTOR VISION, MISSION DEVELOPMENT NEEDS AND STRATEGIES**

	SUB SECTOR	COMMUNITY DEVELOPMENT NEEDS	PRIORITIES	STRATEGIES
<p><b>Vision</b> To become an all-round ICT function powering the County business processes into leveraging on IT for operational excellence</p> <p><b>Mission</b> To develop, deploy and support innovative, quality and sustainable ICT solutions and services that meet the changing learning, teaching, research and management needs of the Migori County.</p>		<p>ICT infrastructure and connectivity</p> <p>E- Governance and capacity training.</p>	<p>Well equipped resource centers</p> <p>Modern information and technologies</p>	<p>Establish e-resource centres in sub counties, Facilitate development of a uniform ict infrastructure. Facilitate efficient and effective delivery of e government through provision of reliable processing and storage facilities.</p>



*ICT centre in 2018*



*Envisioned ICT centre by 2022*

**(iii) Energy**

The Kenya vision 2030 and the second CIDP has identified energy as a foundation and one of enablers of infrastructural development for the achievement of SDG No 7 (*Ensure access to affordable, reliable, sustainable and modern energy for all*).

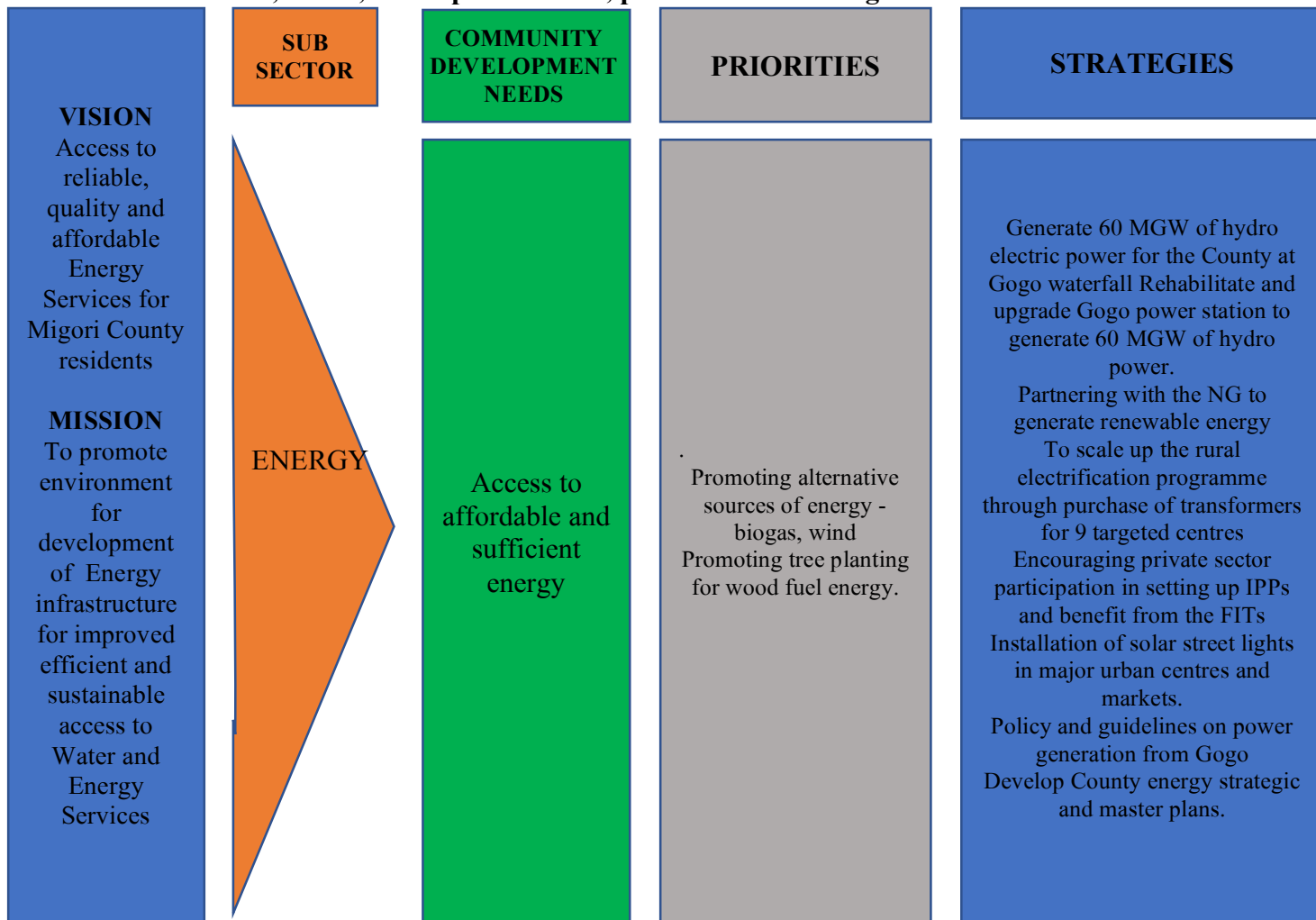
In many parts of the county, energy sources are scarce and their supply limited. Today, more than 60 per cent of the county’s population still lacks access to electricity, and a larger share suffers from persistent power failures. To this effect, the Government targets 100 percent access to affordable and reliable energy by the year 2022. In order to realize this, the Government in collaboration with other development partners shall double its efforts to harness and exploit locally available energy sources

including the vast potential of renewable energy and the development of power plants particularly the Gogo falls.

The main strategies that will be adopted shall center on the following three areas:

- Enabling the use of Modern fuels for atleast 50 percent of those who currently use traditional means of cooking.
- Supporting efforts to develop and adopt improved cook-stoves, means to reduce indoor air pollution, and measures to increase sustainable biomass production
- Enabling access to reliable modern energy services for all urban and peri-urban poor

**Sector Mission, vision, development needs, priorities and strategies**





**Sub-sector's vision and targets by 2022**



*Use of tin lamp(2018)*



*Solar panel (2022)*



*Solar Lamp (2022)*



*Current status of Gogo falls (2018)*

**Gogo falls in Gogo falls in 2022.  
Energy production in large scale**



*Gogo falls in 2022*

## **5.4PILLAR 2: FOOD SECURITY**

Food security exists when all people, at all times, have physical and economic access to sufficient, safe and nutritious food that meets their dietary needs and food preferences for an active and healthy life. The widely accepted World Food Summit (1996) definition reinforces the multidimensional nature of food security and includes food access, availability, food use and stability. Therefore achieving food security is a significant and growing challenge in the county and highly critical to alleviating poverty.

There are numerous causes of food insecurity in the county ranging from impacts of unpredictable climatic conditions compounded by reduced and degraded environmental resources, inadequate extension services to ensure appropriation of new agricultural practices by farmers that boosts productivity, over-reliance on subsistence farming, low soil fertility, minimal use of external farm inputs, significant food crop loss both pre- and post- harvest, minimal value addition, inadequate food storage and preservation that result in significant commodity price fluctuation, limited access to markets and infrastructure, limited development of output, input and credit markets, poverty and cash constraints that limit farmer's ability to purchase fertilizer and other inputs.

Other causes include rapid population growth, limited access to agriculture-related technical assistance and lack of knowledge about profitable soil fertility management practices leading to expansion into less-favorable lands. A significant amount of the food is lost through pre- and post-harvest losses. The tropical climate makes foods produced in these regions prone to pests and diseases.

Going forward, the following strategies shall be focused on during current medium term plan:

- (i) Increasing the availability of food by sustainably increasing agricultural production and productivity.
- (ii) Improving access to food by meeting immediate food needs and addressing longer-term accessibility through sustainable livelihoods.
- (iii) Strengthening sustainable management of the food value chain.
- (iv) Supplementing efforts of donors and other development partners like the World Bank, European Union and IDA for agricultural development to help address the food security needs of the vulnerable population.

In order to realize the above, the Government in collaboration with other partners shall focus on four broad areas of intervention namely, Agriculture Development, Livestock Production, Veterinary services and Fisheries development.

### Sector Mission, Vision and Composition Development Priorities and Strategies

<p><b>VISION</b> An innovative, competitive, commercially-oriented and modern Agriculture, Livestock, Fisheries and Water Development for enhanced food security and income generation</p> <p><b>MISSION</b> To improve livelihoods of Migori county residents through promotion of competitive and sustainable agriculture, livestock, fisheries and water sub-sectors for economic growth and development.</p>	SUB SECTOR	COMMUNITY DEVELOPMENT NEEDS	PRIORITIES	STRATEGIES
	Agriculture	<p>Improved crop yields</p> <p>Minimal post-harvest losses</p> <p>Easy and Accesible Market for the agricultural produce</p>	<p>Enhanced Crop production methods</p> <p>Improved Agribusiness services</p> <p>Farm mechanizations</p> <p>Improved irrigation field extension services</p> <p>Promotion of horticulture</p>	<p>Provision of farm inputs,Provision of post-harvest storage facilities (cold storage),Provision of pest control measures,Markets for agricultural produces,Provision of market information,Value addition / cottage industries,Affordable credit,Grafted seedlings,Green houses,Increasing the number of farm tractors,Increasing the numbers of technical staff</p> <p>Increase number of vehicles and motorcycles</p>
	Livestock	<p>Increased livestock products i.e milk, eggs, meat</p> <p>Improved breed of livestock</p> <p>Accesible Market for livestock and livestock products,</p> <p>Enhanced livestock Extension services,</p> <p>Livestock feeds / fodder</p>	<p>Improved Livestockproduction</p> <p>Enhanced Livestock extension services,</p> <p>Agribusiness development</p> <p>Promotion of emerging livestock production methods</p>	<p>Placement of superior dairy animals, Upgrading of local animals with Sahiwal bulls,Supply of bee hives,Farmer trainings, demonstrations and field days,Establishment and conservation of fodder,Linkages with markets,Provision of market information,Increased the number of technical staff,Increase the number of vehicles and motorcycles</p> <p>Provision of milk coolers markets</p>
	Fishes Developme	<p>High fish yield</p> <p>Fast growing varieties</p> <p>Market for fish</p> <p>Minimal post-harvest losses</p> <p>Reduced illegal fishing at lake</p>	<p>Fish production and marketing,</p> <p>Agribusiness,</p> <p>Monitoring, Control and Surveillance (MCS)</p> <p>Improved Field extension services</p>	<p>Provision of quality fingerlingsand fish feeds,Establishment of a fish feed production unit,</p> <p>Establishment of a fingerling production unit,Construction of pilot fish cages,Construction of <i>omena</i> drying racks,Beach Management Units (BMU) mentoring and trainings ,Lake patrols,Training of fish farmers,Increasing the number of field extension staff</p> <p>Increasing number of vehicles</p>
	Veterinary Services	<p>Disease free animals</p> <p>Safe meat</p>	<p>Veterinary Public Health</p> <p>Livestock Breeding</p>	<p>Construction of dips and spray races, Vaccinations,Veterinary clinical services,Tsetse traps and targets,Construction and completion of slaughter houses,Baiting of stray dogs,Artificial Insemination</p>



### **i) Agriculture Development**

The sector is the mainstay of the County's economy as over 80 per cent of the population, especially living in rural areas, derive their livelihoods mainly from agricultural related activities. It accounts for 60 per cent of the total employment and slightly more than 30 per cent of the County Government revenue. Therefore, promoting substantial investments in agriculture shall be a strategy in enhancing the economic growth of the county over the plan period. Improving agricultural productivity and value addition would thus be an effective way to enhance food security, employment creation and income generation.

During the medium term, priority investments shall include; better land husbandry that addresses the totality of the farm household livelihood system with regard to the management of inputs, outputs and land resources that aims at improving the productivity and sustainability of production systems, research and extension services, marketing; value addition and agricultural extension services, development of appropriate policies and strategies aimed at minimizing the role of the middlemen in marketing of agricultural products and establish community and village markets to improve food security and increase household income. Expansion of agricultural mechanization and subsidization of the agricultural inputs such as fertilizer and seeds to enhance agricultural productivity amongst small scale holders shall also be explored.

In order to promote agribusiness and value chain development as a source of increased income, reduced malnutrition and improved livelihood in the county, concerted efforts shall be made to promote and mentor entrepreneurs, individuals and groups who are engaged in food crop production such as sorghum, millet, soya bean and sweetpotatoes resulting to comparative advantage

Additional hectares of land shall be put into irrigation targeting both small scale and large-scale schemes

In order to reduce pressure on maize as the staple food, greater efforts will be placed in diversification of enterprises which include the drought tolerant crops, upland Rice (NERICA) and soya beans farming.

## Sectors Vision of Increased Agricultural Productivity and Assured Food Security by 2022



Promotion of Sprinkle Irrigation



Divesfication and Promotion of High Yield Culture Banana



Promotion of Cassava



Food Divesfication Including Promotion of Nerica Rice.



Promotion of Soya beans



Promotion of Sweet Potatoes



### *Promotion of value chain development*

#### **ii) Livestock Production and Veterinary Services**


The sustainable development of livestock production is essential for poverty reduction and the achievements of food security and nutrition. During the medium term period the sub sector's strategies shall include increasing livestock productivity, enhancing investment in the sector, increasing market access of livestock and livestock produce and enhancing institutional efficiency and effectiveness in service delivery. It shall implement these strategies through increase of animal production, livestock marketing, livestock extension services, apiculture and emerging livestock production, value addition and agribusiness, veterinary disease control, vector control, veterinary



laboratory disease investigation, veterinary epidemiology surveillance and economics, veterinary public health, clinics, artificial insemination and hides, skins and leather development.

In addition, the sub sector shall procure and distribute dairy cows, Sahiwal bulls, poultry and beehives to groups to increase on milk, meat, honey and egg production in the county. Efforts shall be put to control notifiable livestock diseases in the dairy sector by providing acaricides to livestock farmers. Dips shall be rehabilitated and constructed to improve on livestock health. Slaughter houses shall be constructed to improve on beef hygiene in order to increase income.


### **Envisioned Transformation in Livestock Value Addition By 2022**



*Improve livestock breeds by introducing new breeds.*



*Increase livestock products through diversification by supply of bee hives.*



*Increase livestock products by adopting modern techniques of livestock production and animal husbandry*



*Completion of the Karamu slaughter house. Improve livestock products by adoption of new livestock production techniques*

**iii) Fisheries Development**

The county boasts of its proximity to Lake Victoria which supports about 40% of its population hence contributing to 60% of the source of livelihood of people along the shores of the lake. Among the key interventions earmarked during this medium term plan include: Promotion of cage fishing along the lake and operationalization of the the fish processing plant at Rongo; promotion of increased sustainable management of fisheries resources by procuring modern inspection boats and engines for patrol along the lake; enhancement of fish quality assurance through sanitation improvement along the landing sites and drying racks, promotion of aquaculture fishing through construction of modern ponds and provision of quality fingerlings and feeds to farmers

**Envisioned Transition from Traditional Fishing to Modern Fishing By 2022**



*Traditonal fishing in the lake*

*Envisioned floating cage fish farming in the L. victoria*



*Operationalize Rongo Fish processing plant*





*Fish landing site in 2018*



*Envisioned 2022 fish landing site*

### **5.4PILLAR 3: SOCIO-ECONOMIC TRANSFORMATION**

Under this pillar, the county envisions a vibrant and prosperous economy with an increasing proportion of the economic output and employment generated by sectors other than agriculture. More than 40 per cent of the county residents will diversify from agricultural based society to urban, industrial and or service based economy with sustained growth rate. The cumulative outcome of the above strategy will be a highly prosperous county where people are able to access the following:

- i) Clean and adequate drinking water and sanitation
- ii) High quality education particularly at the ECDE and technical institutions
- iii) High quality health services
- iv) Increased household incomes
- v) Decent housing and plans
- vi) Clean environment
- vii) Adequate skills

Six major areas of focus have been identified as the key drivers towards the realization of the above transformation namely; Trade, industrialization and tourism development; Education and youth development; Health and nutrition; Environment; water and sanitation; and lands, physical planning and housing.

#### **i) Trade and Industrialization**

The sector is relatively small and not dynamic enough to function as, an engine of economic growth in the county. It is bedeviled with a number of challenge including: low value addition; limited market access, high cost of utilities and support services leading to un-competitiveness, inadequate skilled industrial human resource; limited access to affordable short and long term finance, limited technology transfer and uptake, low attraction of local and national investment, limited access to appropriate finance and access to markets; poor infrastructure, weak management structures, weak linkages with research institutions, poor product quality, and lack of access to skilled labour

Existing opportunities for trade and industry rotates on the support offered in the creation of an enabling business environment and pilot value-addition projects to address employment creation as a means to reduce poverty. In Migori County, the value addition pilot projects needed should address the following:

- Product development and market diversification for commercial crafts
- Fruit processing
- Sanitary standards for handling and packaging horticultural and fishing products
- Production technology for local arc welding machines
- Technology transfer and capacity building in honey processing
- Efficient production of bricks and clay products
- Leather tanning
- Development of fisheries and beef clusters
- Piloting on bio-gas
- Water bottling
- Furniture making
- Mining

Providing affordable, high quality and accessible infrastructure will be the gate for crowding in more private investments in the industrial sector, SMEs Parks, Industrial Parks

The sector is expected to play a critical role in propelling the county economy and in supporting the country's social-economic transformation development agenda. In order to realize the desired goals, a number of projects and programmes have been identified to be implemented over the Plan period including ; Development of SME Parks, , Industrial Parks, value addition and market access development, Construction of a bonded warehouse at Isebania; Construction of modern markets and market sheds and Construction, equipping and staffing of County Business Information Center and Creating an enabling environment for businesses to thrive In addition the, conduct trainings for business people, construct VIP and modern water -borne toilets to improve sanitation and hygiene and construct boda- boda sheds in order to create space for boda-boda traders and reduce congestion.

### **ii) Cooperatives Development**

Co-operatives are crucial vehicles for mobilization of domestic resources for investment in productive economic activities. The main objective of this sub-sector is to facilitate efficient management practices among co-operatives to enable them play their integral role in addressing the key county objectives namely savings mobilization, improved access to affordable credit and other financial services, improved productivity, processing, and marketing of value added goods and services

The department shall continue to establish the necessary capacity to enhance cooperative development services by; ensuring sustainability of existing cooperatives and reviving dormant ones, improving access to affordable credit facilities by encouraging a saving culture amongst members and improve cooperative audit services to ensure transparency and accountability. The department shall also assist in the process of registering producer business groups and strengthening them to assist in accessing regional markets and beyond.

### **iii) Tourism**

The County aspires to be a preferred destination for both local and international tourists that will result in employment creation and increase in household incomes. Attractions include natural or man-made, cultural, historical, equestrian, aquatic, aerial, eco-tourism, recreational and environmental facilities for tourists. The existing attractions are diverse in nature and include: The sandy beaches of Muhuru and Karungu bays along L. Victoria, historical and cultural sites of Mugabo caves in Muhuru Bay, God Kweru Religious shrine, the Crying stone of Kuria East, the famed Thim Lich Ohinga ruins, Gogo falls, Macalder mines and the famous Migingo island. There are also informal and community based attractions, although information is inadequate as to their number and quality

Among the strategies proposed to revive the sub-sector during the plan period include; intensive marketing of the County on the global stage as a tourism destination by establishing blogs, organization of cultural events, increasing the county visibility through visual and print media; working closely with Tourism Regulation Authority (TRA) to standardize and classify the county hotels ; promoting substantial investment in service business through partnerships with private investors,; development partners and other counties under the Lake Basin Economic Bloc and development of the Lichota Airstrip. Other efforts includes provision of incentives for the establishment, refurbishment, conservation, reconstruction, and repositioning of attractions in the market and other strategic places to stimulate growth in the sub-sector



## Sector Mission, Vision, Development Needs, Priorities and Strategies

VISION: To be a global leader in promoting Trade, Tourism, Investment, Co-operative movement and private sector development	SUB SECTOR	COMMUNITY DEVELOPMENT NEEDS	PRIORITIES	STRATEGIES
<b>Mission:</b> To facilitate Trade, Investment, Tourism, Industrialization and Co-operative Development by championing an enabling environment for regional and national business to thrive.	TRADE	Modern markets, economic empowerment, livestock markets, Enhanced cross-border trade, Consumer protection and fair-trading practices, Alcoholic drinks control and regulation	Promote and develop the growth of SMEs, Improvement of trade infrastructure, Promote investment and export, Effective consumer Protection and Fair-trade practices, Effective and efficient alcoholic drinks control and regulation.	Construct a Bonded Warehouse at Isibania, conduct business training and field visits, develop modern markets, market sheds, , construct , equip and staff County Business Information Centre, development of supportive policies and legislations such as one on industrialization. Construction and equipping metrology laboratory, Hiring of the technical staff, Purchase of standards and test equipment ,Purchase of utility vehicle, Licensing liquor outlets and continuous inspection to ensure compliance ,Construction of rehabilitation and treatment Centre, Creating awareness on effects of alcohol abuse through public participation ,
	TOURISM	Local museums Tourist Beach Resorts and other tourist facilities in the county.	Increased tourism promotion, marketing and development .	Mapping, profiling, development, promotion and marketing of county tourism products, Establishment of a Cultural Tourism Complex Theatre with art gallery, tourism resort and big conference facility with a capacity of over 200 people at Thimlich Ohinga Cultural Heritage Centre, Construction of Tourism Beach Resort in Muhuru Bay, Development of county tourism guides, Establishing and promoting county tourism circuit, Participating in local and international tourism conferences, Promoting annual county tourism and cultural festival, creation of a tourist and recreation zone
	COOPERATIVES	Empowered agricultural cooperatives, affordable credit facilities, capacity building on cooperatives development,	Improved cooperative development.	Educate Sacco members and carry out workshops for committees, Hold annual cooperative events, Carry out spot check on SACCOS, establish cooperative fund, Audit all SACCOS for compliance, Establish County Co-operative Development Fund, Establish County Coffee roasting, blending, packaging and branding Union for supplying the local and regional markets., Promote value addition in agro based co-operatives, Promote a saving culture and establish a member owned county micro finance

## Improved trade and tourism by 2022



*Open air Market in parts of the county (2018) Envisioned market sheds by 2022*



*Envisioned Bonded warehouse by 2022. Market Tourism Attraction Sites to Increase Domestic and International Tourism*



*Traditional minning methods in 2018*

*Vision 2022 mordern mining methods*

### iv) Quality Education and Social Services

The department of education shall endeavour to ensure; equal access to education, improved educational standards and innovation.

Key strategies to enhance accessibility to education shall include; construction and equipment of TVETs and ECDEs centres and classrooms, enhancement of capitation and grants to institutions, promotion of public- private partnerships and assistance of needy and bright students through the governor's scholarship and ward bursary. In addition, priority investments shall target areas such as; Employment of sufficient trained ECDE teachers and tutors of vocational and technical training

institutions, provision of sufficient teaching and learning aids, improving the learner to facilitators ratio to the national standard of 1:40, developing educational delivery standards, strengthening teachers' supervision and enhancement of ICT integration in education at all levels geared towards improving education standards and innovation in education.

**v) Gender and Social Services**

The predominant gender issues in the county include sexual abuse/violence, early marriages, female genital mutilation, domestic violence, widow inheritance and gender gaps in accessing and control of resources, decision making, political and employment opportunities.

During the plan period, the following shall be prioritized, equity in distribution of resources and opportunities, empowerment and protection of the vulnerable community members. This shall be realised through establishment of protection centres for vulnerable women and children and adhering to the gender rule. Promotion of girl child education shall be emphasised so as to increase their enrolment, retention and transition rate through provision of sanitary pads and counselling services.

**vi) Youth Development, Sports and Culture**

At least 20 per cent of the county's population is composed of youth between the age 15-30 years who faces several challenges ranging from unemployment, drug addiction, diseases and peer pressure and grouping. The priority strategic areas are: employment creation; health; education and training; sport and recreation; the environment; art and culture; youth and the media; and youth empowerment and participation in national life.

The County government in collaboration with National Government agencies such as Youth Enterprise Fund, CDF shall prioritize the following:

- Attract and facilitate investment in micro, small and medium enterprises commercial infrastructure, such as business or industrial parks, stalls, markets or business incubators that will be beneficial to youth-owned enterprises
- Support youth-oriented micro, small and medium enterprises to develop linkages with large enterprises
- Facilitate marketing of products and services of youth-owned enterprises in both the domestic and the international markets
- Provide funding and business development services to youth-owned or youth-focused enterprises
- Provide loans for on-lending to youth-owned enterprises
- Develop Migori Stadium to a state of the art stadium
- Modernize all the county and sub-county stadia
- Organize cultural activities

### Vision, Mission, Community Development Needs, Priorities and Strategies

<p><b>VISION</b> Leading in educational excellence and socio- cultural development for sustainable growth in Migori County</p> <p><b>MISSION</b> To promote and co-ordinate education, diverse cultures, sports and gender issues for all in Migori county</p>	SUB SECTOR	COMMUNITY DEVELOPMENT NEEDS	PRIORITIES	STRATEGIES
	EDUCATION	Availability of Bursaries and Scholarship Fully equipped and Functional ECDE Centres Sufficient trained ECDE teachers	Infrastructure development, Early childhood development Efficient and effective services at the ECDE level	Increase allocation in the Governor’s scholarship and ward development bursaries, Construct and equip ECDE, Recruit more ECDE teachers.
	YOUTH POLYTECHNICS	Fully equipped and functional Model VETCs Availability of Subsidized tuition fees for VETCs	Increase enrolment in the VETCs	Construct and equip VETC. Recruit Instructors and trainers,
	SPORTS	A functional Modern stadium of international standard.	Talent development, Sports development , Promote different cultures	Construct a stadium of international standards, Sponsoring existing sports clubs in the county, Holding talent identification activities, Promoting talents to national levels, Holding cultural events
	GENDER	A functional Gender Based Violence (GBVRC) Center Empowerment of women, youth, PWDS	Gender mainstreaming in sectors, Improve access to social protection funds for vulnerable groups, Increase funds to women and PWDS	Capacity building sectors, community on gender mainstreaming, construct a gender based violence centre. Establish a women enterprise fund and PLWD fund.



**ENVISIONED TRANSFORMATION IN ECD, SPORTS AND VOCATIONAL TRAINING BY 2022**



*E.C.D.E 2017*



*Modern E.C.D.E 2022 (Stadium)*



*2018 stadium*



*Vision 2022 stadium to promote talent development.*



*Well equipped vocational training centres.*

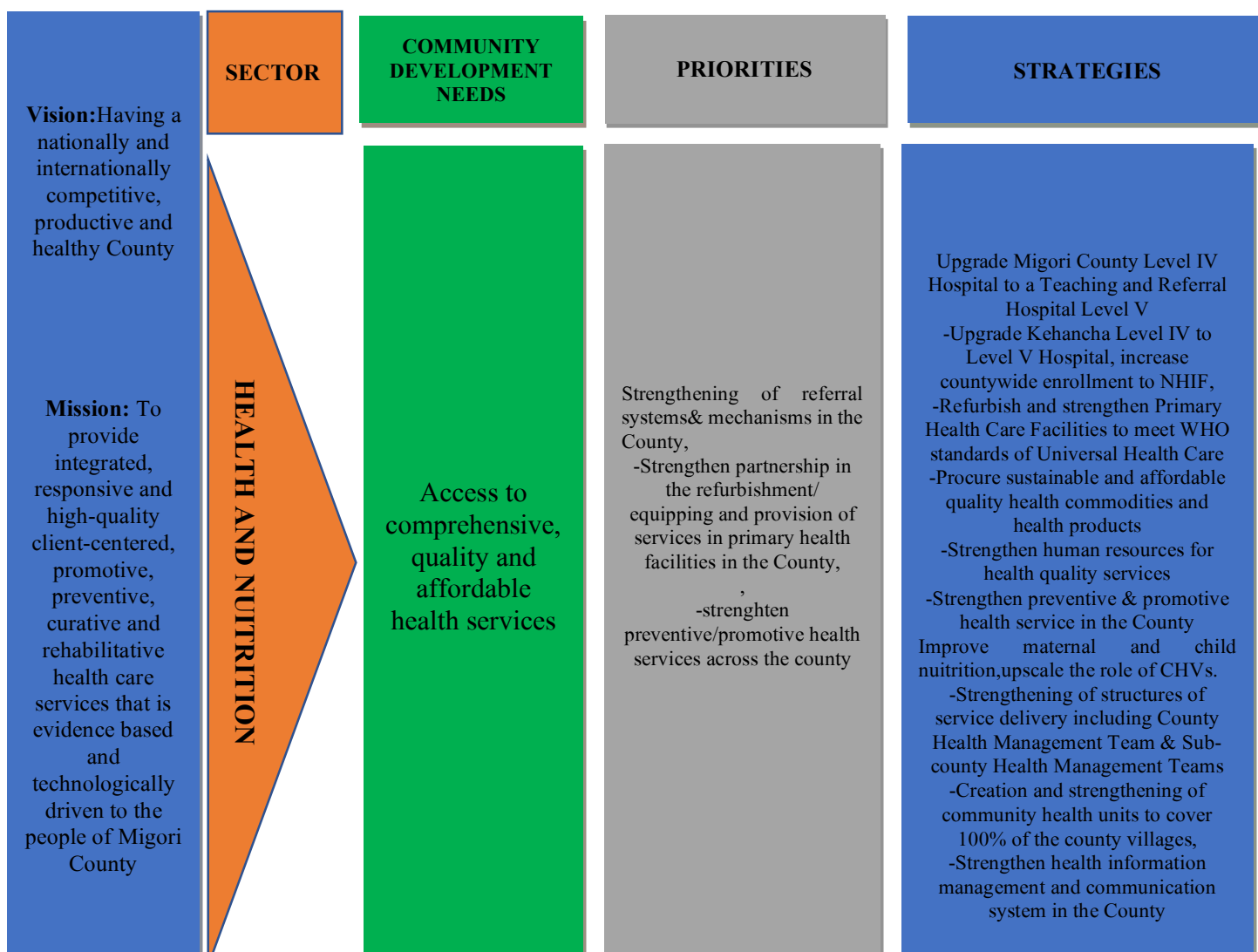
**vii) Health and Nutrition**

Over the next five years, the County Government in collaboration with the National Government and development partners shall endeavour to achieve at-least 90 percent of the targets under the Universal Health Coverage (UHC), consequently guaranteeing access to quality and affordable health care to all Migori residents and achievement of SDG 3- *Ensure healthy lives and promote well being for all at all ages.*

In order to increase access to specialized healthcare, efforts shall be directed towards: scaling up the provision of specialized medical equipment and increase the number of health facilities at the community level.

Further, the digitization of the health information management systems shall be upscaled in order to strengthen efficiency, promote transparency and reduce leakages. To enhance service delivery, the Migori County level IV hospital shall be upgraded to level five and eventually to a teaching and referral hospital.

**Sector Mission, Vision, Development Needs and Strategies**





**SECTOR'S VISION OF WELL EQUIPPED HEALTH FACILITIES OFFERING HIGH QUALITY HEALTH SERVICES BY 2022**



**viii) Environment, Natural Resources and Disaster Management**

This sector heavily depends on natural resources and will strive to achieve *SDG13* and *15*. During the plan period, the sector’s key priorities shall be waste management, pollution control, forest conservation and management, disaster management and climate change mainstreaming in all sectors.

**Sector Mission, Vision, Development Needs and Strategies**

	SUB SECTOR	COMMUNITY DEVELOPMENT NEEDS	PRIORITIES	STRATEGIES
<p><b>Vision:</b> The Department is envisioned to provide a clean, secure and sustainably managed environment conducive for county’s prosperity</p> <p><b>Mission:</b> To Promote, Conserve, and protect the environment and to implement strategies for Disaster mitigation through community empowerment and enforcement of existing legislation for sustainable county development</p>	Environment	Solid waste management Noise pollution free County	-Proper collection and disposal of solid and liquid waste	-Purchase of garbage collection trucks, Promoting public private partnerships in solid waste management, Enforcing noise regulation mechanisms, Developing policy on solid waste management
	Disaster Management	Disaster Preparedness	End drought and flood emergencies, Disaster risk management	<ul style="list-style-type: none"> <li>- Establishment of disaster committees at county and sub county levels</li> <li>- Conducting disaster trainings</li> <li>- Developing and implementing disaster policy</li> </ul> Acquisition of fire engines <ul style="list-style-type: none"> <li>- Stock piling of disaster response items</li> <li>- Community sensitization on disaster preparedness</li> </ul>
	Natural Resource	Forest products and services (timber, medicinal, fibre, fruits, energy etc) <ul style="list-style-type: none"> <li>- Clean and sufficient water at the source</li> <li>- Fair trade</li> <li>- Safety during mining</li> </ul>	Achieving minimum national 10% tree cover legal requirement <ul style="list-style-type: none"> <li>- Climate change adaptation and mitigation</li> </ul>	Greening schools and other institutions <ul style="list-style-type: none"> <li>-Urban forestry, agro forestry and afforestation, Roadside tree planting</li> </ul> Establishing of arboreta, Riverbank protection through planting water friendly trees, Catchment protection through tree planting to reduce siltation, spring protection, Sustainable sand harvesting <ul style="list-style-type: none"> <li>-Capacity building and advocacy</li> <li>-Reduce green-house gases emission</li> </ul> Capacity building on Mining Act 2016 e.g NCKK, Training on Occupational Health and Safety, Compliance with environmental regulations EIA and EA (EMCA 387), Developing artisanal mining policy- Creation of recreational parks- Strengthening of institutional frameworks e.g WRUAs

**SECTOR’S VISION OF CLEAN AND A GREEN ENVIRONMENT BY 2022**



*2018-Dumpsite*



*2022-Solid waste treatment plant*



*Degraded hill top 2018*



*Re-afforestation-2022*

**ix) Water Sub Sector**

Water is vital not only for life and health but also remains a major propeller of development and investment. This department is charged with the responsibility of supplying clean and safe water for domestic and commercial use for the people of Migori. The county boasts of various natural water sources which can be harnessed to meet the ever-growing need.

In order to achieve its vision in line with SDG 6, several initiatives have been earmarked to be implemented during the current plan period including: equipping drilled boreholes, connecting urban populations to existing water supply schemes, capacity building of the facility management committees, rehabilitation and construction of pans and dams, spring protections and promotion of modern technologies on water harvesting, rehabilitation of existing water systems among other strategies.

**Sector Mission, Vision, Community Needs, Priorities and Strategies**

VISION	SUB SECTOR	COMMUNITY DEVELOPMENT NEEDS	PRIORITIES	STRATEGIES
Access to reliable, quality and affordable Water and Energy Services for Migori County residents			-Provision of potable Water to urban and peri-urban populations	-Equip drilled boreholes and distribute water to the population by the County Government and development partners -Connect urban population to existing water supply schemes



**CLEAN AND SAFE WATER FOR ALL BY 2022**



*2018 Women fetching water from swamps*




*Drilled borehole by 2022*



*Rehabilitated water treatment system by 2022*



*Transportation of water using carts in 2018*



*Piped water in 2022*

**x) Lands, Housing and Physical Planning**

In the attempt to achieve SDG 11, *Make cities and human settlements inclusive, safe, resilient and sustainable*, the County Government shall liaise with the National government and other partners including the World Bank and National Housing Corporation (NHC) to provide efficient land administration services, urban planning, valuation and survey services, promote sustainable housing development and management and develop the county spatial plan

**Sector Mission, Vision, Development Priorities and Strategies**

	SUB SECTOR	COMMUNITY DEVELOPMENT NEEDS	PRIORITIES	STRATEGIES
<p><b>VISION</b> Excellence in land management and provision of adequate and affordable Housing in well planned spaces for sustainable development of Migori County.</p> <p><b>MISSION</b> To facilitate improvement of livelihoods of Migori County residents through efficient planning, administration and management of land and ensure access to adequate, quality and affordable housing</p> <p><b>GOAL</b> To ensure proper and timely management of land for sustainable development</p>	LANDS AND SURVEY	<p>Title deeds Resolved boundary issues. Effective and efficient services</p>	<p>-Registration of all types of land -Capacity development -Policy and Legal Framework</p>	<p>Capacity building and awareness creation on land management and administration individuals and institutions Support participatory land planning processes for formulation of land use plans, development plans and spatial plan. Support establishment of land policy and legal frameworks for improves land governance in line with the voluntary guidelines for responsible governance of tenure. Collaborate with land registry in issuance of title deeds.</p>
	PHYSICAL PLANNING	<p>Planned towns and urban centres</p>	<p>County Spatial Plan, Spatial framework, Land suitability and capability map, urban areas plan</p>	<p>Formulation and implementation of county spatial plan, spatial framework and land suitability and capability map Establishment of a functional Geographic information system laboratory with relevant human resource and funding</p>
		<p>Affordable housing units</p>	<p>Marshal plan to improve existing housing assets and construction of new housing units. County housing policy</p>	<p>Promote sustainable partnerships in housing development and management</p>

**HOUSING**

**Well Planned Towns and Affordable Housing For All By 2022**



*Unplanned Awendo town in 2018*

*Envisioned planned low cost housing Awendo town*

**Improved and affordable housing**



*Grass thatched house in 2018*

*envisioned Low cost housing by 2022*



## 5.5 PILLAR 4: GOOD GOVERNANCE

Under this pillar, it is envisioned that power in the county shall be exercised in a manner that promotes effective management of the county's economic and social resources for development. In order to effectively play its role towards achieving the devolution agenda, the county Government shall rely on support from the National Government towards three priority areas of enhanced financing, development of legal and regulatory frameworks for Public Finance Management (PFM) and human resource development. The key sectors under this pillar are the Executive, the County Assembly, Public Service Management, the County Public Service Board and Finance and Economic Planning.


### i) The County Executive

This sector is tasked with implementation and coordination of all development projects in the county. It is also charged with the overall enforcement of all the laws passed by the county assembly. It is comprised of the Office of the Governor, the Deputy Governor and executive committee members appointed by the Governor.

During this plan period, the county shall ensure a corruption-free environment in its public service delivery through promotion of transparency and accountability, strengthening of the legal framework to inculcate ethics and integrity and enhanced access to information and data by the public. It shall further ensure an efficient and well co-ordinated civil service and a peaceful co-existence environment for the attainment of sustainable and equitable development.

### Sector Vision, Mission Development Need and Strategies

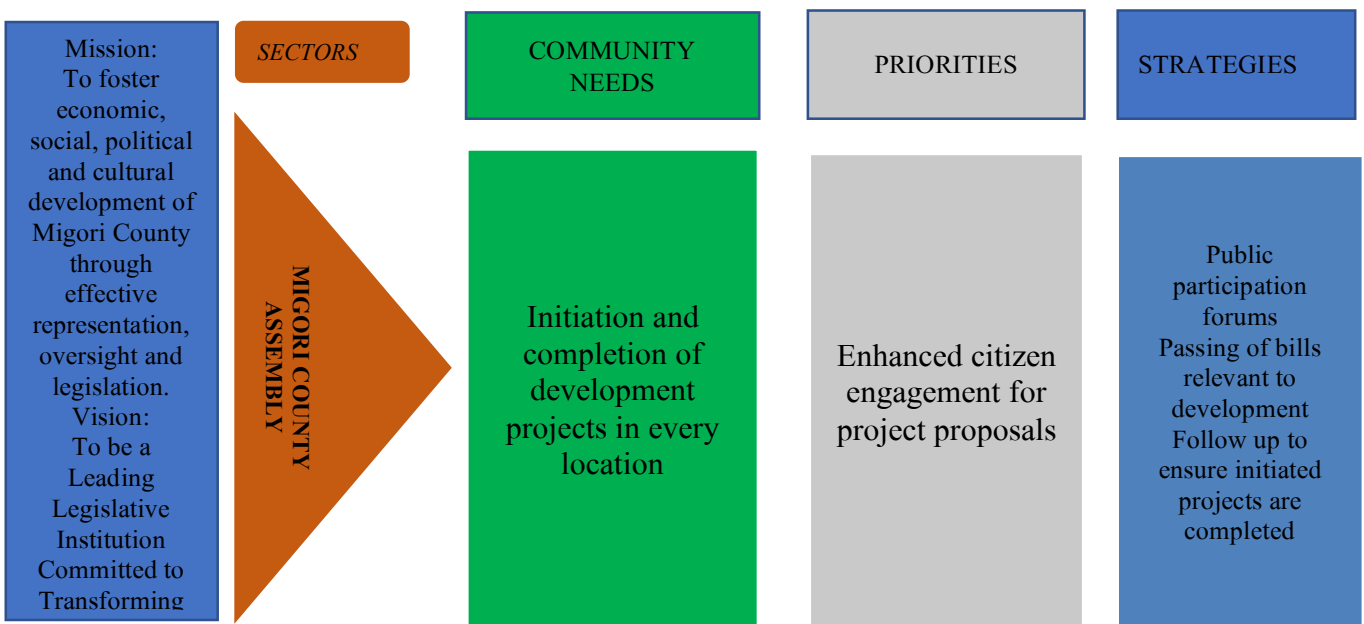
	SECTORS	COMMUNITY NEEDS	PRIORITIES	STRATEGIES
<b>MISSION</b> To provide leadership in policy direction, resource mobilization and management, for quality service delivery  <b>VISION</b> A leading sector in public policy formulation, implementation, coordination.	OFFICE OF THE GOVERNOR	Improved service delivery	Coordination and supervision of county affairs.	-Regular public participation forums -Regular Governor's barazas -Civic education -Enforcement of cabinet decisions -Development of feedback mechanisms
	OFFICE OF THE DEPUTY GOVERNOR	Peaceful cohesion for development Interdepartmental coordination	Peace building and conflict resolution Enhanced follow-up on the county development agenda	Regular peace initiative forums Organization of public barazas Regular departmental meetings
				-Development of service



**ii) County Assembly**

This arm of the county government is charged with legislative, representation and oversight functions with a view to ensuring prudent, equitable distribution and optimal utilization of available resources. In this plan period the Assembly shall prioritize the enactment of people-centered legislations and enhanced oversight to ensure that the citizens are the ultimate beneficiaries of devolution. To promote performance and strengthen independence in County Assembly’s management for effective and efficient service delivery, the assembly shall construct and equip an ultra-modern assembly complex, library and ward assembly offices, modernize the county assembly chambers, install broadcasting equipment, and construct the county assembly speaker’s residence.

**Sector Vision, Mission Development Need and Strategies**



**iii) Finance and Economic Planning**

This sector is charged with maintaining a balance between the financial resources available to the County and financing the social needs of the people.

In this plan period, emphasis shall be placed on achieving revenue collection targets, adequately planning and budgeting for the available resources, adherence to the Public Procurement and Asset Disposal Act No. 33 of 2015, timely disbursement of finances through the IFMIS and development of internal control systems to ensure funds are utilized for intended purposes.



## Sector Vision, Mission Development Need and Strategies

	SUBSECTOR	COMMUNITY DEV NEEDS	PRIORITIES	STRATEGIES
<p><b>MISSION</b> To build and preserve excellence in economic planning and financial management through optimal resource mobilization, allocation and utilization to ensure inclusive and sustainable development</p> <p><b>VISION</b> Excellence in economic planning and financial management for inclusive and sustainable prosperity</p>	<b>ECONOMIC PLANNING</b>	<p>Participatory planning Consideration of community project proposals in the budget</p>	<p>Participatory Policy planning and budgeting</p>	<p>Inclusive policy formulation and implementation in county development and service delivery. Implement development planning frameworks</p>
	<b>FINANCE</b>	<p>Transparency, accountability and value for money Timely disbursement of funds to projects and increased funding for County development programmes Regular dissemination of information/sensitization on financial matters Optimum collection of revenue from all streams Ridge gap in financing requirements</p>	<p>Prudent financial management, Resource mobilization</p>	<p>Improvement of revenue collection infrastructure. Adhere to Accounting standards and procedures Enforcement of public procurement and disposal standards and procedures Implementation and enforcement of the annual finance acts and related laws Full automation of the revenue collection services Mapping of new revenue streams Improvement of internal control systems Mapping of potential partners</p>

### iv) Public Service Board and Public Service Management

The Board is the recruitment agency for the county government, tasked with ensuring that the county hires qualified and competent staff, able to deliver on the development agenda. Public Service Management co-ordinates the available labour force for efficient service delivery and ensures that the services are taken closer to the people.



During this plan period, these two departments shall work hand in hand to ensure that performance management is implemented in line with the National Values and Principles of Governance. They shall further implement reforms aimed at improving efficiency and effectiveness in service delivery

through a public service that is citizen-focused, ethical, professional and result oriented through Performance Contracting. In collaboration with the national government and development partners, capacity building shall be carried out for county employees to enhance service delivery.

Civic education and public participation shall be conducted for all programmes to enable the community own programmes and projects undertaken by the government. Governor’s forums shall be held annually for the community to conduct social audit on the performance of the county.

Establishment of village administrative units shall be done to decentralize services to the village level.

### Sector Vision, Mission Development Need and Strategies

VISION	SUB SECTOR	COMMUNITY DEVELOPMENT NEEDS	PRIORITIES	STRATEGIES
<p>A leading sector in public policy formulation, implementation, coordination, supervision and prudent resource management</p> <p><b>MISSION</b> To provide Leadership and Policy Direction in Resource Mobilization and Management for quality Public Service delivery</p>	 <p><b>PSM</b></p>	<p>Employment opportunities Public participation, Village administration</p>	<p>Human resource development Decentralize service units Public participation Civic education</p>	<p>Hold governor’s annual public forums Strengthen public participation as per public participation policies and legislations and decentralized civic awareness Construction, equipping and operationalisation of decentralized units upto village level Implementation of performance management system Capacity building</p>
<p>To be a leading County Public Service Board which is a bench mark for a high performing, dynamic and ethical County Public Service in Kenya</p> <p><b>MISSION:</b> To Transform Migori County Public Service into a Vibrant, Efficient, Professional and Ethical for the Realization of the County Development</p>	 <p><b>MCPSB</b></p>	<p>Accessible services to all Efficient service delivery</p>	<p>Human resource management</p>	<p>Recruitment of qualified personnel Disciplinary Control</p>

## 5.6 PROGRAMME AND SUB PROGRAMMES

### Pillar 1: Infrastructure Development.

#### 5.6.1 Roads, Public Works and Transportation

<b>Programme Name:</b> Road Development, Maintenance and Management								
<b>Objective:</b> To improve access to all areas of the county								
<b>Outcome:</b> IMPROVED COUNTY ROAD NETWORK								
Sub Programme	Key Outcome	Key performance Indicators	Planned Targets					Total Estimated Budget
			Year 1	Year 2	Year 3	Year 4	Year 5	
Road network improvement	Improved accessibility	Km of county roads designed	7	8	4	3	3	50M
		Km. of roads upgraded to all weather roads	400	400	400	400	400	3B
		Km of roads tarmacked	5	5	5	5	5	3B
		Km. of roads opened/improved	300	300	300	300	300	2B
		Km of urban pavements made		3	4	4	4	2B
Construction of Bridges and maintance	Improved accessibility	No.of bridges/box culverts/foot bridges designed	10	10	10	10	10	60M
		No. of bridges /Box culverts/Foot bridges constructed	10	10	10	10	10	2B
Mechanization services	Increased work efficiency	No. of graders purchased	-	1	1	1	-	108M
		No. of Back hoe loaders purchased	1	1	-	-	-	21M
		No. of Prime movers purchased	-	-	1	-	-	-
		No. of tippers purchased	2	3	-	-	-	70M
Road management services	Reduction in road fatalities and reduction of road construction costs.	Km of roads maintained	900	1000	1400	1700	2100	3.5B
		% reduction in road fatalities	10%	15%	20%	25%	30%	1B
		Km of roads rehabilitated	20	30	30	30	30	800M

<b>Programme Name:</b> Building Infrastructure Development								
<b>Objective:</b> To improve working environment and enhance standards for roads and building works								
<b>Outcome:</b> Effective and efficient services								
Sub Programme Name	Key Outcome	Key Performance Indicators	Planned Targets					(000)
			Year 1	Year 2	Year 3	Year 4	Year 5	Total Estimated Budget
County Building Construction Standards	Improved building services	% increase in project services requisitioned.	30%	40%	50%	60%	70%	15M



<b>Programme Name:</b> Building Infrastructure Development								
<b>Objective:</b> To improve working environment and enhance standards for roads and building works								
<b>Outcome:</b> Effective and efficient services								
Sub Programme Name	Key Outcome	Key Performance Indicators	Planned Targets					(000)
			Year 1	Year 2	Year 3	Year 4	Year 5	Total Estimated Budget
		% implementation of Legislations for standards and policies	75%	25%	100%	0	0	
Public Buildings and Bridges Inspectorate Services	Safe and functioning structures.	% increase in structures and bridges requisitioned	80%	90%	95%	95%	95%	15M
Private Buildings Inspectorate Services	Safe and functioning structures	% increase of inspections for structures requested	30%	40%	50%	60%	70%	15M

### 5.6.2 Information Communication and Technology

<b>Programme;</b> Information Communication and Technology Development								
<b>Objective;</b> Improved Connectivity and ICT platforms and coverage								
<b>Outcome:</b> E-governance, Innovation, Connectivity and Skills development								
Sub Programme	Key Outcome	PerformanceKey indicator	Year 1	Year 2	Year 3	Year 4	Year 5	Total EstimatedBudget
ICT Infrastructure and Connectivity	Increased ICT connectivity and Communication	% increase in ICT infrastructure developed	70	80	80	80	90	15M
Public service delivery systems		% increase of ICT Connectivity in all offices	70	80	70	80	90	15M
E-governance and ICT Capacity Training	Efficient and effective service delivery	% increase in the population with knowledge on ICT	50	60	70	80	90	10M
		% increase in the population accessing county government services.	65	70	80	90	95	100M

### 5.6.3 Energy

<b>Programme Name:</b> Energy Development								
<b>Objective:</b> To optimize the utilization of renewable energy resources								
<b>Outcome:</b> Increased use of renewable energy								
Sub Programme	Key outcome.	Key performance Indicators.	Year 1	Year 2	Year 3	Year 4	Year 5	Total Estimated Budget 'Million'
Green energy development	Efficient and effective service delivery	% implementation of Energy masterplan	50%	60%	65%	65%	70%	20M
		% increase of county energy audit carried out	0	50%	0	0	100%	2M

<b>Programme Name:</b> Energy Development								
<b>Objective:</b> To optimize the utilization of renewable energy resources								
<b>Outcome:</b> Increased use of renewable energy								
<b>Sub Programme</b>	<b>Key outcome.</b>	<b>Key performance Indicators.</b>	<b>Year 1</b>	<b>Year 2</b>	<b>Year 3</b>	<b>Year 4</b>	<b>Year 5</b>	<b>Total Estimated Budget 'Million'</b>
		% Implementation green energy standards.	60%	65%	70%	75%	80%	2M
		% increase in HH. connected micro-grids	5%	10%	15%	20%	25%	60M
		% increase in household beneficiaries	25%	25%	30%	30%	30%	15M
	Improved access to renewable sources of energy.	% increase in HH accessing biogas energy	15	20	25	30	35	60M
		% increase in HH using Improved MEKO	20%	25%	30%	30%	30%	15M
		% increase in campaigns carried out on renewable energy	5%	15%	20%	20%	25%	14M
Electrical Works	Enhanced access to electricity	% increase in HT, LV lines and transformers installed	12%	14%	14%	14%	14%	280M
		% increase in households connected to the main grid	10%	15%	20%	25%	25%	210M
		% of street lighting and electrical installation done	20%	40%	45%	50%	55%	25M

## Pillar 2: Food Security

### 5.6.4 Agriculture Development

<b>Programme Name:</b> Policy, Planning, General Administration and Support Services			
<b>Objective:</b> To provide efficient and effective support services for agricultural programmes			
<b>Outcome:</b> Efficient and Data Management of Agriculture			
	<b>Key Outcome</b>	<b>Planned Targets</b>	

Sub Programme		Key performance Indicators	Year 1	Year 2	Year 3	Year 4	Year 5	Total Estimated Budget
Field Extension Services and Support Programme	efficient and effective extension services and support programme	% increase in extension services and service delivery	100%	100%	100%	100%	100%	200M
Agriculture, research training and Infrastructure development	Improved agriculture technology	% of farmers who have adopted new technologies	80%	85%	85%	90%	95%	300M
		% implementation of technology partnership with research institutions	55%	60%	80%	80%	85%	10M
Agricultural mechanization	Increased access and utilization of Agriculture mechanization services	% increase in farmers who access agriculture machinery	60%	65%	70%	70%	75%	40M

Programme Name: Crop Development and Management								
Objective: To increase agricultural productivity and outputs								
Outcome: Increased Food Security and Income								
Sub Programme	Key Outcome	Key performance Indicators	Planned Targets					Total Estimated Budget
			Year 1	Year 2	Year 3	Year 4	Year 5	
Crop Development	Increased food security and income	% of farmers adopting improved crop production technologies	80%	80%	85%	85%	90%	20M
		% increase of farmers accessing quality farm inputs	70%	75%	80%	85%	90%	20M
		Proportion of population receiving food or dietary subsistence	65%	70%	80%	85%	95%	30M
Agribusiness and information Management		% increase of farmers adopting improved farming and value addition technologies	75%	80%	85%	85%	90%	35M
Agricultural Value Addition and markets	Strengthened produce marketing systems for local and export markets	% of inventions implemented per value chain	80%	85%	90%	90%	95%	40M
		% increase agricultural products reaching local and external markets	30	35	40	45	50	30M
	Agro-processing and value addition	% increase in value of investment in agricultural processing set up	5		7		7	30M
Climate smart agriculture interventions,	Propotion of farmers adopting climate smart	% increase in acreage under NERICA rice	25%	25%	30%	30%	30%	100M
		% increase in Acreage under high value crops	20%	20%	25%	25%	25%	120M

<b>Programme Name:</b> Crop Development and Management								
<b>Objective:</b> To increase agricultural productivity and outputs								
<b>Outcome:</b> Increased Food Security and Income								
Sub Programme	Key Outcome	Key performance Indicators	Planned Targets					Total Estimated Budget
			Year 1	Year 2	Year 3	Year 4	Year 5	
practices and technologies.	agriculture interventions	% increase Acreage under drought tolerant crops	15%	20%	25%	30%	35%	50M
		% increase in green houses established	20%	25%	30%	35%	35%	200M
		% increase in acreage under white sorghum	5%	10%	15%	25%	25%	100M
Sustainable Agricultural land use and Environmental management	Improved and sustained agricultural production	% increase in crop acreage under irrigation	50%	60%	70%	75%	75%	50M

#### 5.6.5 Livestock Production

<b>Programme Name:</b> Livestock Production and Management								
<b>Objective:</b> To Increase livestock productivity and market access								
<b>Outcome:</b> Improved Performance of The Livestock Industry								
Sub Programme	Key Outcome	Key performance Indicators	Planned Targets					Total Estimated Budget
			Year 1	Year 2	Year 3	Year 4	Year 5	
Livestock market development	Increased livestock trade	% increase in livestock traded	50%	55%	65%	70%	75%	20M
		% increase in market access to livestock traders	45%	50%	60%	65%	70%	10M
Enterprise development and value addition	Improved quality, quantity and variety products% increase in value added livestock products in the market	% increase in value added livestock products in the market	50%	65%	70%	75%	80%	20M
	Increased availability of locally processed feeds	% increase in locally manufactured livestock feeds	40%	45%	50%	55%	60%	30M
Breeds improvement	Sustainable livestock-based livelihood	% reduction in drought related livestock mortality	50%	55%	60%	65%	70%	5M
		% increase in the amount of livestock products	55%	60%	65%	70%	75%	10M
		% increase in farmers provided high breed animals	50	60	65	70	75	20M

### 5.6.5 Veterinary Services

<b>Programme Name:</b> Veterinary Services and Management								
<b>Objective:</b> To protect the environment and safeguard human health								
<b>Outcome:</b> Improved Health of Livestock and Humans								
Sub Programme	Key Outcome	Key performance Indicators	Planned Targets					Total Estimated Budget
			Year 1	Year 2	Year 3	Year 4	Year 5	
Livestock disease and vector control and management	Reduced disease incidences	% reduction in disease outbreaks	50%	55%	60%	65%	70%	5.5M
		% reduction in vector borne infections	60%	65%	70%	75%	80%	15M
Veterinary public health management	Safeguard human health and protect the environment	% reduction in the incidences of zoonotic diseases	50%	55%	65%	70%	75%	20M
Livestock breeding services	Increase production and productivity	% increase in quality in livestock products	60%	65%	70%	75%	80%	25M

### 5.6.7 Fisheries Development

<b>Programme Name:</b> Fisheries Development and Management								
<b>Objective:</b> To promote sustainable management of capture fisheries and aquaculture development								
<b>Outcome:</b> Sustainable Management of Fisheries Resources In Lake Victoria								
Sub Programme	Key Outcome	Key performance Indicators	Planned Targets					Total Estimated Budget
			Year 1	Year 2	Year 3	Year 4	Year 5	
Aquaculture developmetn	Increased fish quality,quantity and production	% increase in Metric tons of fish produced by fish farmers	50%	55%	60%	65%	70%	20M
Capture Fisheries Development and Management	Increased fish capture from riverine sources	% increase metric tons of fish captured by riverine capture fishers	50%	55%	65%	75%	80%	30M
	Increased sustainable management of fisheries resources	% increase in inspections and patrols	50%	50%	50%	55%	60%	30M
Fish safety, Assuarance, value addition and marketing	Increased fisheries commercialization	% increase in revenue from fisheries	60%	65%	70%	75%	80%	20M
Fisheries policy, strategy and capacity building	Improved implementation of projects	% increase in beneficiaries' satisfaction index/year.	65%	70%	75%	80%	85%	30M

## Pillar 3: Socio-Economic Transformation

### 5.6.8 Trade, Tourism and Cooperative Development

<b>Programme Name:</b> Trade and Markets Promotion and Development								
<b>Objective:</b> To facilitate trade, investment and fair trade practices and consumer protection								
<b>Outcome:</b> fair trading environment and consumer protection								
Sub Programme	Key Outcome	Key performance Indicators	Planned Targets					Total Estimated Budget
			Year 1	Year 2	Year 3	Year 4	Year 5	
Trade development and Promotion of Smes Services	Accelerated trade development and promotion of sme's services.	%increase in population financially and economically empowered.	50%	60%	75%	80%	85%	224M
	Increased number of skilled entrepreneurs.	% increase in number of medium, small and micro enterprises.	60%	65%	75%	80%	85%	10M
Trade Infrastructure Development Services	Improved trading infrastructure and market accessibility	% increase in trade infrastructure	40%	50%	60%	70%	80%	320M
		% reduction in waterborne diseases	20%	25%	30%	35%	40%	250M
Metrological laboratory services.	Enhanced consumer satisfaction	% of businesses compliant with recommended weights and measures standards.	82%	84%	85%	88%	90%	300M
Regional economic integration	Enhanced cross border trade and cross county trade	% increase of projects implemented under the economic block	5%	10%	10%	15%	20%	200M

<b>Programme Name:</b> Alcoholic Drinks and Drug Abuse Control								
<b>Objectives:</b> Regulate Alcoholic Drinks and Drugs use.								
<b>Key Outcome:</b> Reduction in substance use and abuse.								
Sub Programmed	Key Outcome	Key Performance Indicators	Planned Targets					Total Budget 'Million'
			Year 1	Year 2	Year 3	Year 4	Year 5	
Infrastructure Development	Reduced cases of drug and substance abuse	% implementation of interventions on drug and substance use	5%	10%	10%	20%	25%	50M
Liquor Licensing	Increased county revenue	% increase in number of liquor agencies adhering to county liquor regulations	30%	45%	50%	55%	60%	25M

<b>Programme Name:</b> Industrial Development and Investment Services								
<b>Objective</b> To promote industrial development and enabling environment for investment.								
<b>Outcome:</b> Increased contribution of industry to the county economy								
Sub Programme	Key Outcome	Key performance Indicators	Planned Targets					Total Estimated Budget
			Year 1	Year 2	Year 3	Year 4	Year 5	
Promotion of industrial development and investments	Increased employment	% increase in number of industrial processors	10%	20%	25%	30%	40%	10M



<b>Programme Name;</b> Industrial Development and Investment Services								
<b>Objective</b> To promote industrial development and enabling environment for investment.								
<b>Outcome:</b> Increased contribution of industry to the county economy								
Sub Programme	Key Outcome	Key performance Indicators	Planned Targets					Total Estimated Budget
			Year 1	Year 2	Year 3	Year 4	Year 5	
Industrial parks and infrastructure development	Enhanced business environment for industrial development	% increase in newly processed licenses for manufacturing industries	50%	50%	50%	50%	50%	100M

<b>Programme Name;</b> Cooperative Development Services								
<b>Objective.</b> To develop a vibrant and self-sustaining cooperative movement.								
<b>Outcome:</b> A Vibrant and Self-Sustaining Cooperative Sector								
Sub Programme	Key Outcome	Key performance Indicators	Planned Targets					Total Estimated Budget
			Year 1	Year 2	Year 3	Year 4	Year 5	
Cooperative Development Services and promotion	Increased cooperative savings and borrowing	% increase in number of stable and performing societies	10%	15%	20%	25%	30%	50M
Cooperative oversight and compliance.	Improved accountability, transparency and good governance.	% increase in number of legally compliant societies	20%	25%	30%	35%	40%	20M
Cooperative policy, research and advisory	Increased diversification and innovation	% increase in individual cooperative annual incomes	25%	30%	45%	50%	55%	35M

<b>Programme Name;</b> Tourism Development								
<b>Objective;</b> To promote and market tourism in the county.								
<b>Outcome:</b> Increased Tourism Sector Contribution to the County's Earnings								
Sub Programme	Key Outcome	Key performance Indicators	Planned Targets					Total Estimated Budget
			Year 1	Year 2	Year 3	Year 4	Year 5	
Tourism promotion, investment and marketing	%implementation of tourism legal framework developed.	% increase of tourism earnings for the county	10%	15%	20%	25%	30%	8M
tourism products and services	Enhanced tourism marketing services and products	%increase in number of domestic and international tourists.	20%	30%	40%	50%	60%	50MH
	Branded tourism products and services	Level of county's national ranking	5	4	3	2	1	48M

<b>Programme Name;</b> Tourism Development								
<b>Objective;</b> To promote and market tourism in the county.								
<b>Outcome:</b> Increased Tourism Sector Contribution to the County's Earnings								
Sub Programme	Key Outcome	Key performance Indicators	Planned Targets					Total Estimated Budget
			Year 1	Year 2	Year 3	Year 4	Year 5	
		as a tourism destination						
Cradle of mankind circuit	A tourist circuit along the UN heritage site (Thim lich ohinga)	% increase in tourist arrivals and revenue	5%	10%	15%	20%	25%	10M

#### 5.6.9 Education, Gender, Sports, Youth Development and Culture

<b>Programme Name. 1.</b> Quality Management Services								
<b>Objective</b> To enhance effective and efficient services								
<b>Outcome:</b> Efficient service delivery								
Sub Programme	Key Outcome	Key performance Indicators	Planned Targets					Total Estimated Budget
			Year 1	Year 2	Year 3	Year 4	Year 5	
Quality assurance and standards services	Improved Curriculum implementation, supervision and assessment	% increase in schools inspected for quality	60%	70%	80%	85%	90%	20M
		% increase in beneficiaries satisfaction index	25%	30%	35%	40%	45%	10M
Sub county Education Office services	Efficient and effective service delivery	% increase in sub county offices	40%	45%	50%	55%	60%	15M
Disaster preparedness in schools	Improved emergency preparedness and response	% increase in emergency preparedness and response plans in place in schools	50%	55%	60%	65%	70%	10M

<b>Programme Name.2</b> Education support services								
<b>Objective</b> To provide educational support to needy students in order to improve education in the County								
<b>Outcome:</b> Improve quality in education								
Sub Programme	Key Outcome	Key performance Indicators	Planned Targets					Total Estimated Budget
			Year 1	Year 2	Year 3	Year 4	Year 5	
Bursary and scholarship	Improved access to education by vulnerable groups	% increase in students receiving bursaries(secondary and tertiary)	20%	25%	30%	35%	40%	600M
	Increased ECDE and VETC Subsidized/tuition	% increase in enrollment	35%	40%	45%	50%	55%	700M

<b>Programme Name:</b> 3. Child Care Support Services								
<b>Objective:</b> To provide and implement curriculum and co-curriculum activities to ECDE centres and Child care centres.								
<b>Outcome:</b> Improved quality in ECDE								
Sub Programme	Key Outcome	Key performance Indicators	Planned Targets					Total Estimated Budget
			Year 1	Year 2	Year 3	Year 4	Year 5	
Infrastructure development and sanitation improvement	Increased access to quality Early Childhood Development Education	% increase in NER	30%	30%	30%	30%	30%	200M
	Improved sanitation standards in ECDE centre	% reduction in waterborne disease cases in schools	15%	20%	25%	30%	35%	15M
		% increase in ECDE centres equipped	35%	40%	45%	50%	55%	25M
ECDE staffing	Improved ECDE services	% increase in ECDE teachers recruited	5%	10%	15%	20%	20%	20M
		% increase of ECDE supervisors recruited	5%	5%	5%	5%	5%	5M
School Feeding and nutrition Programme	Improved nutrition	% increase in retention rate	30%	35%	40%	45%	50%	30M
		% decrease in absenteeism	15%	20%	25%	30%	35%	
Child protection responsive services	Improved child welfare	% increase in number of cases of child protection reported and mitigated	5%	10%	15%	20%	25%	50M
		% increase in OVCS registered	10%	15%	20%	25%	30%	

<b>Programme Name:</b> 4: Youth Development & Empowerment								
<b>Objective;</b> To empower youths through entrepreneurial training, and Community support services								
<b>Outcome:</b> Acquisition of Knowledge and Skills								
Sub Programme	Key Outcome	Key performance Indicators	Planned Targets					Total Estimated Budget
			Year 1	Year 2	Year 3	Year 4	Year 5	
Vocational Education training	Increase youth empowerment	% increase in youths graduating from VETC	20%	25%	30%	35%	40%	50M
	Increased enrolment and retention	% increase in operational VETCs	23%	30%	40%	40%	40%	100M
		% increase in number of VETCs constructed and equipped	10%	15%	20%	30%	40%	200M
		% increase in tutors recruited	25%	30%	40%	40%	40%	100M

<b>Programme Name: 4: Youth Development &amp; Empowerment</b>								
<b>Objective: To empower youths through entrepreneurial training, and Community support services</b>								
<b>Outcome: Acquisition of Knowledge and Skills</b>								
Sub Programme	Key Outcome	Key performance Indicators	Planned Targets					Total Estimated Budget
			Year 1	Year 2	Year 3	Year 4	Year 5	
		% increase in level of sanitation in VETCs	20%	30%	40%	50%	60%	5 M
Youth Home craft Centres and enterprises services	Increased entrepreneurship skills among the youths	% increase in home craft centres constructed and equipped	10%	20%	20%	25%	30%	10M
		% increase in Youth Centres and saccos registered and funded	10%	15%	20%	25%	30%	

<b>Programme Name: 5: Sports and Culture Development Promotion</b>								
<b>Objective To promote talents, sports education and sports infrastructure</b>								
<b>Outcome: Nurturing Sports Talents</b>								
Sub Programme	Key Outcome	Key performance Indicators	Planned Targets					Total Estimated Budget
			Year 1	Year 2	Year 3	Year 4	Year 5	
Sports and talent development	Improved active participation in Sports and talents	% increase in sports event organized	40%	50%	60%	80%	85%	50M
		% increase in community clubs and teams supported	30%	35%	40%	45%	50%	
		% increase in sports teams sponsored	10%	15%	20%	25%	30%	
	Enhanced skills and expertise of Sports personnel	% increase in number of sporting utilities constructed	10%	15%	20%	25%	30%	200M
		% increase in number of professional players	10%	15%	20%	20%	25%	
	Improved sport facility	% increase in stadia upgraded to national standards	-	-	100%	-	-	300M
% increase in stadia refurbished and improved		-	-	-	100%	-	150M	
Talent development services	Increased talents developed	% increase in talents identified and developed	15%	20%	30%	20%	5%	10M
	Enhanced promotion of Paralympic games	% increase in Olympic games conducted	40%	30%	20%	10%	10%	
	Increased culture	% increase in heritage exhibitions,	25%	20%	15%	20%	5%	

<b>Programme Name: 5: Sports and Culture Development Promotion</b>								
<b>Objective</b> To promote talents, sports education and sports infrastructure								
<b>Outcome:</b> Nurturing Sports Talents								
Sub Programme	Key Outcome	Key performance Indicators	Planned Targets					Total Estimated Budget
			Year 1	Year 2	Year 3	Year 4	Year 5	
Culture and heritage conservation	awareness through cultural heritage exhibitions	conferences and symposiums held						5M
		% increase in population awareness of different culture heritage	40%	30%	25%	15%	10%	
	cultural centre, constructed and equipped	% increase in cultural centres constructed and equipped	-	-	100%	-	-	25M
Arts promotion and development	Strengthened Art & creative industry	% increase in visual & performing Arts exhibitions held	20%	25%	30%	40%	50%	5M

<b>Programme Name. 7: Gender and Equality Services</b>								
<b>Objective</b> To provide empowerment to Women and PWDs								
<b>Outcome:</b> Increased income to women and PWDs								
Sub Programme	Key Outcome	Key performance Indicators	Planned Targets					Total Estimated Budget
			Year 1	Year 2	Year 3	Year 4	Year 5	
Women empowerment enterprises and support services	Improved entrepreneurship and gender support services delivery	% increase in women groups involved in productive businesses	40%	40%	40%	40%	40%	30 M
		% increase in number of sectors implementing affirmative action at the work place	25%	30%	35%	40%	50%	
	Enhanced women participation in social, economic and political issues	% implementation of gender policy	10%	25%	45%	70%	100%	20M
	Reduced GBV and SGBV cases	% reduction of gender-based violence cases	30%	35%	40%	50%	60%	100M
Gender mainstreaming	Institutionalized gender responsive planning, budgeting and evidence based programming	% adoption by sectors on Gender mainstreaming	10%	25%	45%	70%	100%	10M
PWDs enterprises and support services	Increased entrepreneurship and PWDs support service delivery	% increase in PWDs groups trained and funded	50%	60%	70%	80%	90%	15M

<b>Programme Name. 7: Gender and Equality Services</b>								
<b>Objective</b> To provide empowerment to Women and PWDs								
<b>Outcome:</b> Increased income to women and PWDs								
Sub Programme	Key Outcome	Key performance Indicators	Planned Targets					Total Estimated Budget
			Year 1	Year 2	Year 3	Year 4	Year 5	
		% increase in focal points formed	30%	35%	40%	50%	60%	5M
	AGPO policy implemented	% implementation of the AGPO policy	100%	100%	100%	100%	100%	2M

#### 5.6.10 Health and Nutrition

<b>Programme Name:</b> Planning and Administrative Support Services.								
<b>Objective:</b> To ensure efficient and effective well coordinated health services								
<b>Outcome:</b> Improved Planning and Administrative Support Services								
Sub Programme	Key Outcome	Key performance Indicators	Planned Targets					Total Estimated Budget
			Yr 1	Yr 2	Yr 3	Yr 4	Yr 5	
Health management informative system	Improved service delivery	% increase in facilities that have adopted EMR	20%	25%	30%	35%	40%	25M
Administrative and Support Services.	Improved service delivery	% increase in facilities supported to provide services	138	145	150	155	160	20M
		% of health facilities with functional QITS/WITS.	10%	15%	20%	25%	30%	15M
		% of health facilities adhering to quality assurance, regulations and standards.	30%	35%	40%	50%		10M

<b>Programme Name:</b> Infrastructure Development								
<b>Objective:</b> To construct, expand, maintain and improve health infrastructure								
<b>Outcome:</b> Improved Health access								
Sub Programme	Key Outcome	Key performance Indicators	Planned Targets					Total Estimated Budget
			Yr 1	Yr 2	Yr 3	Yr 4	Yr 5	
Infrastructure development.	Improved service delivery	MCRH upgraded to Teaching and referral hosp	-	-	-	-	1	800M
		% increase in ICUs at MCRH Constructed and equipped	5%	10%	15%	20%	25%	300M
		% increase in renal wards constructed and equipped	-	5%	-	10%		150M
		% increase in amenity wards constructed and equipped		10%	15%			100M



<b>Programme Name:</b> Infrastructure Development								
<b>Objective:</b> To construct, expand, maintain and improve health infrastructure								
<b>Outcome:</b> Improved Health access								
Sub Programme	Key Outcome	Key performance Indicators	Planned Targets					Total Estimated Budget
			Yr 1	Yr 2	Yr 3	Yr 4	Yr 5	
		% increase in Sub County hospitals renovated (general)	10%	20%	25%	30%	35%	200M
		% increase in rehabilitative health departments renovated	10%	15%	20%	25%	30%	80M
		% increase in dental unit renovated and equipped	10%	15%	-	20%		15M
		% increase in Maternity Wards constructed and equipped	5%	10%	15%	-	20%	150M
		% increase in Pacua lab for water testing and treatment purchased.	10%	15%	20%	-	25%	40M
		% completion in oxygen plants constructed and equipped	15%	25%	35%	40%	50%	50M
		% completion in blood bank constructed and equipped	-	20%	30%	40%	60%	25M
		% increase in lab unit constructed	10%	20%	30%	40%	50%	150 M
		% increase in health facilities stores fitted with palletes and shelves	40%	50%	60%	70%	80%	50M
		% increase Orthopaedic wards constructed	-	5%	10%	15%	20%	20M
		% increase in Out Patient Departments constructed	20%	30%	40%	50%	60%	200M
		% Completion and equipping of mortuary at Kuria West Sub County Hospital (Kehancha)	-	-	80%	90%	100%	30M
		% increase in health Centres and dispensaries renovated and face lifted	20%	25%	30%	35%	40%	300M
		% increase in lab units constructed & equipped		6	3	2	2	180M
		% increase in KMTC hostels constructed	15%	20%	25%	30%	40%	200M
		% increase in health facilities with Fence erected and electricity installed	10%	15%	20%	25%	30%	50M
		% increase in Staff houses constructed	10%	15%	20%			90M

<b>Programme Name:</b> Infrastructure Development								
<b>Objective:</b> To construct, expand, maintain and improve health infrastructure								
<b>Outcome:</b> Improved Health access								
Sub Programme	Key Outcome	Key performance Indicators	Planned Targets					Total Estimated Budget
			Yr 1	Yr 2	Yr 3	Yr 4	Yr 5	
		% increase in pieces of Land for health facility expansion purchased	20%	40%	45%	50%	55%	100M
		% increase in health facilities upgraded	10%	15%	20%	25%	30%	100M
		% increase in title deeds acquired	10%	15%	20%	25%	30%	10M
		% increase in health facilities with alternate sources of power e.g. solar installation	20%	25%	30%	35%	40%	50M

<b>Programme Name :</b> Preventive and Promotive Health Services								
<b>Objective:</b> To reduce the burden of preventable diseases and promote healthy lifestyles among communities								
<b>Outcome:</b> Healthy communities with reduced disease burden								
Sub Programme	Key Outcome	Key performance Indicators	Planned Targets					Total Estimated Budget
			Yr 1	Yr 2	Yr 3	Yr 4	Yr 5	
Community health services	Acces to health services	% of Community health units initiated and functional	20	20	20	20	20	20M
Sanitation and Environmental Health Services	Improved community hygiene and sanitation	% increase in hand washing facilities installed at household level	10%	15%	20%	30%	50%	10M
		% increase in open defecation villages certified and celebrated	30%	40%	50%	60%	70%	20M
		% increase in Pacua lab for water testing and treatment purchased.	20%	25%	30%	35%	40%	10M
		% increase in demonte forte incinerators in health facilities constructed	10%	15%	20%	25%	30%	25M
		% increase in color coded bins purchased & distributed	30%	35%	40%	45%	50%	15M
		% increase in premises inspected	25%	32%	35%	40%	45%	10M
		% reduction in health facilities secured from bats infestation	20%	30%	35%	40%	45%	5M
		% reduction in households treated from jiggers' infestation	30%	40%	50%	55%	65%	10M

<b>Programme Name</b> : Preventive and Promotive Health Services								
<b>Objective:</b> To reduce the burden of preventable diseases and promote healthy lifestyles among communities								
<b>Outcome:</b> Healthy communities with reduced disease burden								
Sub Programme	Key Outcome	Key performance Indicators	Planned Targets					Total Estimated Budget
			Yr 1	Yr 2	Yr 3	Yr 4	Yr 5	
		% increase in school health stakeholders meetings held	20%	25%	30%	40%	45%	2M
		% increase in tobacco control campaigns conducted	20%	25%	30%	40%	45%	5M
Human Nutrition and Dietetics	Reduced malnutrition	% reduction in Malnutrition cases	15%	20%	25%	30%	40%	10M
Communicable disease control	Reduced Malaria cases	% reduction in New malaria cases	10%	15%	20%	25%	30%	15M
	Reduced New TB cases	% reduction of new TB cases	90	90	90	90	90	15M
HIV and AIDS Management	Reduced HIV/AIDS incidences among adults	% reduction of newly HIV diagnosed among adults	55%	60%	65%	70%	75%	200M
	Reduced HIV infection from mother to child	% reduction of Mother to child transmission	25%	30%	35%	40%	45%	300M
Disease Surveillance/ Emergency Preparedness and Response	Improved disease surveillance and	% increase in Disease surveillance activities conducted	20%	25%	30%	35%	40%	100M
		% implementation of Disease surveillance plan	10%	20%	25%	30%	35%	20M
	Enhanced emergency preparedness	% implementation of Emergency preparedness and responses plan	10%	15%	20%	25%	30%	15M
Health promotion	Increased awareness on health	% of people adopting desired health behaviours	70%	75%	80%	85%	90%	5M
		% increase in number of HHs reached with HP messages	65%	70%	75%	80%	85%	10M
		% of new schools reached with health promotion messages	45%	50%	55%	60%	65%	5M
Family & reproductive health	Improved RMNCAH (reproductive maternal neonatal child adolescence health)	% reduction of maternal and newborn deaths	25%	30%	35%	40%	45%	30M
		% increase of deliveries conducted by skilled attendant	20%	25%	30%	35%	40%	50M
		% increase of women of Reproductive age receiving family planning	30%	35%	40%	45%	50%	50M

<b>Programme Name : Preventive and Promotive Health Services</b>								
<b>Objective: To reduce the burden of preventable diseases and promote healthy lifestyles among communities</b>								
<b>Outcome: Healthy communities with reduced disease burden</b>								
<b>Sub Programme</b>	<b>Key Outcome</b>	<b>Key performance Indicators</b>	<b>Planned Targets</b>					<b>Total Estimated Budget</b>
			<b>Yr 1</b>	<b>Yr 2</b>	<b>Yr 3</b>	<b>Yr 4</b>	<b>Yr 5</b>	
		% reduction of facility based maternal deaths (per 100,000 live births)	20%	25%	30%	35%	40%	30M
		% of facility based under five deaths (per 1,000 under 5 outpatients)	30%	35%	40%	45%	50%	30M
		% cumulative decline of new-borns with low birth weight	35%	40%	45%	50%	55%	25M
		% cumulative decline of facility based fresh still births (per 1,000 live births)	25%	30%	35%	40%	45%	20M
		% cumulative increase of pregnant women attending 4 ANC visits	35%	40%	45%	50%	55%	30M
		% Cumulative Increase of mothers attending PNC visits	40%	45%	50%	55%	60%	25M
		% increase of infants under 6 months on exclusive breastfeeding	50%	55%	65%	70%	80%	20M
		% increase of pregnant women receiving iron foliate at least 90 days	25%	30%	35%	40%	45%	15M
		% increase in children aged 6-59M vit. A twice a year	35%	15%	15%	20%	15%	15M
		% reduction in unimmunized children	30%	35%	25%	30%	20%	20M
		% reduction of child mortality (<5yrs)	10%	10%	10%	10%	10%	15M
		% increase of youth friendly services delivery points	25%	30%	35%	40%	45%	20M
		% implementation of adolescent health policy	15%	20%	25%	30%	40%	20M
Non-Communicable Diseases (NCDs)	Reduced cases of Non-communicable diseases (NCD)	%reduction in Non-communicable diseases reduced	30%	35%	40%	45%	50%	25M

<b>Programme Name:</b> Curative, Rehabilitative and Referral Services								
<b>Objective:</b> To provide curative, rehabilitative and referral services								
<b>Outcome:</b> Reduced Morbidity and Mortality								
Sub Programme	Key Outcome	Key performance Indicators	Planned Targets					Total Estimated Budget
			Year 1	Year 2	Year 3	Year 4	Year 5	
Pharmaceutical and Non –pharmaceutical commodities	Reduced and eliminated disease burden:address treatable conditions	% increase in drugs procured	50%	60%	70%	80%	90%	600M
		% increase in non-pharms procured	50%	60%	65%	70%	80%	35M
Diagnostic services	Improved access to diagnostic services	% increase in laboratory reagents and imaging supplies procured	40%	50%	55%	60%	70%	200M
		% reduction in referral cases for CT and other histological and pathological services	45%	50%	55%	60%	70%	100M
		% reduction in referral cases for diagnostic services	48%	50%	55%	60%	70%	50M
Rehabilitative health services	Improved Rehabilitative products & technologies	% increase in rehabilitative products and technologies procured	20%	25%	30%	40%	50%	50M
		% increase in persons restored to normalcy through phsiotherapy	50%	55%	60%	75%	80%	100M
		% increase of persons recovering from substance abuse	70%	75%	80%	85%	90%	25M
Emergency and Referral services	Improved referral services	% increase in efficiency in referral services	40%	50%	60%	70%	80%	50M

#### 5.6.11 Environment and Disaster Management

<b>Programme Name:</b> 2: Environment Management and Protection								
<b>Objective:</b> To enhance clean and sustainably managed environment conducive for the County prosperity								
<b>Outcome:</b> Clean and Sustainably Managed Environment								
Sub Programme	Key Outcome	Key performance Indicators	Planned Targets					Total Estimated Budget
			Yr 1	Yr 2	Yr 3	Yr 4	Yr 5	
Solid Waste Management Services	Clean environment	% increase in solid waste transfer stations constructed	10%	15%	20%	25%	30%	40M
		% increase in waste disposal site purchased and maintained	10%	20%	25%	30%	35%	100M
		% increase in solid waste management and personal protective (Assorted) equipment purchased	10%	15%	20%	25%	30%	100M

<b>Programme Name: 2: Environment Management and Protection</b>								
<b>Objective:</b> To enhance clean and sustainably managed environment conducive for the County prosperity								
<b>Outcome:</b> Clean and Sustainably Managed Environment								
Sub Programme	Key Outcome	Key performance Indicators	Planned Targets					Total Estimated Budget
			Yr 1	Yr 2	Yr 3	Yr 4	Yr 5	
		% increase in waste collection vehicles purchased	10%	20%	30%	40%	50%	150M
		% increase in sensitization on solid waste management best practices	15%	20%	25%	30%	40%	10M

<b>Programme Name: 4. Kenya Devolution Support Programme</b>								
<b>Objective:</b> To enhance efficient and effective service delivery through capacity building								
<b>Outcome:</b> Enhancement of Capacity Building								
Sub Programme	Key Outcome	Key performance Indicators	Planned Targets					Total Estimated Budget
			Year 1	Year 2	Year 3	Year 4	Year 5	
Capacity Building	Efficient and effective service delivery	% increase in service delivery	30%	35%	40%	45%	50%	30M

<b>Programme Name: Environment and Natural Resource Conservation and Management</b>								
<b>Objective:</b> To ensure clean and safe environment								
<b>Outcome:</b> Ensure sustainably managed and conserved environment and natural resources								
Sub Programme	Key Outcome	Key performance Indicators	Planned Targets					Total Estimated Budget
			Year 1	Year 2	Year 3	Year 4	Year 5	
County Greening Programme	Sustainably managed and cocerved environment and natural resources.	% of annual tree cover increase	15%	15%	20%	25%	25%	200M
Natural Resource Management	Improved natural resources conservation and exploitation of minerals	% levels of formulation and implementation of National natural resources strategy	20%	20%	20%	25%	25%	55M
Water Resources conservation and management	Improved water resources quality and quantity	% of water resources protecte and conserved	65%	70%	75%	80%	95%	200M
		% levels of formulation and implementation of Natural Resources Strategy	10%	10%	10%	10%	10%	10M
Climate change adaptation and Mitigation	Reduced carbon emmissions	% of sectors mainstreaming climate change in their programmes and projects	20%	30%	35%	40%	50%	10M
		%levels of formulation and implementation	10%	10%	10%	10%	10%	200M



Programme Name: Environment and Natural Resource Conservation and Management								
Objective: To ensure clean and safe environment								
Outcome: Ensure sustainably managed and conserved environment and natural resources								
Sub Programme	Key Outcome	Key performance Indicators	Planned Targets					
			Year 1	Year 2	Year 3	Year 4	Year 5	Total Estimated Budget
		County climate change policy						
Forestry Conservation and Development	Forestry Conservation and Development	% increase of forests conserved	60%	65%	70%	75%	80%	50M
	Improved aesthetic nature	% increase of towns beautified	10%	15%	20%	25%	30%	20M
		% increase parks created and maintained	10%	15%	20%	25%	30%	15M

Programme Name: 5. Disaster Management								
Objective: To strengthen disaster risk governance								
Outcome: Quick Response to Disasters								
Sub Programme	Key Outcome	Key performance Indicators	Planned Targets					
			Year 1	Year 2	Year 3	Year 4	Year 5	Total Estimated Budget
Disaster Risk Management Services	Well coordinated disaster response	% implementation level of Disaster Risk Management Act, 2014 provisions.	35%	40%	45%	50%	55%	60M
		% of disaster risk reduction strategies and plans adopted	40%	50%	55%	60%	65%	100M
		% of public private investments in disaster risk	10%	15%	20%	25%	30%	100M
Disaster risk reduction for resilience	Enhanced and effective disaster preparedness and response	% of multihazard early warning mechanisms established	20%	25%	30%	35%	40%	50M
		% increase of workforce and voluntary workers trained on disaster response	50%	60%	70%	80%	90%	30M
Fire response services	Timely responses to fire incidences	% Implementation levels on proposed fire response interventions	20%	25%	30%	35%	40%	25M
End Drought and floods Emergencies services	Well coordinated End drought emergencies and services	% Implementation levels of EDE action plan 2012-2022	30%	35%	40%	45%	50%	30M

5.6.12 Water Resources

<b>Programme Name : POLICY, GENERAL ADMINISTRATION AND SUPPORT SERVICES</b>								
<b>Objective: To provide efficient and effective support services</b>								
<b>Outcome: Efficient management of water and sanitation services</b>								
Sub Programme	Key Outcome	Key performance Indicators	Planned Targets					Total Estimated Budget (kshs)
			Year 1	Year 2	Year 3	Year 4	Year 5	
Policies and legal framework	Strengthened Water Sector Enabling Environment	% implementation of Bills and policies developed	80%	85%	85%	90%	90%	2.4M
		% implementation of Water Sector Investment Plans developed	65%	70%	75%	80%	80%	2M
		% of annual work plans and Budgets prepared implemented.	90%	90%	90%	90%	90%	1.47M
		% increase of Joint Annual Sector Reviews and Sector Coordination meetings (County WASH Forums) held	10%	15%	20%	25%	30%	8.5M
Operation and maintenance of rural water services	Strengthened sustainability of rural water services	% increase in Local capacity build key staff on maintenance.	10%	20%	30%	40%	50%	3.2M
		% increase of Water management committees capacity built	15%	20%	25%	30%	40%	20M
		% increase of Online rural water services functionality monitoring established	10%	15%	20%	25%	30%	3M
		% of drilled boreholes equipped and functional	60%	70%	80%	80%	85%	100M
		% of dams /pans completed and functional	40%	60%	70%	80%	90%	200M

<b>Programme Name : Programme : Water Supply and Management Services</b>								
<b>Objective: Increase access to Safe, reliable and affordable water and Sanitation services from 35% To 60% and 22% To 60% respectively for the urban and rural population by 2022</b>								
<b>Outcome: Increased access to safe, reliable and affordable water and Sanitation services within the county</b>								
Sub Programme	Key Outcome	Key performance Indicators	Planned Targets					Total Estimated Budget
			Year 1	Year 2	Year 3	Year 4	Year 5	
Urban Water Supply and sewerage	Increased access to safe water and Sanitation	% households served with safe water	65%	70%	75%	80%	85%	3B

<b>Programme Name :</b> Programme : Water Supply and Management Services								
<b>Objective:</b> Increase access to Safe, reliable and affordable water and Sanitation services from 35% To 60% and 22% To 60% respectively for the urban and rural population by 2022								
<b>Outcome:</b> Increased access to safe, reliable and affordable water and Sanitation services within the county								
Sub Programme	Key Outcome	Key performance Indicators	Planned Targets					Total Estimated Budget
			Year 1	Year 2	Year 3	Year 4	Year 5	
	Services in urban areas	%population with access to sewerage lines/cess pools and septic tank	30%	32%	34%	36%	40%	300M
		% of households served with clean water	60%	70%	75%	75%	80%	550M
Rural Water Services	Increased access to safe water and affordable sanitation services	% households served with safe water	65%	70%	75%	80%	85%	3B
		%population with access to sewerage lines/cess pools and septic tank	30%	32%	34%	36%	40%	300M
		% of households served with clean water	10%	15%	20%	25%	30%	550M
Water Conservation, protection and Governance	Enhanced water resources management	% of annual catchment area protected	10%	15%	15%	15%	15%	48M
		% increase of roof catchment and water storage capacity at household and institutional levels	20%	25%	25%	25%	25%	96M
		% level of formulation and implementation of water masterplan	20%	20%	20%	10%	10%	800M

#### 5.6.13 Lands, Housing and Physical Planning

<b>Programme Name:</b> Land Resources Development and Management Services								
<b>Objective:</b> To effectively manage County Land resources and boundary disputes resolutions to fast track the implementation of Vision 2030								
<b>Outcome:</b> A County with Value in Land Use and High Standard of Living								
Sub Programme	Key Outcome	Key performance Indicators	Planned Targets					Total Estimated Budget
			Year 1	Year 2	Year 3	Year 4	Year 5	
Land Survey and mapping Services	Effective management of County Lands and boundary disputes resolutions.	% increase in maps amended	10%	20%	30%	40%	50%	100M
		% increase in amendment centres Established	5%	10%	15%	20%	25%	
		% increase in plans and maps Prepared	10%	15%	20%	30%	40%	20M
		% increase of land parcels Beaconed and	15%	20%	25%	30%	35%	25M

<b>Programme Name:</b> Land Resources Development and Management Services								
<b>Objective:</b> To effectively manage County Land resources and boundary disputes resolutions to fast track the implementation of Vision 2030								
<b>Outcome:</b> A County with Value in Land Use and High Standard of Living								
Sub Programme	Key Outcome	Key performance Indicators	Planned Targets					Total Estimated Budget
			Year 1	Year 2	Year 3	Year 4	Year 5	
		Surveyed						
		% level of digitization and updating of Topographical and thematic maps	10%	20%	25%	30%	35%	50MM
physical and urban planning services	Planned and Organized space for economic growth and resource mobilization	% increase of towns planned for development	10%	20%	30%	35%	40%	600 M
		% level of County spatial plan developed	10%	20%	30%	40%	50%	300 M
		% level of construction and equipping GIS lab	15%	20%	25%	30%	35%	30 M
		% increase of markets identified and planned	20%	25%	30%	35%	40%	40M
		% level of zoning plans developed and implemented	10%	20%	25%	30%	40%	20M
		% level of implementation of County Land Use and Development Control Legislation	15%	20%	25%	30%	35%	10M
land registration and records management services	Efficiently stored and managed county land data	% increase in registration and Records Management centres established	20%	25%	30%	35%	40%	20M
		% level of digitisation of land records	10%	15%	20%	25%	30%	20M
	Increased percentage of public and private land parcels with title deeds and ownership documents	% increase of land parcels with title deeds	10%	20%	25%	30%	35%	20M
		% increase in Acres of land purchased for public use	10%	20%	30%	40%	45%	30M
		% increase in validated and Letters of Allotment and/or certificates of lease issued	20%	25%	30%	35%	40%	20M
land revenue management services	Sustainable land management initiatives	% level of implementation of County Rating bill	10%	15%	20%	25%	30%	10 M
		Percentage (%) of valuation roll	10%	15%	20%	30%	40%	25M

<b>Programme Name:</b> Land Resources Development and Management Services								
<b>Objective:</b> To effectively manage County Land resources and boundary disputes resolutions to fast track the implementation of Vision 2030								
<b>Outcome:</b> A County with Value in Land Use and High Standard of Living								
Sub Programme	Key Outcome	Key performance Indicators	Planned Targets					Total Estimated Budget
			Year 1	Year 2	Year 3	Year 4	Year 5	
		updated and completed						

<b>Programme Name:</b> Housing Development Services								
<b>Objective:</b> To provide adequate Human settlements and infrastructural connectivity for a first-class economy								
<b>Outcome:</b> A County with Adequate Safe Houses and Less Slum Settlements								
Sub Programme	Key Outcome	Key performance Indicators	Planned Targets					Total Estimated Budget
			Year 1	Year 2	Year 3	Year 4	Year 5	
Housing services	Improved human settlements and quality of life	% increase in staff housing schemes developed	30%	35%	40%	45%	50%	500M
		% increase in low cost housing and building technology centres established	25%	30%	35%	45%	50%	500M

## Pillar 4: Good Governance

### 5.6.14 County Executive

<b>Programme Name</b> Governance and executive management								
<b>Objective:</b> Strengthen the capacity of county to provide leadership and coordination required for successful implementation of development plans								
<b>Outcome:</b> Enhanced public sector operations and governance services								
Sub Programme	Key Outcome	Key performance Indicators	Planned Targets					Total Estimated Budget
			Yr 1	Yr 2	Yr 3	Yr 4	Yr 5	
citizen service delivery services	Increased citizen satisfaction	% increase in county citizens owning county initiatives and projects	50%	55%	60%	65%	70%	100M
	Enhanced service delivery to the citizens	% increase in synergy between different levels of government in service delivery	55%	65%	75%	80%	85%	150M
coordination of devolved ministries and departments	Improved services delivery at all levels	% increase in functional system (s) to manage coordinated affairs for development activities	50%	70%	80%	100%	100%	250M

<b>Programme Name</b> Strategy and service delivery								
<b>Objective.</b> To ensure quality of projects and services offered by the County Government								
<b>Outcome:</b> a county enjoying fabulous administrative leadership regulated by established policies								
	Key Outcome		Planned Targets					

Sub Programme		Key performance Indicators	Yr 1	Yr 2	Yr 3	Yr 4	Yr 5	Total Estimated Budget
legal services	Improved service delivery	% increase in legal cases solved	15%	20%	25%	30%	35%	50M
efficient monitoring services	Enhanced transparency and accountability in the management of County affairs	% increase in quality of data. Collected, analyzed and utilized for planning and implementation of development projects	50%	70%	90%	100%	100%	100M

Programme Name: Cohesion and peace building								
Objective: To improve social cohesion and a culture of peace in the county								
Outcome: Reduced conflicts.								
Sub programme	Key outcome	Key performance indicators	Yr 1	Yr2	Yr 3	Yr 4	Yr 5	Total Estimated Budget
Peace building, Education, Advocacy and Research	Improved inter and intra county relations	% increase in population that participate and own peacebuilding process	50%	60%	70%	80%	90%	180M
Conflict management and resolution	Improved security and peace	% increase in population that feel safe in their communities	60%	70%	80%	90%	95%	300M

#### 5.6.15 County Assembly

Programme Name. General administration supportive services								
Programme Name. General administration supportive services								
Objective. To promote effective and efficient service delivery								
Sub Programme	Key Outcome efficiency and effectiveness in the legislative processes	Key performance Indicators	Planned Targets					Total Estimated Budget
			Yr 1	Yr 2	Yr 3	Yr 4	Yr 5	
Administrative services	Improved service delivery	% increase in ward offices constructed	50%	60%	70%	80%	90%	50M
		% completion of ultra-modern assembly complex	45%	55%	60%	90%	95%	
		% completion of the modernization of the assembly chambers	50%	60%	75%	85%	90%	
		% completion of construction of the library	55%	60%	80%	85%	90%	440M
		% installation of broadcasting equipment	50%	60%	65%	70%	95%	
		% completion of speaker's residence	55%	60%	70%	80%	90%	
Citizen engagement	Improved public participation and public ownership	% annual increase in Citizens' Satisfaction Index	25%	30%	35%	40%	45%	150M
		% annual reduction in community complaints	30%	35%	40%	45%	50%	



		% annual increase in level of community ownership	50%	55%	60%	65%	70%	
--	--	---	-----	-----	-----	-----	-----	--

<b>Programme Name.</b> Oversight Management Services								
<b>Objective.</b> To safeguard a transparent and accountable system								
<b>Outcome:</b> Informed legislative institution								
Sub Programme	Key Outcome	Key performance Indicators	Planned Targets					Total Estimated Budget
			Yr 1	Yr 2	Yr 3	Yr 4	Yr 5	
Committee management services	Improved service delivery	% increase in citizens satisfaction index	20%	25%	30%	35%	40%	200M

<b>Programme Name.</b> Legislative Services								
<b>Objective.</b> To foster economic, social, political and cultural development in the County								
<b>Outcome:</b> Efficient and effective service delivery in the county								
Sub Programme	Key Outcome	Key performance Indicators	Planned Targets					Total Estimated Budget
			Yr 1	Yr 2	Yr 3	Yr 4	Yr 5	
Representation	Legislative and Committee Services	% increase in bills implemented	15%	25%	35%	40%	45%	300M

#### 5.6.16 Finance and Economic Planning

<b>Programme Name:</b> Public Financial Management								
<b>Objective:</b> To develop, sustain and safeguard a transparent and accountable system for the management of public finances								
<b>Outcome:</b> Prudent, Efficient and equitable use of public funds								
Sub Programme	Key Outcome	Key performance Indicators	Planned Targets					Total Estimated Budget
			Year 1	Year 2	Year 3	Year 4	Year 5	
Accounting Services	Quality and timely production of financial statements and reports	% of quality and timely reports produced.	100%	100%	100%	100%	100%	800M
	Improved debt management	% improvement of debt management	40%	50%	60%	65%	70%	
	Enhanced efficiency in service delivery	% improvement of transactions under IFMIS	90%	95%	100%	100%	100%	
Resource Mobilization	Increased revenue collected	% increase in equitable share	15%	20%	25%	30%	35%	700 M

<b>Programme Name:</b> Public Financial Management									
<b>Objective:</b> To develop, sustain and safeguard a transparent and accountable system for the management of public finances									
<b>Outcome:</b> Prudent, Efficient and equitable use of public funds									
Sub Programme	Key Outcome	Key performance Indicators	Planned Targets					Total Estimated Budget	
			Year 1	Year 2	Year 3	Year 4	Year 5		
		% increment in revenue collection	10%	20%	25%	30%	35%		
		Revenue collection system installed	1	-	-	-	-		
		% of staff capacity built on revenue raising measures	30%	40%	50%	60%	70%		
	Increased grants and Donor support	% increase in donor funding	15%	30%	40%	45%	50%		100M
		Level of direct and public-private sector investment by sector annually relative to June 2018	5%	10%	10%	10%	10%		
		% increase in conditional grants	15%	20%	25%	30%	35%		
Supply Chain Management	Improved procurement services	% implementation of procurement plan implemented within time and cost	100%	100%	100%	100%	100%	150M	
Audit Services	Efficient and timely, audit, monitoring and evaluation of staff and county	% level of audit reports implemented	100%	100%	100%	100%	100%	215 M	
		% of risks areas identified and addressed	100%	100%	100%	100%	100%		
		% of systems reviewed	90%	90%	90%	90%	90%		
		% of control measures instituted	100	100	100	100	100		
Emergency Contingency Fund	Reduced risks	% of reduction in budget allocation	5%	5%	5%	5%	5%	500M	

<b>Programme Name:</b> Economic Policy and County Planning								
<b>Objective:</b> To strengthen policy formulation, planning, budgeting and implementation of county projects								
<b>Outcome:</b> Prudent Financial Management and Accountability								
Sub Programme	Key Outcome	Key performance Indicators	Planned Targets					Total Estimated Budget
			Year 1	Year 2	Year 3	Year 4	Year 5	
Budget coordination and management	Budget prepared and approved	% increase of public forums effectively conducted	100%	100%	100%	100%	100%	1b
		% sector working groups composed and working	100%	100%	100%	100%	100%	
		% county fiscal strategy papers adopted and implementd	100%	100%	100%	100%	100%	

<b>Programme Name;</b> Economic Policy and County Planning								
<b>Objective:</b> To strengthen policy formulation, planning, budgeting and implementation of county projects								
<b>Outcome:</b> Prudent Financial Management and Accountability								
Sub Programme	Key Outcome	Key performance Indicators	Planned Targets					Total Estimated Budget
			Year 1	Year 2	Year 3	Year 4	Year 5	
		% level of annual development implemented	100%	100%	100%	100%	100%	
		% level of implementation of CBROP	100%	100%	100%	100%	100%	
		% level of implementation of the Budget	100%	100%	100%	100%	100%	
Policy and plans developments	Enhance sustainable socio-economic development	% level of CIDP implementation	20%	30%	40%	50%	60%	700M
		% of M&E on the implementation of the CIDP	100%	1010%	100%	100%	100%	
		% level of Sectoral plans implemented	40%	50%	60%	70%	80%	

#### 5.6.17 Public Service Board and Public Service Management

<b>Programme name:</b> Human Capital Management and Development								
<b>Objective:</b> Effectively and efficiently manage human capital								
<b>Outcome:</b> Improved service delivery								
Sub Programme	Key outcome	Key Performance indicator	Planned targets					Total budget(000)
			Year 1	Year 2	Year 3	Year 4	Year 5	
Human Capital Strategy	Efficient and effective management of the county public service	%Implementation level of County HC Strategy	50%	60%	70%	80%	90%	20M
	Motivated and competent work force	Levels of annual salary and insurance payments	100%	100%	100%	100%	100%	18M
	Skilled labour force	% increase of employees trained annually	20%	30%	40%	50%	60%	76M
	Strengthened welfare to employees	% increase of staff car and mortgage	1%	1.5%	2%	2.5 %	3%	250M
Public Service Board Services	Improved staff performance, job satisfaction and adherence to the	% Implementation levels of boards decisions/ resolutions	100%	100%	100%	100%	100%	57M

	principles of the public service							
	Efficient and effective management of staff performance	% increase of staff on performance management system	100%	100%	100%	100%	100%	10M
Information and Records Management	Effective management of administrative records	Percentage level of automated records	10%	20%	30%	40%	50%	7M
	Timely retrieval of archives	% increase of records archived	10%	20%	30%	40%	50%	3M

#### 5.6.18 Public Service Management

<b>Programme Name:</b> Sub County Administration Services								
<b>Objective:</b> To Co-ordinate devolved activities, Public Participation and ensure Efficient and accessible services to the citizens								
<b>Outcome:</b> Well Coordinated & Accessible Services to the Citizens								
Sub Programme	Key Outcome	Key performance Indicators	Planned Targets					Total Estimated Budget
			Year 1	Year 2	Year 3	Year 4	Year 5	
Devolved Units Development Services	Improved public service delivery by establishing village administration offices	% level of Village Administration offices established		-	-	-	100%	400M

<b>Programme Name:</b> Kenya Devolution Support Programme								
<b>Objective:</b> Capacity building for improvement of service delivery								
<b>Outcome:</b> Efficient and effective service delivery								
Sub Programme	Key Outcome	Key performance Indicators	Planned Targets					Total Estimated Budget
			Year 1	Year 2	Year 3	Year 4	Year 5	
Capacity Building	Enhanced capacity building	% implementation of the Training master plan	70%	80%	90%	95%	1005	300M

Civic education and Public participation								
<b>Objective:</b> To Enhance Empowerment and Participation of the public in Matters of Development								
<b>Outcome:</b> An informed, empowered, accountable and democratic society								
Sub programme	Key outcome	Key performance Indicator	Yr 1	Yr 2	Yr 3	Yr 4	Yr 5	Total Estimated Budget
Civic Education	Enhanced citizen participation in decision making and in development projects	% Proportion of citizens satisfied with service delivery	40	70	100	100	100	900M
Public participation	Improved citizen engagement and participation in governance	% increase in proportion of citizenry actively engaged in county affairs	50	70	80	90	100	1b

## 5.7 FLAGSHIP/TRANSFORMATIVE PROJECTS

These are projects with high impact in terms of employment creation, increasing county competitiveness and revenue generation

Project Name	Location	Objective	Output /Outcome	Performance indicators	Timeframe (Start-End)	Implementing Agencies	Estimated Cost (Ksh.)
<b>AGRICULTURE</b>							
County Agriculture Integrated Input Access Project (CAIAP)	Whole county	Improve farmer's access to high quality and affordable farm inputs for higher yield and improved income	Increased food security and income	Improve farmers' access to certified seeds and fertilizer Expanded area under the targeted crops Establishment of a processing plant Increased yield per unit area by 50%	2018-2023	Department of agriculture	
Dairy production	Countywide except Nyatike	Increase existing dairy herd population and increased milk production	Increased milk production Improved house hold nutrition Source of house hold revenue	Number of dairy cows purchased LPOs Tender documents List of the beneficiaries.			
Sahiwal breeding bulls for upgrading	Nyatike sub county	Fast growth Big body size Disease resistance	High quality genetic bulls Increased milk production Improved house hold nutrition Source of house hold revenue	Number of Sahiwal bulls purchased LPOs Tender documents List of the beneficiaries.			
<b>FISHERIES DEVELOPMENT</b>							
Supply of subsidized fish farming inputs	County wide	To increase fish production	Increased fish production	Tonnage of fish landed	2018-2022	Fisheries Department	
Construction of a fish Research/ multiplication Centre	Suna East	Increase access to fingerlings and feeds	Increased fish production	No. of fingerlings produced	2018-2020	Fisheries Department	
Piloting cage culture	Nyatike	Production in underutilised	Increased fish production	Tonnage of fish harvested	2018-2022	Fisheries Department	

Project Name	Location	Objective	Output /Outcome	Performance indicators	Timeframe (Start-End)	Implementing Agencies	Estimated Cost (Ksh.)
		water resources					
<b>VETERINARY SERVICES</b>							
Construction of 2 class B slaughterhouses	Karamu and Karungu	To reduce export of live animals and for value addition	Increased income to zebu cattle keepers and creation of employment	Designs and BQ for the slaughterhouses Slaughterhouse constructed Reduced export of live animals	2018 - 2022	County government through the directorate of vet. Services	
<b>EDUCATION, YOUTH DEVELOPMENT, SPORTS, CULTURE AND GENDER</b>							
Construction of modern county stadium of International standards with a capacity of 3000 people	Lichota	To provide a platform for talent development	Improved professional sport	Teams registered in leagues	2019	COG	
Construction of 2 model Vocational Education Training Center (VETC)	Uriri and Chinato VETC	To provide specialised skills	Improved vocational, technical and life skills	No. of registered trainees. No. of technical courses offered	2019	K-YES program, COG	
<b>LANDS, HOUSING AND PHYSICAL PLANNING</b>							
GIS Lab	County Headquarters	To ensure efficient management of spatial data to facilitate resource mapping in the county To ensure proper and timely mapping of physical activities To establish land information Management system within the county	-up to date digital maps - digital land cadastre - resource inventory	Number of GIS specialists employed GIS lab constructed Number of Digital maps produced	2018/2019	National Physical Planning Office  County Physical planning office	



Project Name	Location	Objective	Output /Outcome	Performance indicators	Timeframe (Start-End)	Implementing Agencies	Estimated Cost (Ksh.)
Valuation Roll	Migori Town Rongo Town Awendo Town Isebania Town Sori Town	To maximise revenue on Land Rates	Updated Valuation Roll for the towns	- Net increase on revenue realised from land rates	2018-2022	Rents and rates section Consultants	
Acquisition of Land for Establishing Housing schemes	Migori Town Rongo Town Awendo Town Isebania Town Sori Town	To ensure access to decent and affordable housing to urban resident	Affordable decent houses in towns	-Acreage of land acquired	2018-2020	-National Government (Directorate of Housing) -Lands department Migori County	
County Spatia plan	Countywide	Promotion of effective planning	Enhanced planning	Plan developed	2018-2022	COGM/Development partners	
<b>TRADE, TOURISM AND COOPERATIVE DEVELOPMENT</b>							
Bonded Warehouse	Isibania	Expand / enhance export trade	Increased export sector contribution to the county economy.	1 Bonded warehouse constructed and operationalized	2018-2022	COG/Partners	
Industrial park	Lichota	Industrial promotion and development	Increase industrial-sector contribution to the county	1 industrial park established	2018-2022	COG / Partners	
Tourism Beach Resort	Muhuru Bay	Tourism promotion and development	Increase in the number of tourists traffic to the county	1 Tourism Beach Resort established	2018-2022	COG/TOURISM FUND/ Other Development Partners	
Value-addition industries	Two Major in Kuria East/ West and Cottage Industries County Wide	Increase value, shelf-life and marketability of products for better prices and incomes.	Better prices for agricultural products and hence higher incomes and living standards to farmers	The number of traders served by the value-addition factory  Number of value-addition industries created and operationalized	2018-2022	COG/Partners	

Project Name	Location	Objective	Output /Outcome	Performance indicators	Timeframe (Start-End)	Implementing Agencies	Estimated Cost (Ksh.)
Cooperative development fund	HQS	To increase access to credit to support farmers in coffee sector	Increase in coffee production	The number of farmers and traders supported	2018-2022	COG/Partners	
<b>HEALTH AND NUTRITION</b>							
Upgrade Migori hospital from Level 4) to County Teaching & Referral Hospital (Level5)	Suna East Sub County	Provide comprehensive quality health care	Migori Sub County Hospital (Level 4) upgraded to County Teaching & Referral Hospital (Level5)	-% implantation level achieved	2018-2022	Migori County Government	
<b>ENVIRONMENT AND DISASTER MANAGEMENT</b>							
County Afforestation Programme	Migori County: Degraded hilltops, hillsides, Disused mines, Public institutions, Riverines, Private farms	To Conserve environment and water resources To Reclaim and rehabilitate land and mitigate soil erosion To promote forest products and services (water availability, timber, fruits, climate change mitigation, flood control, soil fertility improvement, medicinal value, boundary and privacy)	Increased forest coverage Conservation of water resources Restoration of degraded lands Ambient and conducive natural environment Flood mitigation and control Increased availability of forest products Increased fruit production Promote tree producing groups (women, youths and PLWD)	Forest coverage in Ha. No. of tree nurseries established No. of conserved water sources No. of tree producing groups	2018-2022	County Government, KFS, KEFRI, KIWASH, BAT, Send a cow, World Vision, Red Cross, CFAs	

Project Name	Location	Objective	Output /Outcome	Performance indicators	Timeframe (Start-End)	Implementing Agencies	Estimated Cost (Ksh.)
Solid Waste Management Acquisition of plant machineries: Garbage Trucks, skip loaders, compactor, back hoes Expansion of waste disposal sites (Isebania and Kurutiange dumpsite)	Migori County	Efficient and effective solid waste management Cleaner and attractive environment Zero waste to create employment and revenue creation Change of attitudes towards responsible waste management Public Private partnerships in solid waste management	Timely and efficient collection of solid waste Efficient disposal of waste Increased application of 3Rs , reduce, reuse and recycle waste material No. of solid waste management companies functioning in the county Increased revenue from waste management Public participation in waste management Development of Policies and regulations in waste management	No. of groups contracted Policies and regulations implemented Number of tonnes of waste collected	2018-2022	County Government through youths, women and PLWD groups Private sector players	
Purchase of fire engines	Migori County	Timely response to fire outbreak Prevent loss of live and property during fire outbreak	Improved response to disaster		2018-2022	County Government Private sectors	
<b>WATER AND SANITATION</b>							
Migori County Urban and Rural Water Supply Project (Distribution of clean/portable, tap water to at	Migori, Nyatike, Kehancha, Ntimaru, Kegonga, IsebaniaRong, Muhuru and Sori/Karungu	To increase access to safe, adequate and affordable water from 20 % to 60% of the county population by the year 2022	Reduced water fetching distances Reduced incidence of water related diseases	Number of functional water supply schemes constructed or rehabilitated	2018-2023	COG, WSTF, Lake Victoria South Water Services and other Development Partners	

Project Name	Location	Objective	Output /Outcome	Performance indicators	Timeframe (Start-End)	Implementing Agencies	Estimated Cost (Ksh.)
least 60% of the citizens of Migori County)				Number of people having access to clean water			
<b>PUBLIC SERVICE BOARD</b>							
Construction of MCPSB offices	Migori	To provide enough space for board offices	Board premises	Architectural plan BQ	2018-2022	MCPSB Treasury	
<b>PUBLIC SERVICE MANAGEMENT</b>							
HR Center	Nyatike	To train staff and serve as leadership development center that will address succession management plans	Skilled efficient and motivated workforce	The number of staff trained	2018-2021	PSM	
<b>ROADS,PUBLIC WORKS AND TRANSPORT</b>							
Improvement of Township roads to Bitumen Standards	Major towns and selected major roads	To enhance aesthetic status of the towns	To enhance economic growth and development	No. of inspection reports, No of procurement reports. Kms of roads completed.	2018-2022	MCG/Partners	
Expansion of Lichota Airstrip to an international Airport	Airstrip Lichota	To Improve Air Transport	To enhance economic growth and development	No. of navigation facilities installed.	2018-2022	MCG/Partners	
Construction of Western By Pass	Nyangubo	To decongest traffic within the town.	The road constructed will lead to easy flow of traffic within the town.	No. of plans prepared No. of Procurement reports prepared. No. of inspection reports.	2018-2022	MCG/Partners	
Construction of Gogo bridge and its approaches	West Kanyamkago	To improve accessibility within the area.	To enhance economic growth and development.	No. of design plans prepared No. of Inspection reports prepared	2018-2022	MCG/Partners	

Project Name	Location	Objective	Output /Outcome	Performance indicators	Timeframe (Start-End)	Implementing Agencies	Estimated Cost (Ksh.)
<b>ENERGY</b>							
Expansion of Gogo power project	Migori county	To increase access adequate, reliable and affordable energy for both domestic and small scale/medium enterprises	Adequate generation of energy	Number of people accessing adequate, reliable and affordable energy	2018-2023	County Government, National Government and other Development partners	
solar power Generation/ Backup for Oyani and Ombo	Oyani water treatment works	To ensure availability of power for	Reliable and adequate supply of water from the treatment works	No of pumping days from the scheme	2018-2023	USAID KIWASH (Kenya Integrated Water, Sanitation and Hygiene.)	

### Cross-Sectoral Implementation Considerations

This section provides the cross-sectoral impacts of each sectoral programme and appropriate actions to harness cross-sector synergies or mitigate adverse cross-sector impacts.

Programme Name	Sector	Cross-sector Impact		Measures to Harness or Mitigate the Impact
		Synergies	Adverse impact	
Information communication and technology	All sectors	Provision of ICT technical support services which include supply of computers, repairs, software installation to all departments Implementation of e-governance system	Poor service delivery Inefficiency in service delivery	Budgetary allocation Intersectoral coordination
Energy development	Health Education Agriculture	Increased energy supply	Inadequate resources to finance other programme	Resources should be mobilized
		Improved accessibility and promotion of alternative sources of energy across the County	Inadequate resources to fund other County projects and programmes Vandalism by the public	Resources should be mobilized Updated statistics on number of households that should benefit

Programme Name	Sector	Cross-sector Impact		Measures to Harness or Mitigate the Impact
		Synergies	Adverse impact	
				from alternative energy services
Crop Development and Management	Finance, water, trade, Energy Trade, tourism and industrialization and finance, roads and public works	Increased production of fruit tree nursery and other species Increased production of banana due to promotion of tissue culture banana supply Increased source of income and quality standard of living Increased acreage of cash crop production i.e tea and coffee Increased food security Increased coverage of forest	Reduced revenue Increased poverty levels Reduced green cover malnutrition	Timely disbursement of funds Distribution of quality seedlings and fertilizers Conduct of soil tests
		Increase product under value addition Increased farm competition, demos and exhibition Increased source of income and better standard of living Proper development of infrastructure i.e industry and road network	Increased poverty levels Malnutrition Reduced family incomes Increased produce wastage	Increase of land under food production Construction of industrial parks for value addition Opening of feeder roads Timely disbursement of funds Promote good agricultural practices
		Enhanced service delivery Increased acreage of land for food production	Increased poverty levels Malnutrition Reduced family incomes	Procurement of tractors and farm implements Intersectoral coordination
Livestock Production and Management	Trade, finance, and agriculture, roads and public works	Increased quality of extension services provides Increased production of milk and meat supply Increased income and better standard of living Production of high quality of breeds	Ecological imbalance Drought and famine Increased poverty levels Malnutrition Reduced family incomes	Supply of quality livestock breeds for milk and meat. Educating the population on proper eating habits Looking fir markets for produce Opening of feeder roads
Veterinary Services and Management	Finance, public health, trade and weight and measure	Provision of quality artificial insemination services Increased supervision of meat inspection activities	Increased risk of livestock and human diseases Malnutrition Reduced income	Supply of AI kits Capacity building Construction of slaughter houses

Programme Name	Sector	Cross-sector Impact		Measures to Harness or Mitigate the Impact
		Synergies	Adverse impact	
Fisheries Development and Management	Water, environment, finance and water	Increased fish production High Quality of fish harvested Improved method of inspection on lakes Production of Quality water supply Improved method of fishing Increased availability of quality, quantity and affordable feeds	Malnutrition Reduced income Increased poverty levels	Distribution of quality fingerlings Construction of fishponds Introduction of cage fishing in Sori and Muhuru bay Capacity building
Cooperative Development Services	All sectors	Creates meaningful employment Promotes social and responsibility Increasing communities' sustainable economic capacity.	Internal conflicts amongst members due to varied perspectives from members.	Implementations of effective, supportive legislative and regulatory environment to enable more successful cooperate developments.  Forming a cooperative enterprise can be an effective approach in addressing market failures and improving socio-economic well-being of its members.
	Governance and Administration	Better managed farmer organizations	Collapsed farmer organizations and loss of revenue	Improve governance structures
Trade and Markets promotion and Development	All sectors	Growth, Job creation, poverty reduction, increased production through improved business environment and expanded markets.  Growth and development of service sector	Reduced household incomes  Increased poverty level  Dumping of produce  Poor business environment	Construction of market shades  Giving incentives to attract investors  Resource mobilization  Improving our ease of doing business index
Industrial Development And Investment Services	All sectors	Low costs of production. Creates more job employment opportunities.	Mass migration from rural areas.  Depletion of natural resources.  Pollution	Strict policies implementation in regards to pollution.  Conservation of natural resources.



Programme Name	Sector	Cross-sector Impact		Measures to Harness or Mitigate the Impact
		Synergies	Adverse impact	
Tourism Development	All sectors	Creates jobs both through direct employment in tourism sector and indirectly in sectors such as retail and transportation. Provides opportunities for small scale business enterprises and generates extra tax revenues. Assists in preservation of traditional customs.	Jobs created by tourism are always seasonal and pays poorly.  Successful tourism relies on establishing reliable infrastructure, roads and visitor centers thus contribute to increased costs in implementation. Tourism contributes to erosion of culture e.g. drugs and alcohol, prostitution and increased crime levels.	Better planning and practices to be done to safeguard natural assets and our culture.  Effective use and implementation e.g. Tool of environmental assessment. Implementation of strict laws.
Child care support services	Education Finance, Cpsb	Increase enrolment and literacy level Capacity building and recruitment of more ECD caregivers	Inadequate ECDE, inadequate funds Poor enrolment Increased levels of illiteracy Poor child development	Re-allocation of resources Proper human resource planning
Sport Development	Education,Finance ,Lands, Health	Increase the number of youth engagement hence avoiding unnecessary activities, increase in competitiveness Joint Design and supervision of infrastructural development	Increase in youth participation hence inadequate funds provided, Increase in crime rates increase in injury leading to poor health and medical costs	Improve in health services Allocation of enough funds Talent scouting and training Designing of stadiums and playgrounds
Youth Development & Empowerment	Education,Health, Ict,Environment,Finance	Mobilization of resources to enhance youth development programs , improve efficiency in resource allocation, improve quality of life of young people, create opportunities for youth development and consequently empower the youth economically, socially and politically.	Misuse of resources due to many youth participations Employment is seasonal not permanent	Create more chances of employment to youths
Culture Development Promotion And Arts	All Sectors	Increases the day running of funds Encourage promotion of art development Encourage art education Encourage local tourism	Increase in illiteracy Increase in misuse of funds Loss of rich cultural heritage	Allocation of resources Promotes and equip the cultural arts Allocation of resources Protection and Gazettement of cultural centers Awareness creation

Programme Name	Sector	Cross-sector Impact		Measures to Harness or Mitigate the Impact
		Synergies	Adverse impact	
Gender And Equality Services	All sectors	Promotes growth, employment generation and the role of public goods Ensures that sustainable population policies are grounded in sexual and reproductive health and rights	Leads to abuse of gender Gender based violence Breakdown in the family structure	Strictly educate on gender and equality
Housing development services	Roads, transport & Public Works, water and energy	Opening up of earmarked roads Construction of amenities Construction of treatment plants and sewer lines.	Reduction of incomes Increased poverty levels Slowed rate of urban development	Increased budgetary allocation  Coordination between the departments Awareness creation
Land resources development and management services	Trade, works, environment	Provision of market plans Construction of Storm water drainage channels	Reduced incomes Soil erosion Water disasters	Public sensitization Increased budgetary allocation Increased disaster prevention initiatives
	Environment	Mapping of disaster prone areas Mapping of Ecologically fragile/sensitive areas Mapping of solid waste management sites	Catastrophies from disasters Reduced incomes Damage of property and government installations	Budgetary allocation Capacity building and hiring of gis experts Interdepartmental coordination
	Agriculture	Protection of Agricultural lands	Fragmentation of potential agricultural	Budgetary allocation
Preventive and Promotive Health Services	Health. Agriculture. Education. Water,	Clean and safe water. Healthy and productive population Reduced case of communicable diseases.	Overpopulation. Increased budget deficit	Diversify crop production. In schools, sensitization of hygiene.  Reprioritization of resources.
Curative, Rehabilitative and Referral Services	All sectors.	Prevention of diseases, illness, injury and other mental illness to individuals. Helps people with disabilities to get gainful employment and do with reliance on others.	Increased costs resulting to severe resource constraints in implementation.	Proper planning and effective management of limited resources available.
Infrastructure development	Roads and public works, finance, economic planning , lands	Acquisition and titling of land for development Drawing of modern building plans Resource mobilization Procurement of modern medical equipment	Increased infant mortality rate Poor living standards Increased disease prevalence	Resource mobilization  Increased interdepartmental coordination  Capacity building

Programme Name	Sector	Cross-sector Impact		Measures to Harness or Mitigate the Impact
		Synergies	Adverse impact	
Water supply and management services	Physical planning, roads, agriculture, environment, public health, education, gender and finance	<p>Increased water output in the county</p> <p>Availability of safe water and affordable sanitation services</p> <p>Improved sewerage and drainage system</p> <p>Reduced incidences of water borne disease</p> <p>Improved protect of water catchment areas</p> <p>Improved income for local communities</p>	<p>Increased spread of waterborne diseases</p> <p>Reduced incomes</p> <p>Poverty</p> <p>Less number of industries setting up in the county</p> <p>Poor living standards</p>	<p>Resource mobilization</p> <p>Mapping of catchment areas</p> <p>Interdepartmental coordination</p>
Environment and Natural Resource Conservation and Management	Environment Forestry Water Agriculture Health	Budget for Environment Management And Protection	Inadequate resources to finance other programmes	Mobilize for more resources from the County, National government and development partners
	Environment Forestry Water Agriculture Health	Clean Environment Increased forest cover	Reduced land for human activities	Increase budget to develop and increase forest cover across the County Promotion of alternative means of energy.
Kenya Devolution Support Programme	All sectors	Efficient and effective service delivery	Inclinations to donor terms and conditions on the grant	Adherence to terms and conditions
Disaster Management	Finance Environment Health Education agriculture	Disasters preparedness and timely response	Inadequate resources to finance other programmes	Resource mobilization
Governance and executive management	All sectors	Seamless implementation of development projects and programs effective and efficient service delivery	Duplication of functions Misuse of public funds	Clear vision and mission, objectives functions and activities
Cohesion and peace building	All sectors	Creation of opportunities for all	Slow rate of economic growth	Regular citizen peace building forums
		<p>Close monitoring</p> <p>Developing of feedback mechanisms</p>	<p>Possible human disasters</p>	<p>Development of warning mechanisms</p> <p>Equal distribution of development opportunities</p>

Programme Name	Sector	Cross-sector Impact		Measures to Harness or Mitigate the Impact
		Synergies	Adverse impact	
Strategy and service delivery	Executive, finance	Ensuring that resources are absorbed in viable projects Follow up of service providers to ensure value for money Development of accountability structures	Embezzlement of public funds Shoddy work by contracted service providers Poor service delivery	Enhanced coordination of sectors Compilation of regular reports to various assembly committees.
Public financial Management	All sectors	Adequate and sufficient funding for projects and programs	Incomplete implementation of projects/programs Underfunding of projects	Enforce revenue collection and increase revenue points. Prudent management of resources Revenue resource mapping ER system
	All sectors	Prudent utilization of public resources	Misappropriation of public resources Inaccurate and misleading audit reports	Production of quality reliable and timely audit reports
	All sectors	Automation of procurement procedures Timely procurement of services and projects	Non completion of projects within the stipulated timelines Litigations Increase in project costs Missing out on grants	Adherence to procurement laws and policies Full implementation of IFMIS modules Timely requisition of projects and services by departments
	All sectors	Timely payments for goods and services Satisfied clients	Inaccurate financial reports Low funds absorption rates Delays in project/ programs implementation Adverse audit opinions	Training and capacity building Adherence to financial regulations and procedures as provided for in PFM Act
Economic Policy and County planning	All sectors	Enough resource for development (resource mobilization) Streamlined allocation of resources Integrated economic plans Improved funds Absorption Improved service delivery Quality and accountable governance Seamless implementation of plans	Unsustainable decision making Inadequate resources	Capacity building of technical staff

Programme Name	Sector	Cross-sector Impact		Measures to Harness or Mitigate the Impact
		Synergies	Adverse impact	
	All sectors	Aligned human resource, support systems and functions.	Inefficiency and ineffectiveness of service delivery Low staff motivation, performance and productivity Duplication of functions	Training and capacity building
Human Capital management and development	All sectors	Signing of performance contracts  Initiation of RRIs Regular reports	Poor service delivery  Lack of parameters of measuring quality of services	Consultative meetings  Regular follow-up meetings  Monitoring and evaluation
	All sectors	Effective and efficient service delivery Formulation of service delivery charters	Poor service delivery Lack of proper coordination	Interdepartmental coordination Resource mobilization Formulation of bills and policy papers

## CHAPTER 6: IMPLEMENTATION FRAMEWORK

### 6.1 INTRODUCTION

The section gives an overview of the institutional framework upon which the County Integrated Development Plan shall be implemented. It highlights the structure of the County government and the roles to be played by various bodies in achieving the goals articulated in the CIDP.

A summarized institutional framework that informs implementation is stipulated below

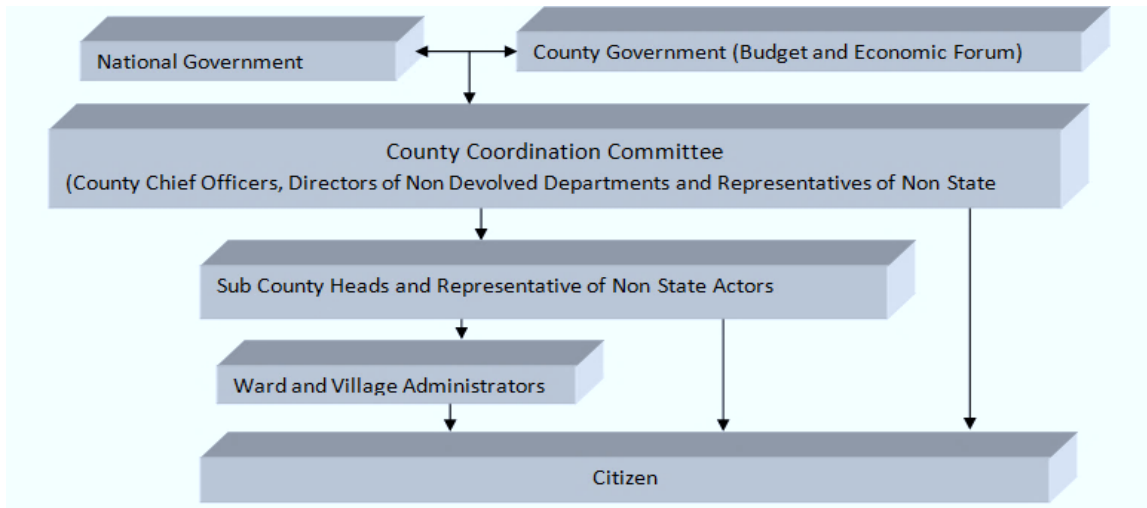
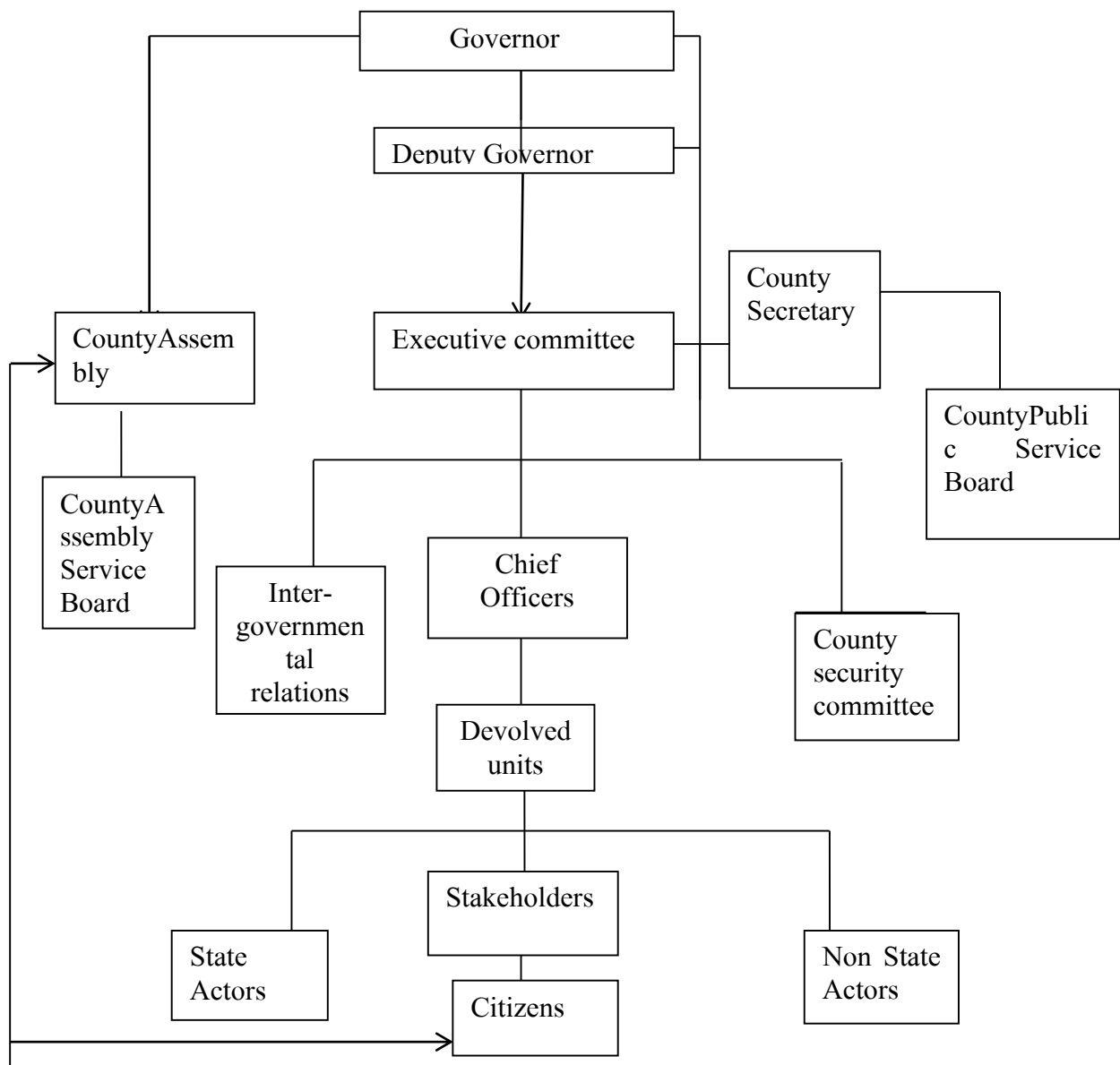


Figure 22: Organizational Structure for Migori County





## **6.2 THE COUNTY EXECUTIVE**

The County Executive committee consists of the Governor, the Deputy Governor and members appointed by the Governor with the approval of the County Assembly.

### **6.2.1 The Governor**

In relation to the County Integrated Development Plan, the roles of the Governor as envisaged in the County Government Act include;

- a) Recognize the rights and aspirations of the people of Migori towards self-governance and to this end promote understanding and unity among the residents of this county. The numerous consultative forums that were held in the process of developing this integrated plan justifies the recognition of the people's rights and aspirations
- b) Explore and identify existing and potential county resources that can be exploited for social and economic gains of the people.
- c) Submit to the county assembly an annual report on the implementation status of the county policies and plans
- d) Consider, approve and assent to bills passed by the county including the CIDP
- e) Supervise, manage and implement the County financial budget efficiently to ensure that all funds allocated for development projects in the CIDP are properly accounted for.
- f) Assign to every member of CEC responsibility to ensure discharge of any function within the county and the provision of related services to the people
- g) Deliver annual state of the county address containing such matters as may be specified in county legislation including an annual report on the implementation status of the County Integrated Development Plan.
- h) Ensure proper implementation of both county and national legislation and promote efficient administrative linkages between county government and national government.

### **6.2.2 The Deputy Governor**

- a) Shall deputize the Governor's functions.
- b) May be assigned any other responsibilities or portfolio as a member of the County executive committee.

### **6.2.3 County Executive Committee Members**

Weaving the County Integrated Development Plan to article 183(1) of the constitution and Part V sections 36 and 37 of the county Government act, the functions of the County Executive Committee include;

- a) Monitoring the process of planning, formulation and adoption of the integrated development plan by a city or municipality within the county;
- b) Assisting a city or municipality with the planning, formulation, adoption and review of its integrated development plan;
- c) Facilitating the coordination and alignment of County Integrated Development Plans of different cities or municipalities within the county and with the plans, strategies and programmes of national and county governments.
- d) Taking appropriate steps to resolve any disputes or differences in connection with the planning, formulation, adoption or review of an integrated development plan.
- e) Supervision of the administration and delivery of services in the county and all decentralized units and agencies in the county
- f) Carrying out any function incidental to any of the assigned functions regarding to CIDP
- g) To draft bills and implement county legislation
- h) Implementing, within the County, national legislation to the extent that the legislation so requires.

- i) Managing and coordinating the functions of the County administration and its departments.
- j) Preparing proposed legislation for consideration by the County assembly.
- k) Providing the County assembly with full and regular reports on matters relating to the County.
- l) Preparing departmental budgets to be submitted to the CEC in charge of Finance

**6.2.4 County Chief Officers**

They shall be responsible to the respective county executive member for the administration of county departments; implementation of policies and the development plans to attain Vision 2030 and sector goals; promote national values and principles of governance and values and principles of public service.

- a) Shall be the authorized officer in respect of exercise of delegated power
- b) Shall perform duties as may be assigned by the Governor

**6.2.5 County Public Service Board**

Shall be charged with;

- a) The responsibility of recruiting and
- b) Performance of the county personnel who will be responsible for the implementation of the plan.

**6.2.6 Devolved County Level Units**

These include all departments with devolved functions and the Cities and Municipalities as they will all be involved in the implementation of this plan. The units, from the county level to the village level, where applicable are responsible for policy implementation, guidance, service provision and enforcement of rules and regulations. The units are also responsible for prioritizing projects and programmes in their operational areas.

**6.3 THE COUNTY LEGISLATURE**

The County assembly forms the legislative arm of the County Government. The County assembly has a speaker and the members of county assembly who are elected by registered voters of the ward

**6.3.1 County Assembly Speaker**

The roles of the speaker in relation to the CIDP are: -

- a) He represents and protects the authority of County Assembly
- b) Presides over the proceedings of the house and ensures they are conducted in accordance with the standing orders
- c) Organizes and determines business to be conducted in the house
- d) Receives bills, motions and questions and prepares an order paper for house business
- e) Ensures that the minorities in the house are given a fair hearing before the will of the majority prevails.

**6.3.2 County Assembly**

The County Assembly will enact county legislation that may affect or guide implementation of the plan, and will provide oversight in the plan implementation. It is the mandate of County Assembly to;

- a) Receive and approve among other plans and policies, the County Integrated Development Plan
- b) Appropriate funds for expenditure in the county based on CIDP as a county planning framework developed by the county executive committee and approved by the county assembly
- c) Presenting views, opinions and proposals of the electorate to the county assembly, thus providing a linkage between the county assembly and the electorate on public service delivery.
- d) Maintaining close contact with the electorate and consulting them on issues before or under discussion in the county assembly;

- e) Extending professional knowledge, experience or specialized knowledge to any issue for discussion in the county assembly.
- f) Through their respective House Committees, the County Assembly will play a critical role in playing an oversight on the implementation of the approved and budgeted projects drawn from the CIDP
- g) Approve the borrowing by the County government in accordance with Article 212 of the Constitution.
- h) Approve the budget and expenditure of the County government in accordance with Article 207 of the Constitution, and the legislation contemplated in Article 220(2) of the Constitution, guided by Articles 201 and 203 of the Constitution
- i) While respecting the principle of separation of powers, the County Assembly may exercise oversight over the County executive committee and any other County executive organ

## 6.4 THE CITIZENS

### 6.4.1 Residents

- a) In line with CAP 11 article 174 (c) of the constitution, this CIDP respected the object of devolution of government of giving powers of self-governance to the people and enhancing the participation of the people in the exercise of the powers of the state and in making the decisions affecting them. As such, the residence of Migori did play their role towards the development of this County Integrated Development Plan through contributions of their wishes and aspirations as well as assisting in identifying the existing and potential County resources. This was enhanced through various consultative forums.
- b) The Citizens will also play a pivotal role in the monitoring and oversight of the CIDP implementation.

### 6.4.2 Stakeholders

Are responsible for;

- a) Prioritizing county programmes and projects while ensuring sustainability and ownership.
- b) They also provide finances, materials and services for programmes and projects.

**Table 46: County stakeholders and their roles**

Stakeholder	Role
CDF/CDTF	Construction, rehabilitation, equipping of facilities in the county
Religious organizations	Participate in decision making
Civil Society Organizations	<ul style="list-style-type: none"> <li>- Complement the government's development agenda.</li> <li>- Creation of awareness on rights and privileges of the public.</li> </ul> Promotion of good governance.
Community/Citizen	Active participation in development and decision making and enhance sustainability of projects and programmes. Engage in conservation, and compliance and social audit.
Development Committees	Plan and implement and monitor projects and programmes.
Development Partners	Inject resources in form of credit, grants and material and technical support.
Farmers' Organizations; SACCOs	Extension services, community and resource mobilization.
Finance Institutions	Avail affordable credit; create awareness
National Government	Policy formulation, guidance, service provision, enforcement of rules and regulations.
Kenya National Bureau of Statistics (KNBS)	Collection and dissemination of consumable data for planning purposes

Stakeholder	Role
Gender Based organizations	Promote all-inclusive development, gender and human rights.
Out growers Companies	Provides farmers with credit for cane development, education, food crop farming and purchase of farm inputs.
Processing and service Industries	Provides market directly and indirectly to a large number of producers; Create employment opportunities.
National Aids Control Council	Provide policy guidance and support on HIV/AIDS.
National Council for Persons with Disability	Enhance capacity of disabled person's organizations, institutions and individuals; Support educational institutions for physically challenged
NEMA	Conduct Environmental audits (EAs) and prepare Environmental impact Assessment reports (EIAs).
Parliament	Formulation and passage of national laws & policies, provision of conducive environment and offer oversight.
Private Sector	Partners in service provision; Employment creation; Promotion of private enterprises and competition Formulation of priorities.
Red Cross	Provision of relief supplies during emergencies and disaster management
Research Institutions	Undertaking research and dissemination of findings to all stakeholders.
Trade Unions	Promotion of HR management & Development and welfare of workers.
The National Government Parastatals and SAGAS	To provide specialised services to the County citizens and also implement specific parliamentary acts.
Transport Service Providers	Provide transport services to all stakeholders
Infrastructure Development Agencies	Promote construction, maintenance, expansion, safety and management of infrastructure.

#### 6.4.3 Other Offices

The following offices may be created to strengthen the implementation on the CIDP.

- a) **County Security Committee:** Will play an important role of ensuring that the county is safe for achievement of the proposed projects and programs.

## 6.5 RESOURCE REQUIREMENTS BY SECTOR

### 6.5.1 Summary of Proposed Budget by Sector

Table 47: Summary of Proposed Budget by Sector

Sector Name	Amount (Ksh.)	As a percentage (%) of the total budget
Roads, Public works and transport	2.225B	6.72%
Agriculture, livestock production and fisheries development	1.655B	5.00%
Trade and Industrialization	1.755B	5.30%
Health and Nutrition	3.545B	10.71%
Education, youth development and sports and gender services	4.127B	12.47%

Sector Name	Amount (Ksh.)	As a percentage (%) of the total budget
Energy and water	9.728B	29.39%
Environment and Disaster management	1,545B	4.67%
Lands, Housing and Physical Planning	2.142B	6.47%
Public service board and public service Management	1.441B	4.35%
ICT	140M	0.42%
Finance and Economic planning	2.935B	8.87%
County Assembly	730M	2.21%
County Executive	1.130B	3.41%
<b>Total</b>	<b>33.09850</b>	<b>100.00%</b>

#### 6.5.2 The Resource Mobilization Framework

This section explains the resource mobilization strategies which should include: revenue raising, asset management, financial management, debt management, capital financing and accountability. It also gives detail resources expected from own-source, the equitable share of national revenue, expected conditional grants from National Government or Development Partners as well as the Public-Private Partnerships (PPPs) arrangement.

#### 6.5.3 Revenue streams Projections

Table 48: Revenue streams Projections

REVENUE AND GRANTS PROJECTIONS							
SOURCE	ACTUAL (2016/17)	2017/18	2018/19	2019/20	2020/21	2021/2022	2022/23
Equitable Share	6,020,897,512	6,924,032,138.80	7,962,636,959.62	9,157,032,503.56	10,530,587,379.10	12,110,175,485.96	13,926,701,808.86
Conditional Grants	268,360,700	308,614,805.00	354,907,025.75	408,143,079.61	469,364,541.55	539,769,222.79	620,734,606.21
Other Sources (Health Funds)	155,748,631.00	179,110,925.65	205,977,564.50	236,874,199.17	272,405,329.05	313,266,128.41	360,256,047.67
Local Revenue	350,334,346.00	399,846,747.50	440,175,993.39	480,505,239.28	520,834,485.17	561,163,731.06	601,492,976.94
<b>Total</b>	<b>6,020,897,512.00</b>	<b>6,924,032,138.80</b>	<b>7,962,636,959.62</b>	<b>9,157,032,503.56</b>	<b>10,530,587,379.10</b>	<b>12,110,175,485.96</b>	<b>13,926,701,808.86</b>

#### 6.5.4 Local Revenue Projections

Table 49: Local Revenue Projections

DEPARTMENT	ACTUAL (2016/17)	2017/18	2018/19	2019/20	2020/21	2021/2022
Agricultural activities	1,737,585.00	1,983,156.14	2,183,180.76	2,383,205.37	2,583,229.99	2,783,254.60
Approval of plans	1,964,100.00	2,258,715.00	2,597,522.25	2,987,150.59	3,435,223.18	3,950,506.65
Billboard fees	15,101,754.00	17,367,017.10	19,972,069.67	22,967,880.11	26,413,062.13	30,375,021.45
Business permit	57,092,030.00	65,655,834.50	75,504,209.68	86,829,841.13	99,854,317.30	114,832,464.89
Cesses	92,528,337.00	106,366,224.21	122,053,625.27	140,011,765.38	160,581,255.42	184,153,797.87
Environment and conservancy administration	1,575,600.00	1,798,277.97	1,979,655.44	2,161,032.92	2,342,410.40	2,523,787.88

DEPARTMENT	ACTUAL (2016/17)	2017/18	2018/19	2019/20	2020/21	2021/2022
External service fees	762,800.00	877,220.00	1,008,803.00	1,160,123.45	1,334,141.97	1,534,263.26
Fines penalties and forfeitures	253,600.00	291,640.00	335,386.00	385,693.90	443,547.99	510,080.18
Fuel levy	30,500.00	35,075.00	40,336.25	46,386.69	53,344.69	61,346.39
Health and sanitation revenues	21,385,772.00	24,584,077.63	28,209,855.34	32,360,461.55	37,114,620.53	42,562,865.19
Kiosk operating fees	4,540,240.00	5,181,907.56	5,704,563.87	6,227,220.18	6,749,876.48	7,272,532.79
Land rates	28,170,598.00	32,396,187.70	37,255,615.86	42,843,958.23	49,270,551.97	56,661,134.76
Liquor licences & application	2,075,820.00	2,387,193.00	2,745,271.95	3,157,062.74	3,630,622.15	4,175,215.48
Market/trade centre fee	38,529,910.00	44,309,396.50	50,955,805.98	58,599,176.87	67,389,053.40	77,497,411.41
Other receipts not classified anywhere-weights/ measures	152,800.00	175,651.69	201,557.65	231,213.47	265,181.64	304,109.00
Physical planning activities	3,017,606.00	3,444,081.23	3,791,457.31	4,138,833.40	4,486,209.49	4,833,585.58
Plot rent	2,647,850.00	3,045,027.50	3,501,781.63	4,027,048.87	4,631,106.20	5,325,772.13
Slaughterhouse administration	12,831,210.00	14,755,891.50	16,969,275.23	19,514,666.51	22,441,866.49	25,808,146.46
Survey fees	1,098,254.00	1,262,992.10	1,452,440.92	1,670,307.05	1,920,853.11	2,208,981.08
Transport on land	1,907,390.00	2,192,645.83	2,516,027.76	2,886,218.97	3,310,240.85	3,796,168.01
Vehicle parking fee	62,930,590.00	71,824,507.12	79,068,853.18	86,313,199.24	93,557,545.29	100,801,891.35
<b>TOTAL</b>	<b>350,334,346.00</b>	<b>399,846,747.50</b>	<b>440,175,993.39</b>	<b>480,505,239.28</b>	<b>520,834,485.17</b>	<b>561,163,731.06</b>

#### 6.5.5 Strategies for Raising Revenue

Based on the above outlook the CIDP has identified the following strategies to help bridge the resources gap and to mitigate the risks posed by over-reliance on few revenue sources. This will be through the following measures;

##### a) Private-Public Partnerships' Legal and Policy Framework

The County Government will invest to increase the level of private investment into public goods. This will be through development of County Private-public partnerships' legal and policy framework which will provide an avenue of mobilizing resources from the private sector. The legal framework will act as a guideline into actualizing the partnerships by providing terms and conditions that guide the day to day management of such partnerships.

To exploit the county potential, PPPs will be sought in key strategic sectors, especially in Livestock value addition, energy, mining and tourism. The county has huge potential for solar (clean) sources of energy and for tourism. In the medium term, the county government will seek partnerships with private investors to exploit these opportunities to grow the county economy and revenue sources.

##### b) Creation of Regional Economic Block

The County Government will champion for the creation of a viable economic bloc to help in the implementation of strategies that would have a positive impact on the region. Such a bloc will facilitate mobilization of resources from the neighbouring counties for implementation of the CIDP. The bloc would also help address common challenges that affect the region and those that would require the efforts of all the affected counties. Such challenges will include livestock diseases, drought and epidemics, Water management, infrastructure among others.

##### c) Tapping on International Funds

The County Government will aggressively initiate partnerships with development partners and tap on climate change funding and carbon credits for conservation of environment and increasing forest cover.

**d) Property Taxes**

The property rate has the highest potential for own revenue given the size of the county and the number of planned urban areas and the number of plots. The County Government will invest to develop a valuation roll which will guide the collection of property rate based on clear and transparent valuations during the plan period.

**e) Enhance Effective Trade Regulation through Trade Licenses to Maximize on Revenue Collection Coupled with ICT**

The County Government will streamline the trade licensing to ensure fair licensing fee based on the trade volumes and space occupied. It will conduct a comprehensive business survey to help develop a county business establishment database. This will be coupled with leveraging on ICT developments to strengthen the revenue collection system. In addition, citizen's engagement and public participation will be improved to accelerate good working relations and minimize conflicts in county taxation and revenue collection, legislation and business.

**f) County Investment, Marketing and Promotion of Legal and Policy Framework**

The County Government will endeavour to attract more investors into the county. This will be achieved through continuous and extensive marketing of the available investment opportunities in the County. The County Government through the committee of investment in the assembly will therefore be in charge of marketing the county investment opportunities. It will map, prioritize and document all the investment opportunities to ensure coordinated and sustainable investment.

Operationalizing this strategy, the County Government will develop the county investment marketing and promotion bill and the appropriate policy. The objective and purpose of the marketing and promotion bill will be to market the county as an ideal investment destination and promote the business of meetings, conferences and exhibitions.

**g) Other Sources**

In the short and medium term, the county is expected to attract new and retain existing non state actors in the form of aid, grants and bilateral development assistance. The county has a relatively large network of NGOs, donors and development partners. With the development of this plan, these non-state actors are expected to identify strategic areas to support development initiatives. As a government, the county will provide coordination to avoid duplication and assure sustainability of the development initiatives in the long term.

**h) Public Borrowing/Debt**

While the county governments are being encouraged not to borrow in the first three years of transition to allow them time to establish their financial systems, it is expected that in the medium term, the county will be able to borrow in order to finance key development projects. To attract investments (locally and internationally) the county has to aggressively improve its key infrastructure to ease movement of goods and persons, communication and access to markets outside the county. The investments in infrastructure are expected to increase economic activity in the county, boost trading activities, and exploit the county's enormous agricultural, tourism and mineral potential. Cumulatively, these activities will grow the county's revenue base to support the borrowing.

**i) Local Revenue**

The county has the potential to generate more funds internally if the following strategies are implemented

- i) The county will carry out a comprehensive study that will, among other things, rationalize the existing traditional revenues as was previously being collected by the defunct local authorities.
- ii) A comprehensive valuation roll based on urban spatial plans will be prepared so as to ensure that the county government is objective in land rates charged. This will help the county government to come up with new sources as guided by the now expanded mandates,



- introduction of automated payment systems to minimize contact with cash and develop more IT-enabled systems will help seal financial leakages.
- iii) The staff on the other hand will be placed under a performance-based system to enhance their efficiency and accountability.

### **Estimated Resource Gap and Measures of Addressing It**

The financing of this plan is estimated at 60%. In view of this, resource mobilization strategies on capital financing, asset management, revenue, debt management and financial management are outlined for effective implementation of this plan.

#### **6.5.6 Financial Strategy**

The county government will create elaborate financial strategies to ensure sustainable resourcing for implementation of this plan. These strategies will include the following:

### **Revenue Raising Strategies**

The county government will strategically enhance its internal and external revenue sources.

#### **a) Internal Revenue Raising Strategies**

The county government will pursue the following strategies on internal revenue sources;

- i. Increasing the revenue base by consolidating all classes of rates and charges collectable by the county government under one revenue base
- ii. Increasing efficiency in rates and charges collection through adoption of information technology and systems
- iii. Deploying sufficient financial, infrastructural and human resources for rates and charges collection
- iv. Sealing rates and charges administration loopholes that would open the collection process to corruption
- v. Enacting appropriate sector based laws to increase the rates and charges commensurate to current fiscal policies, structure and systems in the Country.
- vi. Effective implementation of annual finance acts

#### **b) External Revenue Raising Strategies**

External revenue raising sources strategies include;

- i. Establish or initiate joint funding mechanisms with national government ministries departments and agencies for capital projects and sector based programmes
- ii. Streamline financial management systems to enhance grants from national government ministries departments and agencies as well as development partners
- iii. Mobilise funds through loans or other financing instruments for infrastructural development
- iv. Strengthen relationships and partnerships with development partners and other non-state actors to support core programmes.
- v. Develop public private partnership models for providing core public services

#### **c) Asset Management Strategies**

County assets include land, buildings, motor vehicles, plant, machineries, and equipment. The county government will institute prudent asset management systems and processes including

- i. Development of county asset register
- ii. Valuation of all county assets
- iii. Adoption of asset management accounting principles including depreciation
- iv. Disposal of obsolete assets as prescribed under the Public Procurement and Asset Disposal Act, 2015
- v. Effective fleet management including maintenance of movable assets

- vi. Adoption of efficient purchase/lease models on high quality assets that generate value for money to the county
- vii. Sharing of assets among various county government departments to reduce on wastage
- viii. Safeguarding and protecting assets to ensure maximum security and elimination of cases of abuse
- ix. Development and adoption of county asset management policy and related laws

**d) Financial Management Strategies**

Adoption of appropriate financial management systems and processes will guide successful realization of this plan. The county government will pursue the following strategies:

- i. Strengthen the use of Integrated Financial Management Information System (IFMIS)
- ii. Enhancing budget and expenditure control mechanisms
- iii. Adopting prudent debt management policy
- iv. Adopting accountability systems through continuous monitoring, reporting and provision of timely financial information in accordance with accounting standards
- v. Adopting technology based public accounting systems
- vi. Ensuring compliance with Public Procurement and Asset Disposal Act, 2015 and related regulations
- vii. Adopting efficient cash flow management system
- viii. Strengthening departmental financial management internal controls, efficiency and integrity
- ix. Ensuring adequate and qualified personnel in accounts, procurement, budget and audit units of finance department
- x. Adherence and effective implementation of financial management laws

**e) Capital Financing Strategies**

Infrastructure development will require adequate capital financing across sectors. To this end, the following strategies will be deployed:

- i. Identifying and pursuing long term capital financing instruments
- ii. Prioritizing infrastructure financing to minimize stalling of projects
- iii. Establishing and initiating public private partnership for infrastructure funding
- iv. Accessing affordable loans both locally and internationally for strategic public investments

**f) Strategies for Enhancing Cost Effectiveness**

The following measures to ensure cost effectiveness of public service delivery:

- i. Adopting appropriate criteria in the choice of model of providing public services
- ii. Use of standards, designs and models in costing development programmes and projects
- iii. Timely feasibility studies and environmental impact assessments for development programmes and projects
- iv. Develop county policy to govern and manage service delivery costs
- v. Ensuring public services costs are directed to the intended purposes
- vi. Continuous monitoring of public expenditures vis-à-vis the intended benefits
  - i. Instituting accountability mechanisms for all public expenditures
  - ii. Maintenance of cost sharing in financing operational costs

## **CHAPTER 7: MONITORING AND EVALUATION FRAMEWORK**

### **7.1 Introduction**

The County Monitoring and Evaluation Department is under the Office of the Governor. The department is in the process of finalising the Monitoring and Evaluation Policy which is expected to streamline their operations and also guide the relationship with other stakeholders in the county.

This plan will adopt a participatory Monitoring and Evaluation (M&E) approach that is recognized as a critical tool of supporting a coordinated approach to development in the county. The approach is all-inclusive where the government, development partners, private sector, non-state actors and members of the public are represented.

### **7.2 Data collection, Analysis, and Reporting**

Section 47 (1) of the County Government Act 2012 requires counties to develop a performance management plan that will inform the monitoring and evaluation (M&E) by outlining the expected inputs, outputs and results. The county evaluation is planned at two stages - mid-term and end-term. There will be quarterly and annual reports to assess the progress made in implementing the CIDP and providing necessary information and feedback. At the national level, M&E is conducted through the National Integrated Monitoring and Evaluation System (NIMES), whose main aim is to improve the effectiveness and quality of tracking of implementation of various development policies, strategies and programmes.

At county level, tracking progress towards the achievement of the policies, projects and programmes outlined in each CIDP will be undertaken through the County Integrated Monitoring and Evaluation System (CIMES). The CIMES is linked to the NIMES. The system will take cognizance of the projects and programmes included in the CIDP as well as indicators facilitating the MTEF process, and development aspects of the county. Analysis of CIMES results will demonstrate whether the resources spent on implementing CIDP investment programmes are leading to the intended outcomes, impacts and benefits for the county population. In this way, the CIMES will also provide essential feedback to the county budgetary allocation and execution processes, thereby ensuring that future county budget preparation and execution processes are tailored towards maximising their impact on achieving CIDP targets. The development of the CIMES will involve all key stakeholders in the county activities that are being implemented at national and county levels.

A County Monitoring and Evaluation Committee (CMEC) will be put in place to serve the needs of the county government, while complementing the national M&E system. The CMEC consists of members representing county and national government agencies, civil society organizations and the private sector. The CMEC will provide capacity building to instil M&E culture in county departments and agencies. The activities of the CMEC will include preparation of the county annual M&E report (CAMER), which will capture feedback to the national level. At the sub-county levels, there will be a sub-county M&E committee to coordinate M&E activities at sub-county, ward and village levels. An M&E unit will be established to act as the secretariat to coordinate the implementation of the CIMES.

### **7.3 M&E Outcome Indicators**

This section gives the monitoring and evaluation of outcome Indicators by sector. The result Matrices summarise the programme outcome indicators and targets. This will allow implementers and decision-makers alike to assess progress towards the various county development priorities.

Table 50: Outcome Indicators by Sectors

**HEALTH**

Sector	Programme	Outcome indicators	Baseline	Source of Data	Reporting Responsibility	Situation in 2018	Mid-term Target (2020)	End-term Target (2022)
Health	Infrastructure development	% of population living within 5km of a facility	50	DHIS	Chief Health Offer	53	56	70
		Per capita Outpatient utilization rate (M/F)	1.2	DHIS	Chief Health Offer	1.5	1.8	2.6
		Proportion of facilities providing immunization (%)	87	DHIS	Chief Health Offer	90	96	100
		Proportion of health facilities with functional laboratory services	39	DHIS	Chief Health Offer	45	55	70
		Bed Occupancy Rate	10	DHIS	Chief Health Offer	10	20	35
	Preventive and promotive health services	% of HIV clients on ARV's	99	DHIS	Chief Health Offer	100	100	100
		% of HIV clients on ARVs whose viral load is suppressed	86.9	DHIS	Chief Health Offer	95	95	95
		% of suspected malaria cases tested	75	DHIS	Chief Health Offer	80	90	100
		% of fevers tested positive for malaria	46.9	DHIS	Chief Health Offer	40.8	37.8	37.8
		% under 5's stunted	26.4	DHIS	Chief Health Offer	26.2	25.8	25.4
		% under 5 underweight	8.6	DHIS	Chief Health Offer	8.5	8.2	7.8
		% of TB patients completing treatment (Treatment success rates)	86	DHIS	Chief Health Offer	90	90	90
		TB Cure rate	86	DHIS	Chief Health Offer	90	90	90
		% Fully immunized children	74	DHIS	Chief Health Offer	78	84	90
					Chief Health Offer			
		Proportion of Open defaecation free (ODF) village	27.5	DHIS	Chief Health Offer	40	85	100
		% of households with latrines	72	DHIS	Chief Health Offer	77	87	100

Sector	Programme	Outcome indicators	Baseline	Source of Data	Reporting Responsibility	Situation in 2018	Mid-term Target (2020)	End-term Target (2022)
	Curative ,rehabilitative and referral services	Proportion of diabetic patients screened for eye complications	0	DHIS	Chief Health Offer	100	100	100
		Proportion of patients with cataracts who have undergone cataract surgeries	72	DHIS	Chief Health Offer	75	81	88
		% Women of Reproductive age screened for Cervical cancers	14.7	DHIS	Chief Health Offer	22	36	50
	Provide essential health services	% of births attended by skilled persons	59.6	DHIS	Chief Health Offer	62	66	80
		% of women of Reproductive age receiving family planning	54.5	DHIS	Chief Health Offer	57	61	65
		% of pregnant women attending 4 ANC visits	35.5	DHIS	Chief Health Offer	40	50	60
		Proportion of functional community units (%)	75	DHIS	Chief Health Offer	80	90	100
		% of facilities providing Basic Emergency Obstetric Care	70	DHIS	Chief Health Offer	73	80	90
		% of hospitals providing Comprehensive Emergency Obstetric Care	45	DHIS	Chief Health Offer	55	75	100

## TRADE, TOURISM AND COOPERATIVE DEVELOPMENT

Sector	Programme	Outcome indicators	Baseline	Source of Data	Reporting Responsibility	Situation in 2018	Mid-term Target (2020)	End-term Target (2022)
Trade, Tourism and Cooperative Development	Trade And Markets promotion and Development	% increase in number of business infrastructure		Periodic reports	Chief Officer trade			
		% increase in Loan repayment rates		Periodic reports	Chief Officer trade			

Sector	Programme	Outcome indicators	Baseline	Source of Data	Reporting Responsibility	Situation in 2018	Mid-term Target (2020)	End-term Target (2022)
		% increase in investment		Periodic reports	Chief Officer trade			
	Alcoholic drinks and drug abuse control	Reduction in substance use and abuse		Periodic reports	Chief Officer trade			
	Industrial Development And Investment Services	Employment rates		Basic Report on Well Being in Kenya 2015/2016	Chief Officer trade			
		Poverty index		Basic Report on Well Being in Kenya 2015/2016	Chief Officer trade			
		% increase in number of industries		Basic Report on Well Being in Kenya 2015/2016	Chief Officer trade			
	Cooperative Development Services	Increased job and wealth creation.		Handing over report	Chief Officer trade			
		Enhanced compliance and accountability		Periodic reports	Chief Officer trade			
		Loan repayment rates		Periodic reports	Chief Officer trade			
		Increased cooperative working capital asset base		Cooperative data base	Chief Officer trade			
	Tourism Development	% Increase in tourism arrivals and revenue generation		Tourism levy board	Chief Officer trade			
		% increase in tourism infrastructure		Periodic reports	Chief Officer trade			

**AGRICULTURE, LIVESTOCK PRODUCTION AND VETERINARY SERVICES, FISHERIES DEVELOPMENT**

Sector	Program me	Outcome indicators	Baseline	Source of Data	Reporting Responsibility	Situati on in 2018	Mid-term Target (2020)	End-term Target (2022)
Agriculture	Crop Development and Management	Improved land and crop productivity		Annual reports	Chief Officer ALVF			
		Improved access to quality farming inputs		Annual reports	Chief Officer ALVF			
		No. of Value addition industries		Annual reports	Chief Officer ALVF			
		Increased income from farming activities		Annual reports	Chief Officer ALVF			
		Extension officer/population ratio		Annual reports	Chief Officer ALVF			
		Adoption of modern farming methods		Annual reports	Chief Officer ALVF			
		% increase in acres of land under irrigation	0.5% of HH	Annual reports	Chief Officer ALVF		2.5%	3.5%
Livestock production	Livestock Production And Management	Volume and value of livestock produced		Annual reports	Chief Officer ALVF			
		Value addition industries		Annual reports	Chief Officer ALVF			
Veterinary services management	Veterinary services and management	Reduced incidences of livestock disease outbreaks	30 % coverage	Annual Reports	Chief Officer ALVF	40%	60%	80%
		Increased compliance with livestock movement control	50% compliance on permits	Annual Reports	Chief Officer ALVF	60%	80%	100%
		Reduced incidences of tick-borne diseases	10% functioning dips	Annual Reports	Chief Officer ALVF	15%	21%	27%
		Disease free compartments established	Nil in 2017	Annual Reports	Chief Officer ALVF		30	50
		Operational slaughter houses and leather cottage	4 slaughter houses 35 slaughter slabs	Annual Reports/Base line survey 2014	Chief Officer ALVF		4 slaughter houses 35	4 slaughter



Sector	Program me	Outcome indicators	Baseline	Source of Data	Reporting Responsibility	Situati on in 2018	Mid-term Target (2020)	End-term Target (2022)
		industries established					slaughter slabs	houses 35 slaughter slabs
			1 Tonne of leathers tanned/processed		Chief Officer ALVF		2.5	3.5
		Increased compliance with set standards	60%	Annual Reports	Chief Officer ALVF	70%	80%	100%
Fisheries	Fisheries Development and Management	Improved household food security and incomes		Annual Reports	Chief Officer ALVF			

## ENVIRONMENT AND DISASTER MANAGEMENT

Sector	Programme	Outcome indicators	Baseline	Source of Data	Reporting Responsibility	Situation in 2018	Mid-term Target (2020)	End-term Target (2022)
Environment and Natural Resources	Environment management and protection	% Increase in coverage of solid waste management	15% coverage	Department of Environment	Chief officer Environment and Disaster Management	20%	40%	60%
	Environment and Natural Resource Conservation and management	% increase in sustainably managed and conserved environment and natural resources	Nil National Natural Resources Strategy	Department of Environment KWS KFS LWF CETRAD	Chief officer Environment and Disaster Management	1	60%	100%
		% Reduction in carbon emissions	National Climate Change Policy and Climate Change Act	Department of Environment GROOTS	Chief officer Environment and Disaster Management	1	30%	50%
	Disaster risk management.	5% implementation level of 1 Disaster Risk Management	Draft bill on enforcement Policy on DRM and	Draft bill on enforcement Policy on DRM and	Chief officer Environment and Disaster Management	Draft bill on enforcement Policy on DRM and	30%	50%

Sector	Programme	Outcome indicators	Baseline	Source of Data	Reporting Responsibility	Situation in 2018	Mid-term Target (2020)	End-term Target (2022)
		Act,2014 provisions	bill on DRM	bill on DRM		bill on DRM		
		I increase in Timely responses to fire incidences	Nil Fire Engines and fire stations	Periodic reports	Chief Environment and Disaster management	2 fire engines	30%	50%

### PUBLIC SERVICE MANAGEMENT AND PUBLIC SERVICE BOARD

Sector	Programme	Outcome indicators	Baseline	Sources of data	Reporting responsibility	Situation in 2018	Mid-term target (2020)	End term target (2022)
Public Service management	County Administration	% increase in access to government services.	50%( Subcounties and wards)	Periodic reports	County Secretary		80%	100%
			Nil Village administrative units	Periodic reports	County Secretary	0	100%	-
		% increase in service delivery and decision making processes	40% (2017/2018 Status report on county service delivery)	Periodic reports	County Secretary	2013-2017 CIDP status report	70%	90%
		% increase in legal service support and informed decision making	10% of suits attended, 50% of draft policies and bills reviewed	Executive meeting minutes	County Secretary	100%	100%	100%
		% increase in service delivery systems	2017 Cabinet resolutions		County Secretary		100%	100%
		% increase in co-ordination between Intra and Inter Governmental relations	2017 IGTRC Resolutions	Periodic reports	County Secretary	100%	100%	100%

Sector	Programme	Outcome indicators	Baseline	Sources of data	Reporting responsibility	Situation in 2018	Mid-term target (2020)	End term target (2022)
	Human Capital Management and Development	% increase in Efficient and Effective management of the county Public service	12 PSC policies and related circulars 3 Draft organization structures	Organization structure	County Secretary	Existing organization structure	70%	90%
		% increase in Motivated and competent workforce	HR payroll	HR reports	County Secretary	100%	100%	100%
		% increase in Skilled labour force	10% in 16/17		County Secretary		40%	60%
		% increase in Strengthened welfare to employees	0.5% of staff on car and mortgage arrangement, 1 Law/Regulation on car mortgage	Policy on car and mortgage	County Secretary	Existing law/policy on car mortgage	2%	3%
		% increase in Improved Staff performance, job satisfaction and adherence to the principles of public service	50% of CPSB resolutions/decisions implemented	CPSB annual reports	County Secretary	100%	100%	100%
		% increase in Efficient and effective management of staff performance	98% of staff adhering to performance management appraisal system in 2017/18		County Secretary		100%	100%
		% increase in Effective management of administrative records	1 record management policy in place 1 HR registry in operation	Record management policy	County Secretary	Open shelf record management	30%	50%

Sector	Programme	Outcome indicators	Baseline	Sources of data	Reporting responsibility	Situation in 2018	Mid-term target (2020)	End term target (2022)
		% improvement in timely retrieval of archives	Record management policy in place	Record management policy	County Secretary	Open shelf record registry	30%	50%
	Civic Education and public participation	% Increase in public participation in county development processes	30% implementation level of public participation policies and legislations	Periodic reports	County Secretary	70%	60%	80%
		% increase in Informed citizenry on county governance	Nil trainers of trainees Nil modules on public participation		County Secretary		450 trainers 13,500 Members of public	750 trainers 22,500 members of public
		% increase in Personnel services	Levels of performance rating  Percentage of staff compliant on performance appraisal system.	2017/18 performance	County Secretary	CEO, CPSB Deputy County Secretary Head of Human Resource	90%	100%

## EDUCATION, YOUTH DEVELOPMENT, SPORTS GENDER AND SOCIAL SERVICES AND CULTURE

Sector	Programme	Outcome indicators	Baseline	Source of Data	Reporting Responsibility	Situation in 2018	Mid-term Target (2020)	End-term Target (2022)
Education, Youth, Culture and Social Services	Education support services	% increase in the number of bursary beneficiaries		Annual report	CO education, youth development, sports and culture and Gender		65%	65%
	Child care support services	% Increase of number of ECDE centres		Annual report	CO education, youth development, sports and culture and Gender		50%	100%
		% increase in enrollment in ECDE centres		Annual report	CO education, youth		60%	60%

Sector	Program me	Outcome indicators	Baseli ne	Source of Data	Reporting Responsibility	Situati on in 2018	Mid-term Target (2020)	End-term Target (2022)
					development,s ports and culture and Gender			
		% increase in the number of ecde teachers		Annual report	CO education,you th development,s ports and culture and Gender		50%	50%
		Teacher/pupil ratio		Annual report	CO education,you th development,s ports and culture and Gender			
	Youth Developm ent & Empower ment	% increase in enrolment into VETC		Annual Report	CO education,you th development,s ports and culture and Gender		40%	50%
		% increase in the number of VETCs		Annual report	CO education,you th development,s ports and culture and Gender		25%	30%
	Sport Developm ent	% increase in number of talent identification and nurturing activities		Annual report	CO education,you th development,s ports and culture and Gender		50%	55%
		Employment/unempl oyment rates		Basic Report on Well Being in Kenya2015/2016	CO education,you th development,s ports and culture and Gender			
		Crime rates		Police reports	CO education,you th development,s ports and culture and Gender			
		Dependency ratio		KNBS/NCPD A	CO education,you			

Sector	Program me	Outcome indicators	Baseli ne	Source of Data	Reporting Responsibility	Situati on in 2018	Mid-term Target (2020)	End-term Target (2022)
					th development,s ports and culture and Gender			
	Culture Development Promotion and Arts	Local revenue amount			CO education,you th development,s ports and culture and Gender			
		%Increase in number of social and cultural activities.		Annual reports	CO education,you th development,s ports and culture and Gender		50%	55%
		% change of Community awareness on cultural issues		Annual reports	CO education,you th development,s ports and culture and Gender		50%	60%
	Gender and Equality Services	GII index		Development reports	CO education,you th development,s ports and culture and Gender		0.60	0.55
		% increase in number of persons under social protection		Reports on social protection	CO education,you th development,s ports and culture and Gender		50%	65%
		% increase in number of persons in AGPOA		Procurement reports	CO education,you th development,s ports and culture and Gender		45%	50%

## LANDS, PHYSICAL PLANNING AND HOUSING

Sector	Programme	Outcome indicators	Baseline	Source of Data	Reporting Responsibility	Situation in 2018	Mid-term Target (2020)	End-term Target (2022)
Lands, Physical Planning and Housing	Land resources development and management services	Level of completion of spatial for 4 major towns	0	Physical planning unit	Chief Officer Lands, physical planning and housing	0	100%	100%
		Level of completion of the county spatial plan	0	Physical planning unit	Chief Officer Lands, physical planning and housing	0	100%	100%
		% of centres with physical development plans	40%	Physical planning unit	Chief Officer Lands, physical planning and housing	60% of the centres have no physical development plan	70%	100%
	Housing development and human settlement	% of improved functional housing facilities.	0	Housing unit	Chief Officer Lands, physical planning and housing	County Government houses are yet to be improved	70%	90%
		No. Of operational Management boards	0	Urban Development unit	Chief Officer Lands, physical planning and housing	Management Boards not yet in place	3	3
		No. of towns developed (smart)	0	Urban Development unit	Chief Officer Lands, physical planning and housing	0	13	20

## ENERGY

Sector	Programme	Outcome indicators	Baseline	Source of Data	Reporting Responsibility	Situation in 2018	Mid-term Target (2020)	End-term Target (2022)
Energy A	Energy Development	% household connected to electricity		Well being report 2015/16	Chief Officer Water and Energy			
		% increase in investment		Annual reports	Chief Officer Water and Energy			
		% increase in Value addition industries		Annual reports	Chief Officer Water and Energy			
		% increase in SMEs		Annual Reports	Chief Officer Water and Energy			



Sector	Programme	Outcome indicators	Baseline	Source of Data	Reporting Responsibility	Situation in 2018	Mid-term Target (2020)	End-term Target (2022)
		% of household adopting green energy		Annual Reports	Chief Officer Water and Energy			
		Poverty index		Well being report 2015/2016	Chief Officer Water and Energy			

## WATER AND SANITATION

Sector	Programme	Outcome indicators	Baseline	Source of Data	Reporting Responsibility	Situation in 2018	Mid-term Target (2020)	End-term Target (2022)
Water Development	Water supply and management services	% increase in access to clean and safe water and sanitation in the urban areas	80% of urban households	MIWAS CO Department of Water	Chief Officer Energy and Water	2,000	86%	90%
		% increase in investment	30% of households	MIWAS CO Department of Water	Chief Officer Energy and Water	35%	36%	40%
		% Increase in access to clean and safe water and sanitation in the rural areas	30% of rural households	Department of Water	Chief Officer Energy and Water	1,500	36%	40%
			60% pit latrine coverage	Department of Water	Chief Officer Energy and Water	500	63%	65%
		% increase in water resources management	60% of water catchment areas degraded	Department of Water	Chief Officer Energy and Water	2km <sup>2</sup> per WRUA/C FA	10% per WRUA/C FA	10% per WRUA/C FA
			30% of households and institutions	Department of Water	Chief Officer Energy and Water	4%	42%	50%

Sector	Program me	Outcome indicators	Baseline	Source of Data	Reporting Responsibility	Situation in 2018	Mid-term Target (2020)	End-term Target (2022)
			1 Policy	Department of Water	Chief Officer energy and Water	4	20%	30%

## ROADS, PUBLIC WORKS AND TRANSPORT

Sector	Programme	Outcome Indicators	Baseline	Source of Data	Reporting Responsibility	Situation in 2018	Midterm Targets (2020)	End Term Targets
Roads,public works and transport	Roads Network Improvement and Development	km of county roads upgraded to all weather roads	600 km	Roads unit	Chief Officer Roads,public works and transportation	600 km have been upgraded to all weather roads.	1200 km	2000 km
		Km of urban roads tarmacked			Chief Officer Roads,public works and transportation		12	20
		No. of functional bridges		Roads unit	Chief Officer Roads,public works and transportation		2 long span and 9 medium span bridges	2 long span and 15 medium span bridges
		No. Of functional machinery leased to own		Roads unit	Chief Officer Roads,public works and transportation			
	Public Works Services Delivery Improvement	% of project services requisitioned		Public works unit	Chief Officer Roads,public works and transportation		50%	70%
		Level of completion of Legislations for standards and policies	0	Public works unit	Chief Officer Roads,public works and transportation	0	100%	100%
		% of structures and bridges requisitioned	100%	Public works unit	Chief Officer Roads,public works and transportation	100%	100%	100%
		% of inspections for Private structures requested	10%	Public works unit	Chief Officer Roads,public works and transportation	10%	50%	70%

## FINANCE AND ECONOMIC PLANNING

Sector	Programme	Outcome indicators	Baseline	Source of data	Reporting responsibility	Situation in 2018	Mid-term target 2020	End-term target 2022
	Public Financial Management	percentage of functional goods, works and services procured	2017/18 Inspection and commissioning reports, Audit reports	Periodic supply chain reports	CO Finance and Economic planning	60%	80%	95%
		Percentage level of compliance to accounting policies	2016/2017 Auditor General management report.	Audit committee Internal auditor CEC Finance	CO Finance and Economic planning	100%	100%	100%
		% Reduction in risk rating and incidences in financial procedures and processed	2017/18 risk management plan.	Internal auditor Cooperative Auditor	CO Finance and Economic planning	LOW	LOW	LOW
		Percentage absorption of development votes Percentage allocation of development votes	2016/2017 Office of Controller of Budget report	Annual Controller of budget report Annual budget estimates, Annual budget output papers (CBROP and CFSP)	CO Finance and Economic planning	43%	45%	47%
		Percentage annual increase in revenue	2017/18 Budget estimates	Annual Controller of budget report Annual budget estimates, Annual budget output papers (CBROP and CFSP)	CO Finance and Economic planning	250M 20%	300M 20%	350M 20%
		% increase in Number of Functional revenue systems	2017 Status report on revenue centres.	Annual report on revenue centres	CO Finance and Economic planning	Functional markets, auction yards, cess points	Functional markets, auction yards, cess points and barrier points	Functional markets, auction yards, cess points

Sector	Programme	Outcome indicators	Baseline	Source of data	Reporting responsibility	Situation in 2018	Mid-term target 2020	End-term target 2022
						and barrier points		and barrier points
	Economic policy and county planning	Level of implementation of development programmes	2016/17 Controller of budget report.	Controller of budget report	CO Finance and Economic planning	33%	43%	53%
		% increase in Number of feasibility reports Number of county Statistical abstracts.  % increase in Number of statistical abstracts	Nil feasibility reports 2015 statistical abstracts	County Annual progress reports Annual budget estimates supportive documents	CO Finance and Economic planning	Nil feasibility reports  1 statistical abstract	6 feasibility studies reports  3 statistical abstracts	10 feasibility reports  5 statistical abstract
		% increase in Participatory budgeting support services	Functional CBEF	2017 CBEF status	CO Finance and Economic planning	1 Functional CBEF	1 Functional CBEF	1 Functional CBEF
		% increase in Strategic partnership and collaboration	Amount of resources mobilized	Annual LCDA report	CO Finance and Economic planning	600M	650M	660M

# ANNEXES

Table 51: On-going projects

## ROADS, TRANSPORT AND PUBLIC WORKS

### NYATIKE SUB COUNTY

Project Name/ Location*	Targets	Description of Activities (Key Outputs)	Green Economy considerations	Cost (Kshs.)	Source of funding	Timeframe	Implementing Agency
<b>North Kadem Ward</b>							
Agama-Tere Road	1	Murraming	Use of locally available materials and Strictly adhering to the projects EIA		COG/GOK/Development partners	2018-2022	County Government of Migori
Nyatuoro-Lwala-Lwanda Road	1	Opening			COG/GOK/Development partners	2018-2022	County Government of Migori
Agego-pom-Nyatworo Road	1	Opening			COG/GOK/Development partners	2018-2022	County Government of Migori

### SUNA EAST SUB COUNTY

Project Name/ Location*	Targets	Description of Activities (Key Outputs)	Green Economy considerations	Cost (Kshs.)	Source of funding	Timeframe	Implementing Agency
<b>Suna Central Ward</b>							
Kiringi Bridge	1	Construction of bridge	Use of locally available materials and Strictly adhering to the projects EIA		COG/GOK/Development partners	2018-2022	County Government of Migori
Kiringi Road Bypass	1	Construction and Tarmacking			COG/GOK/Development partners	2018-2022	County Government of Migori

### URIRI SUB COUNTY

Project Name/ Location*	Targets	Description of Activities (Key Outputs)	Green Economy considerations	Cost (Kshs.)	Source of funding	Timeframe	Implementing Agency
Uriri- Oria Road	1	Opening	Use of locally available materials and Strictly adhering to the projects EIA		COG/GOK/Development partners	2018-2022	County Government of Migori
Masoge-Olasi Road Culvert	1	Construction			COG/GOK/Development partners	2018-2022	County Government of Migori

### PUBLIC SERVICE MANAGEMENT

Project Name/ Location*	Targets	Description of Activities (Key Outputs)	Green Economy considerations	Cost (Kshs.)	Source of funding	Timeframe	Implementing Agency
<b>Kuria East Subcounty</b>							
Sub county offices at Nyabasi East	1	Construction and installations	Use of locally available materials and Strictly adhering to the projects EIA		COG/GOK/Development partners	2018-2022	
Gokeharaka Ward Administrator's Office	1	Construction and installations			COG/GOK/Development partners	2018-2022	County Government of Migori

Project Name/ Location*	Targets	Description of Activities (Key Outputs)	Green Economy considerations	Cost (Kshs.)	Source of funding	Timeframe	Implementing Agency
Nyabasi west ward office	1	Construction and installations			COG/GOK/Development partners	2018-2022	County Government of Migori
Ntimaru West Ward Admin Office	1	Construction and installations			COG/GOK/Development partners	2018-2022	County Government of Migori
<b>Kuria West Sub County</b>							
Bukira East Ward Admin Office	1	Construction and installations	Use of locally available materials and Strictly adhering to the projects EIA		COG	2018-2022	County Government of Migori

#### HEALTH

Project Name/ Location*	Targets	Description of Activities (Key Outputs)	Green Economy considerations	Cost (Kshs.)	Source of funding	Timeframe	Implementing Agency
<b>Nyabasi West Ward</b>							
Nyaroha Dispensary	1	Opening of the dispensary in 2017, Plastering Installation of doors	Use of locally available materials and Strictly adhering to the projects EIA		COG/GOK/Development partners	2018-2022	County Government of Migori
<b>Makerero Ward</b>							
Nyametaburo Dispensary	1	Roofing renovation Floor renovation.	Use of locally available materials and Strictly adhering to the projects EIA		COG/GOK/Development partners	2018-2022	County Government of Migori.
<b>Nyamosense Komosoko</b>							
Boremagongo Dispensary	1	Need plastering, fencing, floor, window pane, installation of power and water	Use of locally available materials and Strictly adhering to the projects EIA		COG/GOK/Development partners	2018-2022	County Government of Migori
Nyasagati Dispensary	1	Fixing of doors, floor, window pane and fencing			COG/GOK/Development partners	2018-2022	County Government of Migori
Komakara Dispensary	1	Construction			COG/GOK/Development partners	2018-2022	County Government of Migori
<b>NYATIKE SUB COUNTY</b>							
<b>Kaler Ward</b>							
Sagenya Dispensary	1	Completion, Stocking/Equipping the dispensary	Use of locally available materials and Strictly adhering to the projects EIA		COG/GOK/Development partners	2018-2022	County Government of Migori

Project Name/ Location*	Targets	Description of Activities (Key Outputs)	Green Economy consideration	Cost (Kshs.)	Source of funding	Timeframe	Implementing Agency
<b>Kanyasa Ward</b>							
Obware Health Centre (Kanyasa).	1	Water system, Beddings. Painting and Fencing	Use of locally available materials and Strictly adhering to the projects EIA		COG/GOK/Development partners	2018-2022	County Government of Migori
Otale Health Centre	1	Fencing, Painting and Renovation of staff houses			COG/GOK/Development partners	2018-2022	County Government of Migori
Riat Dispensary	1	Painting and Placenta pit construction			COG/GOK/Development partners	2018-2022	County Government of Migori
Kipingi Dispensary	1	Fencing Painting			COG/GOK/Development partners	2018-2022	County Government of Migori
<b>Muhuru Bay Ward</b>							
Lisori-Nyakumu Dispensary	1	Construction and installations	Use of locally available materials and Strictly adhering to the projects EIA		COG/GOK/Development partners	2018-2022	County Government of Migori.

#### TRADE, TOURISM AND COOPERATIVES DEVELOPMENT

Project Name/ Location*	Targets	Description of Activities (Key Outputs)	Green Economy consideration	Cost (Kshs.)	Source of funding	Timeframe	Implementing Agency
<b>NYATIKE SUB COUNTY</b>							
<b>North Kadem ward</b>							
Ndiwa Market Toilets	1	Painting, Finishing.	Tree planting and solar lighting		COG/GOK/Development partners	2018-2022	County Government of Migori
<b>KURIA EAST SUB COUNTY</b>							
<b>Nyabasi East ward</b>							
Kegonga Market pit latrine	1	Digging and construction of a pit latrine.	Tree planting and solar lighting		COG/GOK/Development partners	2018-2022	County Government of Migori

#### COUNTY ASSEMBLY

Project Name/ Location*	Targets	Description of Activities (Key Outputs)	Green Economy consideration	Cost (Kshs.)	Source of funding	Time frame	Implementing Agency
North Sakwa, Nyabasi East, Isebania, Makerero, God Jope, Nyabasi West MCA Offices	6	Construction and power installation	Use of locally available materials and Strictly adhering to the projects EIA		COG/GOK/Development partners	2018-2022	County Government of Migori

#### ECDE SERVICES

Project Name/ Location*	Targets	Description of Activities (Key Outputs)	Green Economy consideration	Cost (Kshs.)	Source of funding	Timeframe	Implementing Agency
<b>SUNA EAST SUB COUNTY</b>							



Project Name/ Location*	Targets	Description of Activities (Key Outputs)	Green Economy consideration s	Cost (Kshs. )	Source of funding	Timefram e	Implementin g Agency
<b>God Jope ward</b>							
Anganga primary ECDE classroom		Building ECDE Classroom	Use of locally available materials and Strictly adhering to the projects EIA		COG/GOK/Developmen t partners	2018-2022	County Government of Migori
<b>Suna central ward</b>							
Ombo, Kadika ECDE primary schools		Building ECDE	Use of locally available materials and Strictly adhering to the projects EIA		COG/GOK/Developmen t partners	2018-2022	County Government of Migori
<b>URIRI SUB COUNTY</b>							
<b>North Kanyamkago ward</b>							
Chunge, Ongora Kakuru, Malich, Kuna ECDE classrooms		Completion	Use of locally available materials and Strictly adhering to the projects EIA		COG/GOK/Developmen t partners	2018-2022	County Government of Migori
<b>South Kanyamkago ward</b>							
Magongo Pri. ECDE classroom	1	Constructio n of one standard classroom	Use of locally available materials and Strictly adhering to the projects EIA		COG/GOK/Developmen t partners	2018-2022	County Government of Migori
<b>KURIA EAST SUB COUNTY</b>							
<b>Ntimaru east ward</b>							
Nyamakongo Primary School ECDE classroom	1	Constructio n of ECDE classrooms	Use of locally available materials and Strictly adhering to the projects EIA		COG/GOK/Developmen t partners	2018-2022	County Government of Migori
<b>Nyabasi east ward</b>							
Kegonga ECDE classroom	1	Constructio n ECDE classrooms	Use of locally available materials and Strictly adhering to the projects EIA		COG/GOK/Developmen t partners	2018-2022	County Government of Migori
<b>Nyabasi west ward</b>							
Maeta, Komotob o ECDE classrooms	2	Constructio n of ECDE classrooms	Use of locally available materials and Strictly adhering to the projects EIA		COG/GOK/Developmen t partners	2018-2022	County Government of Migori
<b>KURIA EAST SUB CONTY</b>							
<b>Makerero ward</b>							
ECDE Classrooms at; Gukitimo, Taragwiti and Sorore primary schools.	3	Maintenanc e	Use of locally available materials and Strictly adhering to the projects EIA		COG/GOK/Developmen t partners	2018-2022	County Government of Migori

**POLYTECHNICS**

Project Name/ Location*	Targets	Description of Activities (Key Outputs)	Green Economy considerations	Cost (Kshs.)	Source of funding	Timeframe	Implementing Agency
<b>KURIA EAST SUB COUNTY</b>							
<b>Gokeharaka ward</b>							
Gamasisi Polytechnic	1	Construction installations	Use of locally available materials and Strictly adhering to the projects EIA		COG/GOK/Development partners	2018-2022	County Government of Migori
<b>Ntinaru East ward</b>							
Maendeleo youth polytechnic	1	Construction and installations	Use of locally available materials and Strictly adhering to the projects EIA		COG/GOK/Development partners	2018-2022	County Government of Migori
<b>NYATIKE SUB-COUNTY</b>							
<b>Muhuru bay ward</b>							
Muhuru Youth Polytechnic	1	Construction installations	Use of locally available materials and Strictly adhering to the projects EIA		COG/GOK/Development partners	2018-2022	County Government of Migori



## COMMUNITY PROPOSALS BY SECTOR, SUB-COUNTY AND WARD

Table 52: Community Proposals by Sector, Subcounty and Ward

### 1.0 AGRICULTURE, LIVESTOCK PRODUCTION, VETERINARY SERVICES AND FISHERIES

#### 1.1 KURIA EAST SUBCOUNTY

##### GOKEHARAKA WARD

Project Name/Location	Description of Activities	Source of funding	Timeframe	Implementing Agency	Remarks
Extension Officers	Deployment	COG/GOK/Development partners	2018-2022	County Government of Migori	Subject to availability of funds
Water Pans to Feed Livestock-Per Location	Construction	COG/GOK/Development partners	2018-2022		
Cattle Dip at Gutibu	Construction	COG/GOK/Development partners	2018-2022		
Veterinary Extension Officers	Deployment	COG/GOK/Development partners	2018-2022		
AI Services	Provision	COG/GOK/Development partners	2018-2022		
Gokeharaka Makonge, Nyamaranya, Masangora mkt, Getachongo, ihore mkt, Nguku mkt,	Drilling and Equipping of boreholes	COG/GOK/Development partners	2018-2022		
	Rehabilitation of The Springs	COG/GOK/Development partners	2018-2022		

##### NTIMARU WEST WARD

Project Name/Location	Description of Activities	Source of funding	Timeframe	Implementing Agency	Remarks
Farm Input Access Programme	Establishment	COG/GOK/Development partners	2018-2022	County Government of Migori	Subject to availability of funds
Grafted Fruits, Tissue Culture Bananas, Coffee Seedlings	Supply	COG/GOK/Development partners	2018-2022		
Bee Farming	Establishment	COG/GOK/Development partners	2018-2022		
Fish Ponds and Fingerlings	Construction and Stocking	COG/GOK/Development partners	2018-2022		

##### NTIMARU EAST WARD

Project Name/Location	Description of Activities	Source of funding	Timeframe	Implementing Agency	Remarks
Farm Input Access Programme	Establishment	COG/GOK/Development partners	2018-2022	County Government of Migori	Subject to availability of funds
Agricultural training centre (ATC) Gosebe	Construction, equipping and operationalisation	COG/GOK/Development partners	2018-2022		
Abattoir at the gosebe grazin scheme siabai	Construction and operationalization	COG/GOK/Development partners	2018-2022		
Exotic Bulls	Procurement and supply	COG/GOK/Development partners	2018-2022		
Boseang'eng'i	Establishment of a milk processing plant	COG/GOK/Development partners	2018-2022		

Project Name/Location	Description of Activities	Source of funding	Timeframe	Implementing Agency	Remarks
AI Services	Provision	COG/GOK/Development partners	2018-2022		
Bosea Ngengi	Construction of milk processing plant  Construction of a farmers processing center	COG/GOK/Development partners	2018-2022		
Siabai grazing scheme	Construction of an abattoir (slaughter house) class B	COG/GOK/Development partners	2018-2022		
Slaughter house at Gosebe	Construction	COG/GOK/Development partners	2018-2022		

#### NYABASI WEST WARD

Project Name/Location	Description of Activities	Source of funding	Timeframe	Implementing Agency	Remarks
Farm Input Access Programme	Establishment	COG/GOK/Development partners	2018-2022	County Government of Migori	Subject to availability of funds
Farm machinery	Provision	COG/GOK/Development partners	2018-2022		
Cattle Dip at Nyaroha, Kionyo	Construction	COG/GOK/Development partners	2018-2022		
Nyabosongo Coffee Co-Operative Society	Improving and Renovating	COG/GOK/Development partners	2018-2022		
Sweet Potato Processing Plant	Construction	COG/GOK/Development partners	2018-2022		
Veterinary Officers and Field Extension Officers at Komotobo, Maeta, Kebaroti, Tebesi, Nyabasi South and NyabasoEast	Deployment	COG/GOK/Development partners	2018-2022		
Fish Ponds and Fingerlings	Construction and stocking	COG/GOK/Development partners	2018-2022		

#### NYABASI EAST WARD

Project Name/Location	Description of Activities	Source of funding	Timeframe	Implementing Agency	Remarks
Sweet Potato Processing Plant	Construction	COG/GOK/Development partners	2018-2022	County Government of Migori	Subject to availability of funds
AI Services	Provision	COG/GOK/Development partners	2018-2022		
Fish Ponds and Fingerlings at Ndiba and Msambi	Construction and stocking	COG/GOK/Development partners	2018-2022		

### 1.2 KURIA WEST SUB COUNTY

#### TAGARE WARD

Project Name/Location	Description of Activities	Source of funding	Timeframe	Implementing Agency	Remarks
Farm Inputs	Supply	COG/GOK/Development partners	2018-2022	County Government of Migori	Subject to availability of funds
Spray Pumps to Farmers	Supply	COG/GOK/Development partners	2018-2022		
Cattle Dip at Kiomakebe	Construction and equipping	COG/GOK/Development partners	2018-2022		

Project Name/Location	Description of Activities	Source of funding	Timeframe	Implementing Agency	Remarks
Sweet Potato Processing Plant	Construction	COG/GOK/Development partners	2018-2022		
Maize Meal Industry	Construction	COG/GOK/Development partners	2018-2022		
Sweet Potato Processing Plant	Construction	COG/GOK/Development partners	2018-2022		
Fruit Processing Plant	Construction	COG/GOK/Development partners	2018-2022		
Veterinary Extension Officers	Deployment	COG/GOK/Development partners	2018-2022		

#### ISEBANIA WARD

Project Name/Location	Description of Activities	Source of funding	Timeframe	Implementing Agency	Remarks
Farm Inputs	Supply	COG/GOK/Development partners	2018-2022	County Government of Migori	Subject to availability of funds
Milk Processing Plant	Construction	COG/GOK/Development partners	2018-2022		
Fish Ponds and Fingerlings	Construction and stocking	COG/GOK/Development partners	2018-2022		
Cattle dip at Nyamwini villege	Construction	COG/GOK/Development partners	2018-2022		

#### BUKIRA EAST

Project Name/Location	Description of Activities	Source of funding	Timeframe	Implementing Agency	Remarks
FIAP Programme to 1000 farmers	Provision	COG/GOK/Development partners	2018-2022	County Government of Migori	Subject to availability of funds
Dairy Cows 8 per location	Distribution	COG/GOK/Development partners	2018-2022		
Cattle dip at Nyatech-Tarang'anya -Supply of drugs for chicken -Improvement of veterinary services	Construction	COG/GOK/Development partners	2018-2022		
Farm inputs	Supply	COG/GOK/Development partners	2018-2022		
Fish ponds and fish fingerlings in the entire ward	Construction and Stocking	COG/GOK/Development partners	2018-2022		

#### BUKIRA CENTRAL WARD

Project Name/Location	Description of Activities	Source of funding	Timeframe	Implementing Agency	Remarks
Farm input access program	Supply	COG/GOK/Development partners	2018-2022	County Government of Migori	Subject to availability of funds
sweet potatoe plant at Nyakwiri	Construction	COG/GOK/Development partners	2018-2022		
Supply of Dairy cows	Supply	COG/GOK/Development partners	2018-2022		
Cattle dip at Nyaigutu	Construction	COG/GOK/Development partners	2018-2022		
AI services at affordable cost	Provision	COG/GOK/Development partners	2018-2022		
Fish ponds at Nyakwiri, Tambotorera, Komomange, Gekamiri, Nyamesongora, Kagitura	Construction	COG/GOK/Development partners	2018-2022		
2 class B slaughterhouse at Kehancha and Number	Construction	COG/GOK/Development partners	2018-2022		

#### MAKERERO WARD

Project Name/Location	Description of Activities	Source of funding	Timeframe	Implementing Agency	Remarks
Farm Inputs	Supply	COG/GOK/Development partners	2018-2022	County Government of Migori	Subject to availability of funds
Fish Ponds and Fingerlings at Bingutwi, Remonanta, Kugipimo and Keburwi	Construction and Stocking	COG/GOK/Development partners	2018-2022		
Dams; Newly; At Kombita, Gesiora And Magihia Rehabilitation;; Mogeimuya,	Construction and Rehabilitation of Dams	COG/GOK/Development partners	2018-2022		

#### NYAMOSENSE/KOMOSOKO WARD

Project Name/Location	Description of Activities	Source of funding	Timeframe	Implementing Agency	Remarks
Farm Inputs	Supply	COG/GOK/Development partners	2018-2022	County Government of Migori	Subject to availability of funds
Bee keeping	Establishment	COG/GOK/Development partners	2018-2022		
Slaughter House at Boremegongo	Construction and equipping	COG/GOK/Development partners	2018-2022		
CattleDip at, kengariso, Moheto, Ngochoni	Construction	COG/GOK/Development partners	2018-2022		
AI Services	Provision	COG/GOK/Development partners	2018-2022		

#### MASABA WARD

Project Name/Location	Description of Activities	Source of funding	Timeframe	Implementing Agency	Remarks
Farm Inputs	Supply	COG/GOK/Development partners	2018-2022	County Government of Migori	Subject to availability of funds
Hybrid Cassava at Kuritiayange	Supply	COG/GOK/Development partners	2018-2022		
Sweet Potato Processing Plant at Getonganya	Construction	COG/GOK/Development partners	2018-2022		
Fish Ponds and Fingerlings at Boherera, Gesagenge Dam, Gekamiri, Getongonya and Nyamarengare	Construction and Stocking	COG/GOK/Development partners	2018-2022		

#### 1.3 SUNA EAST SUB COUNTY

##### KAKRAO WARD

Project Name/Location	Description of Activities	Source of funding	Timeframe	Implementing Agency	Remarks
Farm Input Access Programme	Establishment	COG/GOK/Development partners	2018-2022	County Government of Migori	Subject to availability of funds
Cattle Dip at Nyabisawa, Nyango, Anjogo, Ugari, Kakrao, Warisia, Rayudhi Kasembo, Kikoma Amino, Nyamasogo and Nyandoto Location	Reviving	COG/GOK/Development partners	2018-2022		
Cassava Factory at Nyamanga	Construction	COG/GOK/Development partners	2018-2022		



Project Name/Location	Description of Activities	Source of funding	Timeframe	Implementing Agency	Remarks
Veterinary Officer	Deployment	COG/GOK/Development partners	2018-2022		
Fish Ponds Nyabisawa, Nyango, Anjogo, Ugari, Kakrao, Warisia, Rayudhi Kasembo, Kikoma Amino, Nyamasogo and Nyandoto Location	Construction and stocking	COG/GOK/Development partners	2018-2022		

#### KWA WARD

Project Name/Location	Description of Activities	Source of funding	Timeframe	Implementing Agency	Remarks
Rabuor Market Cereal Depot	Construction and equipping	COG/GOK/Development partners	2018-2022	County Government of Migori	Subject to availability of funds
Farm Input	Provision	COG/GOK/Development partners	2018-2022		
Rice Inputs Thidhina	Supply	COG/GOK/Development partners	2018-2022		
Horticulture at Thidhina	Establishment	COG/GOK/Development partners	2018-2022		
Cattle dip at Rabuor	Construction	COG/GOK/Development partners	2018-2022		

#### SUNA CENTRAL WARD

Project Name/Location	Description of Activities	Source of funding	Timeframe	Implementing Agency	Remarks
Farm Inputs	Supply	COG/GOK/Development partners	2018-2022	County Government of Migori	Subject to availability of funds
Banana Tissue Culture; Ward Wide	Supply	COG/GOK/Development partners	2018-2022		
Modern Slaughter House	Construction and equipping	COG/GOK/Development partners	2018-2022		
Livestock Research Centre	Construction and equipping	COG/GOK/Development partners	2018-2022		
Bee Keeping at Muslim Primary, Mapera, Nyamware, Midoti, Ombo, Witharaga, Kadika	Establishment	COG/GOK/Development partners			
AI Services	Provision	COG/GOK/Development partners	2018-2022		
Fish Ponds and fingerlings Ochieng Orwa, Muslim, Mapera, Ngege, Nyamware, Midoti, Ombo, Witharaga, Kadika, Lichota, Onyalo	Construction and stocking	COG/GOK/Development partners	2018-2022		

#### GOD JOPE WARD

Project Name/Location	Description of Activities	Source of funding	Timeframe	Implementing Agency	Remarks
Farm input access program	Establishment	COG/GOK/Development partners	2018-2022	County Government of Migori	Subject to availability of funds
Veterinary & Extension officers	Employment/Deployment	COG/GOK/Development partners	2018-2022		

Farm Inputs	Supply	COG/GOK/Development partners	2018-2022		
Alara Dip	Renovation	COG/GOK/Development partners	2018-2022		

**1.4 SUNA WEST SUB COUNTY  
WASWETA II WARD**

Project Name/Location	Description of Activities	Source of funding	Timeframe	Implementing Agency	Remarks
Farm Inputs	Supply	COG/GOK/Development partners	2018-2022	County Government of Migori	Subject to availability of funds
Extension Officer	Deployment	COG/GOK/Development partners	2018-2022		
Cattle dips Ward wide	Construction	COG/GOK/Development partners	2018-2022		
AI Services	Provision	COG/GOK/Development partners	2018-2022		
Fish Ponds	Construction and Stocking	COG/GOK/Development partners	2018-2022		

**WIGA WARD**

Project Name/Location	Description of Activities	Source of funding	Timeframe	Implementing Agency	Remarks
Farm Inputs	Supply	COG/GOK/Development partners	2018-2022	County Government of Migori	Subject to availability of funds
New Cassava Hybrid	Supply	COG/GOK/Development partners	2018-2022		
FIAP Programme	Supply	COG/GOK/Development partners	2018-2022		
Masara Slaughter House	Construction	COG/GOK/Development partners	2018-2022		
Bee Farming	Establishment	COG/GOK/Development partners	2018-2022		

**WASIMBETE WARD**

Project Name/Location	Description of Activities	Source of funding	Timeframe	Implementing Agency	Remarks
Farm Inputs Access Programme (FIAP)	Supply	COG/GOK/Development partners	2018-2022	County Government of Migori	Subject to availability of funds
Tissue Culture Banana	Supply	COG/GOK/Development partners	2018-2022		
Cattle Dip at Nyamaraga	Construction	COG/GOK/Development partners	2018-2022		
Bee Keeping	Establishment	COG/GOK/Development partners	2018-2022		
Fish Ponds in Mubachi Su Location	Construction and Stocking	COG/GOK/Development partners	2018-2022		

**ORUBA RAGANA WARD**

Project Name/Location	Description of Activities	Source of funding	Timeframe	Implementing Agency	Remarks
Planting seeds, Agro-chemicals and Farm Equipment	Supply and provision	COG/GOK/Development partners	2018-2022	County Government of Migori	Subject to availability of funds
AI Services	Provision	COG/GOK/Development partners	2018-2022		
Fish Ponds	Construction and Stocking	COG/GOK/Development partners	2018-2022		

**1.5 AWENDO SUB COUNTY**

**WEST SAKWA WARD**

Project Name/Location	Description of Activities	Source of funding	Timeframe	Implementing Agency	Remarks
Farm Inputs at Kamresi, North Kanyamgony, South	Supply	COG/GOK/Development partners	2018-2022		

Project Name/Location	Description of Activities	Source of funding	Timeframe	Implementing Agency	Remarks
Kanyamgony and Rabondo Sub Location				County Government of Migori	Subject to availability to funds
Cattle Dip at Nyarombo and Kachangwe	Construction	COG/GOK/Development partners	2018-2022		
Fish Pond at Kobuya and Kadanga- Kamresi Sub Location	Construction and Stocking	COG/GOK/Development partners	2018-2022		

#### NORTH SAKWA WARD

Project Name/Location	Description of Activities	Source of funding	Timeframe	Implementing Agency	Remarks
Rice Project at Kakmasia High Lands.Training on Modern Rice Farming Techniques	Supply and training	COG/GOK/Development partners	2018-2022	County Government of Migori	Subject to availability to funds
Horticulture	Support	COG/GOK/Development partners	2018-2022		
Fingerlings at N.E Sakwa, Alara, Nyambija And Oboke	Stocking	COG/GOK/Development partners	2018-2022		
FishPonds: Komolorume, Kokore, Komenya, Obama, Alara dago, Raywer	Construction and stocking	COG/GOK/Development partners	2018-2022		

#### CENTRAL SAKWA WARD

Project Name/Location	Description of Activities	Source of funding	Timeframe	Implementing Agency	Remarks
Farm Inputs	Supply	COG/GOK/Development partners	2018-2022	County Government of Migori	Subject to availability to funds
AI Services	Provision	COG/GOK/Development partners	2018-2022		
Loans to poultry farmers	Provision of soft loans to poultry farmers	COG/GOK/Development partners	2018-2022		
Awendo urban Agriculture Technique	Initiation	COG/GOK/Development partners	2018-2022		
Poultry Projects	Facilitation and training to women sacco	COG/GOK/Development partners	2018-2022		

#### SOUTH SAKWA WARD

Project Name/Location	Description of Activities	Source of funding	Timeframe	Implementing Agency	Remarks
Farm Inputs at Alego Central, South, West and East Kogelo Location	Supply	COG/GOK/Development partners	2018-2022	County Government of Migori	Subject to availability to funds
Tissue Culture Banana Seedlings Location Wide	Supply	COG/GOK/Development partners	2018-2022		
Goats to Farmers at East Kogelo and Alego Central Location	Supply	COG/GOK/Development partners	2018-2022		
AI Services	Provision	COG/GOK/Development partners	2018-2022		
Fish pond and Fingerlings at Alego Central, South, West and East Kogelo Location	Stocking	COG/GOK/Development partners	2018-2022		

#### 1.6 NYATIKE SUB COUNTY

##### NORTH KADEM WARD

Project Name/Location	Description of Activities	Source of funding	Timeframe	Implementing Agency	Remarks
Farm Inputs at Ndiwa, Orango, Okenge, Thimlich, Nyora, Kabuto and Lwala	Supply	COG/GOK/Development partners	2018-2022	County Government of Migori	Subject to availability to funds
Lower Kuja Irrigation Project-Tuk	Extension	COG/GOK/Development partners	2018-2022		
Cattle Dips at Kolanya, Orango Kangome, Sere and Tuk Location	Construction	COG/GOK/Development partners	2018-2022		

#### KANYASA WARD

Project Name/Location	Description of Activities	Source of funding	Timeframe	Implementing Agency	Remarks
Missirri Irrigation Scheme and Sito Irrigation Project.	Rehabilitation	COG/GOK/Development partners	2018-2022	County Government of Migori	Subject to availability to funds
Sorghum and Cassava	Introduction	COG/GOK/Development partners	2018-2022		
Sunflower Farm at Otati	Establishment	COG/GOK/Development partners	2018-2022		
Farm Mechanization	Availing	COG/GOK/Development partners	2018-2022		
Cereal Based at Ward level	Construction	COG/GOK/Development partners	2018-2022		
Sunflower Farm at Otati	Establishment	COG/GOK/Development partners	2018-2022		
Aloe Vera Processing Plant.	Construction	COG/GOK/Development partners	2018-2022		
Sunflower Processing Plant at Depe.	Construction	COG/GOK/Development partners	2018-2022		
Cage fish farming	Establishment	COG/GOK/Development partners	2018-2022		
Fish Landing Beach	Establishment	COG/GOK/Development partners	2018-2022		
Omena Drying Equipment	Procure	COG/GOK/Development partners	2018-2022		

#### KALER WARD

Project Name/Location	Description of Activities	Source of funding	Timeframe	Implementing Agency	Remarks
Agro-chemicals	Provision	COG/GOK/Development partners	2018-2022	County Government of Migori	Subject to availability to funds
Cash Crop Support Program	Introduction	COG/GOK/Development partners	2018-2022		
Farm Input Access Program (FIAP)	Supply	COG/GOK/Development partners	2018-2022		
Irrigation Scheme to improve Rice and Horticultural Farming	Expansion	COG/GOK/Development partners	2018-2022		
Tractors for Farming	Provision	COG/GOK/Development partners	2018-2022		
Irrigation along Tito River and Lake Shore	Establishment	COG/GOK/Development partners	2018-2022		
Green House in South East Muhuru	Construction	COG/GOK/Development partners	2018-2022		
water Pumps for Irrigation	Supply	COG/GOK/Development partners	2018-2022		
AI Services	Provision	COG/GOK/Development partners	2018-2022		
Veterinary officer	Deployment	COG/GOK/Development partners	2018-2022		
Cage fish farming	Establishment	COG/GOK/Development partners	2018-2022		

#### MUHURU BAY WARD

Project Name/Location	Description of Activities	Source of funding	Timeframe	Implementing Agency	Remarks
Wind Mills in Muhuru Central	Construction	COG/GOK/Development partners	2018-2022	County Government of Migori	Subject to availability to funds
Loans to Farmers	Provision	COG/GOK/Development partners	2018-2022		
Cattle Dips at Winjo Dam and Tagache Cattle Dip	Construction and renovation	COG/GOK/Development partners	2018-2022		
Hybrid Bulls-Ward Wide	Procurement and supply	COG/GOK/Development partners	2018-2022		
AI Services	Provision	COG/GOK/Development partners	2018-2022		
Patrol Boats in Each Beach	Procure and supply	COG/GOK/Development partners	2018-2022		
Fish Ponds and Fingerlings	Construction and stocking	COG/GOK/Development partners	2018-2022		
Cold Storage	Establishment	COG/GOK/Development partners	2018-2022		
All Beaches	Rehabilitation	COG/GOK/Development partners	2018-2022		
Loans to Fishermen	Provision	COG/GOK/Development partners	2018-2022		

#### KACHIENG WARD

Project Name/Location	Description of Activities	Source of funding	Timeframe	Implementing Agency	Remarks
Sisal Farming	Introduction and promotion	COG/GOK/Development partners	2018-2022	County Government of Migori	Subject to availability to funds
Irrigation using Lake Water	Promote	COG/GOK/Development partners	2018-2022		
Cereal Depots	Construction	COG/GOK/Development partners	2018-2022		
Sorghum Farming	Introduction and promotion	COG/GOK/Development partners	2018-2022		
Farm Inputs and Subsidized Seeds	Supply	COG/GOK/Development partners	2018-2022		
Cattle Dips at Kiranda	Construction	COG/GOK/Development partners	2018-2022		
Fish Ponds and Cage Fishing; Ward Wide	Construction and Supply	COG/GOK/Development partners	2018-2022		
Drier for Omena and Ice Plant Equipment	Procure	COG/GOK/Development partners	2018-2022		

#### GOT KACHOLA

Project Name/Location	Description of Activities	Source of funding	Timeframe	Implementing Agency	Remarks
Farm inputs at: Siko, Aneko, Matoso, Ratieny, Orlando, Aonge Dhiang and Bande	Supply	COG/GOK/Development partners	2018-2022	County Government of Migori	Subject to availability to funds
Cattle dips at: Bande, Otho, Ratieny, Tulu, Aneko, Got Kachola, Orlando and Kanyandiko	Establishment	COG/GOK/Development partners	2018-2022		
Cereal store at Otho	Construction	COG/GOK/Development partners	2018-2022		
AI services at Bande, Amoyo, Otho, Nyangere and Koweru	Provision	COG/GOK/Development partners	2018-2022		

Project Name/Location	Description of Activities	Source of funding	Timeframe	Implementing Agency	Remarks
Fish Ponds at : Ratieny, Amoyo, Tulu, Bande, Sota, Aonge Dhiang and Nyandago	Construction	COG/GOK/Development partners	2018-2022		
Poultry keeping at: Bande, Miriwi, Amoyo, Tulu, Olando, Otho and Kanyandiko		COG/GOK/Development partners	2018-2022		
Patrol motor boat for Got Kachola Beach	Purchase	COG/GOK/Development partners	2018-2022		
Cage fishing at: Aneko, Got Kachola, Matoso, Lidha and Ongoro Beaches		COG/GOK/Development partners	2018-2022		

#### MACALDER/KANYARWANDA WARD

Project Name/Location	Description of Activities	Source of funding	Timeframe	Implementing Agency	Remarks
Farm Inputs at Wide Kimai, Wang'elongo, Ogaka, Osiri, Mikei, Wathonger, Kowuor, Macalder, Owich	Supply	COG/GOK/Development partners	2018-2022	County Government of Migori	Subject to availability to funds
Cereal Store at Wang'elongo Location	Establishment	COG/GOK/Development partners	2018-2022		
Cattle Dips at Wang'elongo Location	Construction	COG/GOK/Development partners	2018-2022		
AI Services at Kowuor and Macalder Location	Provision	COG/GOK/Development partners	2018-2022		
Oguka cattle dip	Rehabilitation	COG/GOK/Development partners	2018-2022		
Macalder SH cattle dip	Rehabilitation	COG/GOK/Development partners	2018-2022		

#### 1.7 RONGO SUB COUNTY

##### EAST KAMAGAMBO WARD

Project Name/Location	Description of Activities	Source of funding	Timeframe	Implementing Agency	Remarks
Agro-chemicals	Supply	COG/GOK/Development partners	2018-2022	County Government of Migori	Subject to availability to funds
Rice and Tissue Culture Bananas	Supply	COG/GOK/Development partners	2018-2022		
Green House	Construction	COG/GOK/Development partners	2018-2022		
Crafted Mango Seedlings	Supply	COG/GOK/Development partners	2018-2022		
AI Services	Provision	COG/GOK/Development partners	2018-2022		
Nyangau cattle dip	Construction	COG/GOK/Development partners	2018-2022		
Farm inputs	Supply	COG/GOK/Development partners	2018-2022		
Construction of fish pond	Construction	COG/GOK/Development partners	2018-2022		
Fingerlings and fish feeds	Supply	COG/GOK/Development partners	2018-2022		

##### SOUTH KAMAGAMBO WARD

Project Name/Location	Description of Activities	Source of funding	Timeframe	Implementing Agency	Remarks
Farm Inputs Kanyimach Sub-Location	Supply	COG/GOK/Development partners	2018-2022		

Project Name/Location	Description of Activities	Source of funding	Timeframe	Implementing Agency	Remarks
Agro-chemicals	Supply	COG/GOK/Development partners	2018-2022	County Government of Migori	Subject to availability to funds
South Kanyajuok Cham Giwadu Dairy Cooperative Society	Upgrading	COG/GOK/Development partners	2018-2022		
Fish Ponds Kemra at Kakiru River, Kanyumba Stream, Kadida, Kagundu, River Kodero, Rabolo, Kauma, Odundu Kamin and Asuo	Construction and Stocking	COG/GOK/Development partners	2018-2022		

#### NORTH KAMAGAMBO WARD

Project Name/Location	Description of Activities	Source of funding	Timeframe	Implementing Agency	Remarks
Farm Inputs	Supply	COG/GOK/Development partners	2018-2022	County Government of Migori	Subject to availability to funds
Fish Ponds Ward Wide	Construction and Stocking	COG/GOK/Development partners	2018-2022		

#### CENTRAL KAMAGAMBO WARD

Project Name/Location	Description of Activities	Source of funding	Timeframe	Implementing Agency	Remarks
Farm Inputs	Supply	COG/GOK/Development partners	2018-2022	County Government of Migori	Subject to availability to funds
Farm Mechanization	Provision	COG/GOK/Development partners	2018-2022		
Cereal Store	Construction	COG/GOK/Development partners	2018-2022		
Agro-Chemicals	Supply	COG/GOK/Development partners	2018-2022		
Coffee Plants to Farmers	Supply	COG/GOK/Development partners	2018-2022		
Siala Cattle dip	Upgrading	COG/GOK/Development partners	2018-2022		
Cattle dips location wide	Construction	COG/GOK/Development partners	2018-2022		
AI Services	Provision	COG/GOK/Development partners	2018-2022		
Rongo Dairy Plant	Equipping with modern dairy equipments	COG/GOK/Development partners	2018-2022		

#### 1.8 URIRI SUB COUNTY

##### WEST KANYAMKAGO WARD

Project Name/Location	Description of Activities	Source of funding	Timeframe	Implementing Agency	Remarks
Farm Inputs Access Programme (FIAP)	Supply	COG/GOK/Development partners	2018-2022	County Government of Migori	Subject to availability to funds
Kamivinya ,Kasiganga ,Kabendo ,Kasoka And Kalando Dam	Construction of Fish Ponds	COG/GOK/Development partners	2018-2022		
Fish Ponds and fingerlings	Construction and Stocking	COG/GOK/Development partners	2018-2022		

##### EAST KANYAMKAGO WARD

Project Name/Location	Description of Activities	Source of funding	Timeframe	Implementing Agency	Remarks
Farm Inputs Access Programme (FIAP)	Supply	COG/GOK/Development partners	2018-2022	County Government of Migori	Subject to availability to funds
Field Extension Officers	Deployment	COG/GOK/Development partners	2018-2022		



Project Name/Location	Description of Activities	Source of funding	Timeframe	Implementing Agency	Remarks
Fish Ponds and fingerlings	Construction and Stocking	COG/GOK/Development partners	2018-2022		

#### CENTRAL KANYAMKAGO WARD

Project Name/Location	Description of Activities	Source of funding	Timeframe	Implementing Agency	Remarks
Farm Inputs	Supply	COG/GOK/Development partners	2018-2022	County Government of Migori	Subject to availability of funds
Fish Ponds and fingerlings	Construction and Stocking	COG/GOK/Development partners	2018-2022		
Piny owacho cattle dip	Construction	COG/GOK/Development partners	2018-2022		
Ombo cattle dip	Construction	COG/GOK/Development partners	2018-2022		
Kanyakech cattle dip	Construction	COG/GOK/Development partners	2018-2022		

#### SOUTH KANYAMKAGO WARD

Project Name/Location	Description of Activities	Source of funding	Timeframe	Implementing Agency	Remarks
Farm Inputs	Supply	COG/GOK/Development partners	2018-2022	County Government of Migori	Subject to availability of funds
Greenhouse	Construction	COG/GOK/Development partners	2018-2022		
Hydroponic Farming	Establishing	COG/GOK/Development partners	2018-2022		
Farm mechanization	Provision	COG/GOK/Development partners	2018-2022		
Goat Farming to Small Scale Farmers	Supply	COG/GOK/Development partners	2018-2022		
Extension services	Training	COG/GOK/Development partners	2018-2022		
Veterinary and Outreach Services	Provision	COG/GOK/Development partners	2018-2022		

## 2.0 HEALTH AND NUTRITION.

### 2.1 NYATIKE SUB COUNTY

#### KALER WARD

Project Name/Location	Description of Activities	Source of funding	Timeframe	Implementing Agency	Remarks
Kanga Dispensary.	Constructing and Equipping	COG/GOK/Development partners	2018-2022	County Government of Migori	Subject to availability of funds
Boya Dispensary.	Constructing and Equipping	COG/GOK/Development partners	2018-2022		
Nyamache Dispensary.	Constructing and Equipping	COG/GOK/Development partners	2018-2022		
Nyamitha Dispensary.	Constructing and Equipping	COG/GOK/Development partners	2018-2022		
Ochuna Dispensary	Constructing and Equipping	COG/GOK/Development partners	2018-2022		
Kiasa Dispensary	Constructing and Equipping	COG/GOK/Development partners	2018-2022		
Support of community Health volunteers.	Motivation through steepend	COG/GOK/Development partners	2018-2022		
Sagenya Dispensary (Kaler Nyatike).	Building a dispensary to completion Stocking/Equipping the dispensary	COG/GOK/Development partners	2018-2022		

Project Name/Location	Description of Activities	Source of funding	Timeframe	Implementing Agency	Remarks
	Employing of staffs such as facility in charge				

#### MUHURU WARD

Project Name/Location	Description of Activities	Source of funding	Timeframe	Implementing Agency	Remarks
Muhuru health Centre	Construction and Equipment of Laboratory and Mortuary	COG/GOK/Development partners	2018-2022	County Government of Migori	Subject to availability of funds
Komon Dispensary.	Construction and Equipping	COG/GOK/Development partners	2018-2022		
Mugabo Health Centre	Construction of latrine, installation of water tank and provision of laboratory equipment.	COG/GOK/Development partners	2018-2022		
Winjo Dispensary	Fencing, construction of staff quarters and installation of water tanks.	COG/GOK/Development partners	2018-2022		
Lisori-Nyakumu dispensary (Muhuru).	Windows and door frames needed, fencing, toilets be constructed Wiring to be done.	COG/GOK/Development partners	2018-2022		
Muhuru health Centre	Purchase of an ambulance	COG/GOK/Development partners	2018-2022		

#### NORTH KADEM WARD

Project Name/Location	Description of Activities	Source of funding	Timeframe	Implementing Agency	Remarks
Lwala Dispensary	Construction of Dispensary, Toilets, Staff houses and Water tank	COG/GOK/Development partners	2018-2022	County Government of Migori	Subject to availability of funds
Ndiwa Dispensary.	Provision of bedding, Fencing.	COG/GOK/Development partners	2018-2022		
Orango Dispensary.	Construction and equipping	COG/GOK/Development partners	2018-2022		
Okenge Dispensary.	Construction and equipping	COG/GOK/Development partners	2018-2022		
Thimlich Dispensary.	Construction and equipping of maternity wing	COG/GOK/Development partners	2018-2022		
Odiyo Dispensary.	Construction and equipping	COG/GOK/Development partners	2018-2022		
Oluga Dispensary.	Construction and equipping	COG/GOK/Development partners	2018-2022		
Kolanya Dispensary	Construction and equipping	COG/GOK/Development partners	2018-2022		
Nyora Dispensary.	Construction and equipping	COG/GOK/Development partners	2018-2022		
Kabuto Dispensary	Building of Staff houses	COG/GOK/Development partners	2018-2022		
Ketwang'i Dispensary	Construction and equipping	COG/GOK/Development partners	2018-2022		
Angugo Dispensary	Construction and equipping	COG/GOK/Development partners	2018-2022		
Kikongo Dispensary	Construction and equipping	COG/GOK/Development partners	2018-2022		
Nyaturoro Dispensary.	Construction and equipping	COG/GOK/Development partners	2018-2022		

Project Name/Location	Description of Activities	Source of funding	Timeframe	Implementing Agency	Remarks
Tuk Magungu Dispensary.	Construction and equipping	COG/GOK/Development partners	2018-2022		
Sota Dispensary.	Construction and equipping	COG/GOK/Development partners	2018-2022		
Owiro Dispensary.	Construction and equipping	COG/GOK/Development partners	2018-2022		
Angenga Dispensary	Construction and equipping	COG/GOK/Development partners	2018-2022		
Dago Dispensary	Construction and equipping	COG/GOK/Development partners	2018-2022		
Orore Dispensary	Construction and equipping	COG/GOK/Development partners	2018-2022		
Aneko Dispensary	Recruitment	COG/GOK/Development partners	2018-2022		
Lwala dispensary	Provision of drugs	COG/GOK/Development partners	2018-2022		

#### KACHIENG

Project Name/Location	Description of Activities	Source of funding	Timeframe	Implementing Agency	Remarks
Wachara dispensary	Construction and equipping	COG/GOK/Development partners	2018-2022		
Agolo Muok dispensary	Construction and equipping	COG/GOK/Development partners	2018-2022		
Nyamanga dispensary	Fencing, and provision of maternity beds and beddings	COG/GOK/Development partners	2018-2022		
Karungu health centre	Construction of maternity ward and equipping, provision of fencing and plumbing services, supply of beds, beddings to all wards and laboratory equipments and upgrading the facility	COG/GOK/Development partners	2018-2022		

#### GOT KACHOLA

Project Name/Location	Description of Activities	Source of funding	Timeframe	Implementing Agency	Remarks
Koweru dispensary	Upgrading koweru dispensary to H/C	COG/GOK/Development partners	2018-2022	County Government of Migori	Subject to availability of funds
Bande dispensary	Upgrading bande dispensary to H/C	COG/GOK/Development partners	2018-2022		
Apilo dispensary	Construction and equipping	COG/GOK/Development partners	2018-2022		
Yao kobo dispensary	Construction and equipping	COG/GOK/Development partners	2018-2022		
Tulu dispensary	Construction and equipping	COG/GOK/Development partners	2018-2022		
Yago dispensary	Construction of staff quarter	COG/GOK/Development partners	2018-2022		
Nyakiringoto dispensary	Renovation and equipping it and installation of a gate	COG/GOK/Development partners	2018-2022		
Upgrading of Aneko dispensary to H/C	Upgrading of Aneko dispensary to H/C, deployment of more staff, fencing of the	COG/GOK/Development partners	2018-2022		

Project Name/Location	Description of Activities	Source of funding	Timeframe	Implementing Agency	Remarks
	dispensary and supply of drugs.				
Olando kipingi dispensary	Construction and equipping	COG/GOK/Development partners	2018-2022		
Pengle health centre	Upgrading of pengle H/C to sub-district hospital and construction of staff houses	COG/GOK/Development partners	2018-2022		
Otho dispensary	Construction and equipping of doctor's house and maternity wing	COG/GOK/Development partners	2018-2022		

#### MACALDER/KANYARWANDA

Project Name/Location	Description of Activities	Source of funding	Timeframe	Implementing Agency	Remarks
<u>Osiri</u> Dispensary at OsiriKambi	Construction and equipping of OsiriKambi dispensary.	COG/GOK/Development partners	2018-2022	County Government of Migori	Subject to availability of funds
<u>Wangelongo</u> Dispensary at Wangelongo. Supply of drugs at the right time. Employ more nurses and clinical officers.	Construction and equipping of Wangelongo dispensary	COG/GOK/Development partners	2018-2022		
<u>Wathonger</u> Upgrading of Wathonger dispensary to Health center status	Upgrading Wathonger dispensary.	COG/GOK/Development partners	2018-2022		
<u>Obalwanda</u> Mariba dispensary. Obalwanda dispensary.	Construction and equipping	COG/GOK/Development partners	2018-2022		
<u>Mikei</u> Construction of dispensary at Mikeicentre.	Construction of Mikei dispensary.	COG/GOK/Development partners	2018-2022		
<u>Ogaka</u> Construction of dispensary at Ogaka	Construction of Ogaka dispensary.	COG/GOK/Development partners	2018-2022		
<u>Miroche</u> NambaKudeno maternity ward. Upgrading the dispensary.	Construction of maternity ward at NambaKudeno. Upgrading of NambaKudeno dispensary.	COG/GOK/Development partners	2018-2022		
<u>Ongoche</u> Construction of toilets at Ongoche dispensary.	Construction of modern toilets	COG/GOK/Development partners	2018-2022		
<u>Macalder-Sub-County Hospital</u> Construction of mortuary. Construction of staff houses. Completion of kitchen and food store.	Construction	COG/GOK/Development partners	2018-2022		
<u>Got Orango Central</u> Completion and opening of Got Orango dispensary. Staff houses		COG/GOK/Development partners	2018-2022		

Project Name/Location	Description of Activities	Source of funding	Timeframe	Implementing Agency	Remarks
<u>Ongongo</u> Supply of drugs. Deployment/posting of clinical officers.	Supply of drugs. Posting of medical staff.	COG/GOK/Development partners	2018-2022		
<u>Owich</u> Doctors' quarters at Kombato dispensary.	Construction of doctors' quarters.	COG/GOK/Development partners	2018-2022		
<u>Macalder</u> Fencing of the subcounty hospital. Modern out-patient ward. Modern maternity ward at subcounty hospital. Construction of Sungura dispensary.	Fencing of the sub-hospital Macalder. Construction of out-patient ward with x-ray, ultra sound. Construction of maternity ward, containing theatre. Construction of dispensary.	COG/GOK/Development partners	2018-2022		
<u>Munyu</u> Construction of dispensary at Kalangicentre.	Construction of full dispensary at Kalangicentre.	COG/GOK/Development partners	2018-2022		
<u>Got Kwach</u> Health and sanitation at Got Kwach dispensary.	Sanitation and health.	COG/GOK/Development partners	2018-2022		
<u>Osiri</u> Dispensary at OsiriKambi	Construction and equipping of OsiriKambi dispensary.	COG/GOK/Development partners	2018-2022		
<u>Wangelongo</u> Dispensary at Wangelongo. Supply of drugs at the right time. Employ more nurses and clinical officers.	Construction and equipping of Wangelongo dispensary	COG/GOK/Development partners	2018-2022		
<u>Wathonger</u> Upgrading of Wathonger dispensary to Health center status	Upgrading Wathonger dispensary.	COG/GOK/Development partners	2018-2022		
<u>Obalwanda</u> Mariba dispensary. Obalwanda dispensary.	Construction and equipping	COG/GOK/Development partners	2018-2022		
<u>Mikei</u> Construction of dispensary at Mikeicentre.	Construction of Mikei dispensary.	COG/GOK/Development partners	2018-2022		
<u>Ogaka</u> Construction of dispensary at Ogaka	Construction of Ogaka dispensary.	COG/GOK/Development partners	2018-2022		
<u>Miroche</u> NambaKudeno maternity ward. Upgrading the dispensary.	Construction of maternity ward at NambaKudeno. Upgrading of NambaKudeno dispensary.	COG/GOK/Development partners	2018-2022		
<u>Ongoche</u> Construction of toilets at Ongoche dispensary.	Construction of modern toilets	COG/GOK/Development partners	2018-2022		
<u>Macalder-Sub-County Hospital</u> Construction of mortuary.	Construction	COG/GOK/Development partners	2018-2022		

Project Name/Location	Description of Activities	Source of funding	Timeframe	Implementing Agency	Remarks
Construction of staff houses. Completion of kitchen and food store.					
<u>Got Orango Central</u> Completion and opening of Got Orango dispensary. Staff houses		COG/GOK/Development partners	2018-2022		
<u>Ongongo</u> Supply of drugs. Deployment/posting of clinical officers.	Supply of drugs. Posting of medical staff.	COG/GOK/Development partners	2018-2022		
<u>Owich</u> Doctors' quarters at Kombato dispensary.	Construction of doctors' quarters.	COG/GOK/Development partners	2018-2022		
<u>Macalder</u> Fencing of the subcounty hospital. Modern out-patient ward. Modern maternity ward at subcounty hospital. Construction of Sungura dispensary.	Fencing of the sub-hospital Macalder. Construction of out-patient ward with x-ray, ultra sound. Construction of maternity ward, containing theatre. Construction of dispensary.	COG/GOK/Development partners	2018-2022		
<u>Munyu</u> Construction of dispensary at Kalangicentre.	Construction of full dispensary at Kalangicentre.	COG/GOK/Development partners	2018-2022		
<u>Got Kwach</u> Health and sanitation at Got Kwach dispensary.	Sanitation and health.	COG/GOK/Development partners	2018-2022		
<u>Osiri</u> Dispensary at OsiriKambi	Construction and equipping of OsiriKambi dispensary.	COG/GOK/Development partners	2018-2022		
<u>Wangelongo</u> Dispensary at Wangelongo. Supply of drugs at the right time. Employ more nurses and clinical officers.	Construction and equipping of Wangelongo dispensary	COG/GOK/Development partners	2018-2022		
<u>Wathonger</u> Upgrading of Wathonger dispensary to Health center status	Upgrading Wathonger dispensary.	COG/GOK/Development partners	2018-2022		
<u>Obalwanda</u> Mariba dispensary. Obalwanda dispensary.	Construction and equipping	COG/GOK/Development partners	2018-2022		
<u>Mikei</u> Construction of dispensary at Mikeicentre.	Construction of Mikei dispensary.	COG/GOK/Development partners	2018-2022		
<u>Ogaka</u> Construction of dispensary at Ogaka	Construction of Ogaka dispensary.	COG/GOK/Development partners	2018-2022		
<u>Miroche</u> NambaKudeno maternity ward. Upgrading the dispensary.	Construction of maternity ward at NambaKudeno.	COG/GOK/Development partners	2018-2022		

Project Name/Location	Description of Activities	Source of funding	Timeframe	Implementing Agency	Remarks
	Upgrading of NambaKudeno dispensary.				
<u>Ongoche</u> Construction of toilets at Ongoche dispensary.	Construction of modern toilets	COG/GOK/Development partners	2018-2022		
<u>Macalder-Sub-County Hospital</u> Construction of mortuary. Construction of staff houses. Completion of kitchen and food store.	Construction	COG/GOK/Development partners	2018-2022		
<u>Got Orango Central</u> Completion and opening of Got Orango dispensary. Staff houses		COG/GOK/Development partners	2018-2022		
<u>Ongongo</u> Supply of drugs. Deployment/posting of clinical officers.	Supply of drugs. Posting of medical staff.	COG/GOK/Development partners	2018-2022		
<u>Owich</u> Doctors' quarters at Kombato dispensary.	Construction of doctors' quarters.	COG/GOK/Development partners	2018-2022		
<u>Macalder</u> Fencing of the subcounty hospital. Modern out-patient ward. Modern maternity ward at subcounty hospital. Construction of Sungura dispensary.	Fencing of the sub-hospital Macalder. Construction of out-patient ward with x-ray, ultra sound. Construction of maternity ward, containing theatre. Construction of dispensary.	COG/GOK/Development partners	2018-2022		
<u>Munyu</u> Construction of dispensary at Kalangicentre.	Construction of full dispensary at Kalangicentre.	COG/GOK/Development partners	2018-2022		
<u>Got Kwach</u> Health and sanitation at Got Kwach dispensary.	Sanitation and health.	COG/GOK/Development partners	2018-2022		
<u>Ogaka</u> Construction of dispensary at Ogaka	Construction of Ogaka dispensary.	COG/GOK/Development partners	2018-2022		
<u>Mariba Dispensary</u>	Construction and Equipping	COG/GOK/Development partners	2018-2022		
<u>OSiri Dispensary</u>	Construction and Equipping	COG/GOK/Development partners	2018-2022		
<u>Numba Kodero</u>	Upgrading	COG/GOK/Development partners	2018-2022		
<u>Macalder SCH</u>	Construction and Equipping Construction of Mortuary and Maternity Wing	COG/GOK/Development partners	2018-2022		



**KANYASA WARD**

Project Name/Location	Description of Activities	Source of funding	Timeframe	Implementing Agency	Remarks
Othengo health Centre	Rehabilitation	COG/GOK/Development partners	2018-2022	County Government of Migori	Subject to availability of funds
Riat Health Centre	Rehabilitation	COG/GOK/Development partners	2018-2022		
Kipingi Dispensary	Rehabilitation	COG/GOK/Development partners	2018-2022		

**2.2 RONGO SUBCOUNTY****EAST KAMAGAMBO**

Project Name/Location	Description of Activities	Source of funding	Timeframe	Implementing Agency	Remarks
Nyamuga Dispensary	Construction and equipment	COG/GOK/Development partners	2018-2022	County Government of Migori	Subject to availability of funds
Rakwaro Dispensary.	Construction and equipment	COG/GOK/Development partners	2018-2022		
Kanguju Dispensary.	Construction and equipment	COG/GOK/Development partners	2018-2022		
Apundo Dispensary.	Construction and equipment	COG/GOK/Development partners	2018-2022		
Ngere dispensary.	Upgrading to health centre	COG/GOK/Development partners	2018-2022		
Aila dispensary.	Construction and equipment	COG/GOK/Development partners	2018-2022		
Kachola dispensary.	Rehabilitation	COG/GOK/Development partners	2018-2022		
Kaminombugu Health Centre	Construction and equipment	COG/GOK/Development partners	2018-2022		
Ngodhe dispensary	Upgrading and expansion	COG/GOK/Development partners	2018-2022		

**SOUTH KAMAGAMBO**

Project Name/Location	Description of Activities	Source of funding	Timeframe	Implementing Agency	Remarks
Banda, Ongo Dispensary	Upgrading	COG/GOK/Development partners	2018-2022	County Government of Migori	Subject to availability of funds
kitere Dispensary	Upgrading	COG/GOK/Development partners	2018-2022		
Milonde Dispensary at South Kanyajuok sub-location	Construction and confirmation	COG/GOK/Development partners	2018-2022		

**CENTRAL KAMAGAMBO**

Project Name/Location	Description of Activities	Source of funding	Timeframe	Implementing Agency	Remarks
X-ray Machine, Ultra sound, Theatre Equipments at Rongo Level 4 Hospital	Provision	COG/GOK/Development partners	2018-2022	County Government of Migori	Subject to availability of funds

Project Name/Location	Description of Activities	Source of funding	Timeframe	Implementing Agency	Remarks
Incinerator at Rongo sub-County Hospital	Provision	COG/GOK/Development partners	2018-2022		
Drugs in hospitals	Sufficient supply	COG/GOK/Development partners	2018-2022		
Mortuary at Rongo sub-County Hospital	Construction	COG/GOK/Development partners	2018-2022		
Public latrines with running water	Construction	COG/GOK/Development partners	2018-2022		
Dispensary within town	Construction	COG/GOK/Development partners	2018-2022		
Permanent/concrete fence for Rongo subcounty hospital	Erection	COG/GOK/Development partners	2018-2022		
NHIF fund	Support	COG/GOK/Development partners	2018-2022		
Rongo sub-county hospital	Elevation to level 5	COG/GOK/Development partners	2018-2022		
Dispensary at Kanyigombe and Kaburo sub-locations	Construction	COG/GOK/Development partners	2018-2022		
Community health workers	Uplifting and equipping	COG/GOK/Development partners	2018-2022		
Njiri dispensary in Koderobara sublocation	Completion	COG/GOK/Development partners	2018-2022		
Kouma dispensary in Karukuyu sublocation	Construction	COG/GOK/Development partners	2018-2022		
Completion and Equipping of Njiri dispensary and upgrading to Health centre	Construction,Equipping and upgrading	COG/GOK/Development partners	2018-2022		
Enhance training on HIV/AIDS and provision of drugs for the scheme.	Capacity building	COG/GOK/Development partners	2018-2022		
Eye Clinic at Rongo Level 4	Construction	COG/GOK/Development partners	2018-2022		

#### NORTH KAMAGAMBO

Project Name/Location	Description of Activities	Source of funding	Timeframe	Implementing Agency	Remarks
Onyiero centre -Pundakoloo -Bamakoand Kobado	Construction and Equipping	COG/GOK/Development partners	2018-2022	County Government of Migori	Subject to availability of funds
Kameji -Kuna Dispensary	Construction and Equipping	COG/GOK/Development partners	2018-2022		
Menyenya Dispensary	Upgrading	COG/GOK/Development partners	2018-2022		
All health facilities	Enhance training on HIV/AIDS	COG/GOK/Development partners	2018-2022		
Community health workers (CHWs)	Uplifting through stipend and equipping them	COG/GOK/Development partners	2018-2022		

**2.3 KURIA EAST SUB COUNTY  
NTIMARU EAST WARD**

Project Name/Location	Description of Activities	Source of funding	Timeframe	Implementing Agency	Remarks
Wangirabose, and Gosebe dispensarie	Construction and Equipping	COG/GOK/Development partners	2018-2022	County Government of Migorri	Subject to availability of funds
Mankonge Dispensary	Construction and equipping of Children's and general wards	COG/GOK/Development partners	2018-2022		
	Competition of staff quarter	COG/GOK/Development partners	2018-2022		
Itongo Dispensary	Construction and Equipping of Maternity Wing	COG/GOK/Development partners	2018-2022		
Taragai Dispensary	Construction and Equipping of Maternity Wing and latrine	COG/GOK/Development partners	2018-2022		
Itongo dispensary	Construct a health centre	COG/GOK/Development partners	2018-2022		
Siabai	Construct a health centre	COG/GOK/Development partners	2018-2022		
Makonge dispensary	Upgrade to a health center	COG/GOK/Development partners	2018-2022		
Taragai	Upgrade to a health center	COG/GOK/Development partners	2018-2022		
Makararngwe	-staffing and equipment -construction of maternity ward -Payment of casuals	COG/GOK/Development partners	2018-2022		
Construction of Riabai Health Centre	Construction and Equipping	COG/GOK/Development partners	2018-2022		
Upgrading Makoge dispensary to health centre	Upgrading	COG/GOK/Development partners	2018-2022		

**NTIMARU WEST WARD**

Project Name/Location	Description of Activities	Source of funding	Timeframe	Implementing Agency	Remarks
Ntimaru Hospital	Construction and Equipping of Theatre	COG/GOK/Development partners	2018-2022	County Government of Migori	Subject to availability of funds
Gwitembe Health Centre	Construction and equipping of Maternity wing	COG/GOK/Development partners	2018-2022		
Makararngwe Dispensary	Construction and Equipping of Male and Female Wards	COG/GOK/Development partners	2018-2022		
Igena Itambe Dispensary	Completion	COG/GOK/Development partners	2018-2022		
Ntimaru Hospital	Purchase of an ambulance	COG/GOK/Development partners	2018-2022		
	Construction of children wards	COG/GOK/Development partners	2018-2022		
	Additional ward beds	COG/GOK/Development partners	2018-2022		

Project Name/Location	Description of Activities	Source of funding	Timeframe	Implementing Agency	Remarks
	Payment of Casuals	COG/GOK/Development partners	2018-2022		
	Staffing	COG/GOK/Development partners	2018-2022		
	Provision of drugs and equipment	COG/GOK/Development partners	2018-2022		
Seronga Dispensary	Payment of Casuals	COG/GOK/Development partners	2018-2022		
	Staffing	COG/GOK/Development partners	2018-2022		
	Provision of drugs and equipment	COG/GOK/Development partners	2018-2022		
	Construction of maternity wards	COG/GOK/Development partners	2018-2022		
Daraja Mbili Dispensary	Payment of Casuals	COG/GOK/Development partners	2018-2022		
	Staffing	COG/GOK/Development partners	2018-2022		
	Provision of drugs and equipment	COG/GOK/Development partners	2018-2022		
Matara Dispensary	Payment of Casuals	COG/GOK/Development partners	2018-2022		
	Staffing	COG/GOK/Development partners	2018-2022		
	Provision of drugs and equipment	COG/GOK/Development partners	2018-2022		

#### NYABASI WEST WARD

Project Name/Location	Description of Activities	Source of funding	Timeframe	Implementing Agency	Remarks
Nyaroha, Nyabikongori and Kebaroti Dispensaries	Construction and Equipping	COG/GOK/Development partners	2018-2022	County Government of Migorri	Subject to availability of funds
Mosweto dispensary	Construction and Equipping and building staff houses	COG/GOK/Development partners	2018-2022		
Chinato Health Centre	Building staff houses Equipping	COG/GOK/Development partners	2018-2022		
Kebarisia Dispensary	Construction and Equipping	COG/GOK/Development partners	2018-2022		
Maeta Dispensary (Nyabasi West)	Opening of the Dispensary Posting of a nurse at the facility Ceiling and finishing	COG/GOK/Development partners	2018-2022		
Nyaroha Dispensary (Nyabasi West).	Opening of the dispensary in 2017 Plastering Installation of doors	COG/GOK/Development partners	2018-2022		

#### NYABASI EAST WARD

Project Name/Location	Description of Activities	Source of funding	Timeframe	Implementing Agency	Remarks
Nyamanche Health Center	Construction and Equipping	COG/GOK/Development partners	2018-2022	County Government of Migorri	Subject to availability of funds
Kegonga Hospital	Construct and equipping of theatre, laboratory and staff houses	COG/GOK/Development partners	2018-2022		
Sakuri Dispensary	Construction and Equipping	COG/GOK/Development partners	2018-2022		

Project Name/Location	Description of Activities	Source of funding	Timeframe	Implementing Agency	Remarks
Kwigena Dispensary	Construction and Equipping	COG/GOK/Development partners	2018-2022		
Kwiriba Dispensary	Construction and Equipping	COG/GOK/Development partners	2018-2022		
Koromangucha Dispensary	Construction and Equipping	COG/GOK/Development partners	2018-2022		
Girigiri dispensary	Rehabilitation	COG/GOK/Development partners	2018-2022		

#### GOKEHARAKA WARD

Project Name/Location	Description of Activities	Source of funding	Timeframe	Implementing Agency	Remarks
Tisinye Dispensary	Upgrading, Construction and Equipping of General Ward	COG/GOK/Development partners	2018-2022	County Government of Migorri	Subject to availability of funds
Gwabetega Dispensary	Construction of staff houses and Wards	COG/GOK/Development partners	2018-2022		
Gosebe Dispensary	Construction and Equipping of maternity and building of staff houses	COG/GOK/Development partners	2018-2022		
Nyamaranya Dispensary	Construction of staff houses and Wards; supply of water	COG/GOK/Development partners	2018-2022		
Nyamotabe Dispensary	Construction and equipping of maternity and fencing	COG/GOK/Development partners	2018-2022		
Makonge Dispensary	Construction and Equipping	COG/GOK/Development partners	2018-2022		
Siboli Dispensary	Construction and Equipping	COG/GOK/Development partners	2018-2022		
Tisinye Dispensary	Purchase of an ambulance	COG/GOK/Development partners	2018-2022		

#### 2.4 KURIA WEST SUB COUNTY

##### ISEBANIA WARD

Project Name/Location	Description of Activities	Source of funding	Timeframe	Implementing Agency	Remarks
Nyamwini Dispensary	Construction and equipping	COG/GOK/Development partners	2018-2022	County Government of Migorri	Subject to availability of funds
Bukumburi Health Centre	Construction and equipping	COG/GOK/Development partners	2018-2022		
Isebania level 4 sub county hospital	Wall fencing	COG/GOK/Development partners	2018-2022	County Government of Migorri	Subject to availability of funds.
	Construction and equipping of a mortuary	COG/GOK/Development partners	2018-2022		
	General Rehabilitation	COG/GOK/Development partners	2018-2022		
	Completion of stalled x-ray building structure	COG/GOK/Development partners	2018-2022		
	Completion of the stalled storey theatre building structure	COG/GOK/Development partners	2018-2022		

**MAKERERO WARD**

Project Name/Location	Description of Activities	Source of funding	Timeframe	Implementing Agency	Remarks
Sirori simba Dispensary	Construction and equipping	COG/GOK/Development partners	2018-2022	County Government of Migorri	Subject to availability of funds
Taragwiti Dispensary	Construction and equipping	COG/GOK/Development partners	2018-2022		
Nyasese Dispensary	equipping	COG/GOK/Development partners	2018-2022		
Nyangiti Dispensary	Construction and equipping	COG/GOK/Development partners	2018-2022		
Nyamataburo health centre	Construction of maternity ward	COG/GOK/Development partners	2018-2022		
Nyamataburo Dispensary (Makerero).	Roofing renovation Floor renovation.	COG/GOK/Development partners	2018-2022		

**BUKIRA EAST WARD**

Project Name/Location	Description of Activities	Source of funding	Timeframe	Implementing Agency	Remarks
Taranganya dispensary	Construction and equipping	COG/GOK/Development partners	2018-2022	County Government of Migorri	Subject to availability of funds
Nyatechi dispensary	Construction of staff houses and fencing Completion of stalled dispensary funded CDF	COG/GOK/Development partners	2018-2022		
Kehancha Level 4 Hospital	Construction of latrines, store, equipping of the mortuary, construction of an incinerator and placenta pit	COG/GOK/Development partners	2018-2022		
Karosi Dispensary	Construction and equipping	COG/GOK/Development partners	2018-2022		
Ntuyigi Dispensary	Construction and equipping	COG/GOK/Development partners	2018-2022		
Korosaro Dispensary	Construction and equipping	COG/GOK/Development partners	2018-2022		

**MASABA WARD**

Project Name/Location	Description of Activities	Source of funding	Timeframe	Implementing Agency	Remarks
Kombe Dispensary	Construction of Staff houses, Maternity beds and beddings	COG/GOK/Development partners	2018-2022	County Government of Migorri	Subject to availability of funds
Butiama Dispensary	Construction and equipping	COG/GOK/Development partners	2018-2022		
Nyamekongoro Dispensary	Construction and equipping of Laboratory and water tank	COG/GOK/Development partners	2018-2022		
NyamekongoroDispensary	Construction and equipping of maternity ward	COG/GOK/Development partners	2018-2022		
Getonganya Dispensary	Construction of staff houses	COG/GOK/Development partners	2018-2022		
Gekamiri Dispensary	Construction	COG/GOK/Development partners	2018-2022		
Ntiange Dispensary	Construction	COG/GOK/Development partners	2018-2022		
Sagegi diuspensary	Construction	COG/GOK/Development partners	2018-2022		

**TAGARE WARD**

Project Name/Location	Description of Activities	Source of funding	Timeframe	Implementing Agency	Remarks
Bugumbe Dispensary	Upgrading of the facility	COG/GOK/Development partners	2018-2022	County Government of Migorri	Subject to availability of funds
Ngisiru Health Centre	Upgrading	COG/GOK/Development partners	2018-2022		
Nyabirango Dispensaries	Construction and Equipping	COG/GOK/Development partners	2018-2022		
Nyamagongwe Dispensary	Fencing	COG/GOK/Development partners	2018-2022		
Longina Dispensaries	Construction and Equipping	COG/GOK/Development partners	2018-2022		

**NYAMOSENSE KOMOSOKO WARD**

Project Name/Location	Description of Activities	Source of funding	Timeframe	Implementing Agency	Remarks
Matare dispensary	Construction and equipping	COG/GOK/Development partners	2018-2022	County Government of Migorri	Subject to availability of funds
Motemorabu dispensary	Upgrading	COG/GOK/Development partners	2018-2022		
Giosahi Dispensary	Construction and equipping	COG/GOK/Development partners	2018-2022		
Boremagongo Dispensary	Construction and equipping of maternity ward	COG/GOK/Development partners	2018-2022		
Iraha Dispensary	Construction and equipping of maternity ward and staff houses	COG/GOK/Development partners	2018-2022		
Gosese Dispensary	Construction and equipping	COG/GOK/Development partners	2018-2022		
Nyasagati Dispensary (Nyamosense).	No doors floor, window pane and fencing	COG/GOK/Development partners	2018-2022		
Komakara Dispensary (Nyamosense).	Construction and Equipping	COG/GOK/Development partners	2018-2022		
Bremagongo Dispensary (Komosoko)	Clearing of the surrounding to be done. Need plastering, fencing ,floor window pane, poor roads to the dispensary, not connected with power and water	COG/GOK/Development partners	2018-2022		
Entire Ward	Provision of Nutrition program	COG/GOK/Development partners	2018-2022		

**BUKIRA CENTRAL**

Project Name/Location	Description of Activities	Source of funding	Timeframe	Implementing Agency	Remarks
Mainangiti dispensary	Completion	COG/GOK/Development partners	2018-2022	County Government of Migorri	Subject to availability of funds
Nyabokarange dispensary	Completion of general ward	COG/GOK/Development partners	2018-2022		
Komomange dispensary	Completion of staff houses and maternity ward	COG/GOK/Development partners	2018-2022		



Project Name/Location	Description of Activities	Source of funding	Timeframe	Implementing Agency	Remarks
Ikerenge dispensary	Construction and equipping	COG/GOK/Development partners	2018-2022		
Robarisia dispensary	Completion	COG/GOK/Development partners	2018-2022		

## 2.5 SUNA EAST SUB COUNTY KWA WARD

Project Name/Location	Description of Activities	Source of funding	Timeframe	Implementing Agency	Remarks
Ogwedhi Health Centre	Construction and equipping of a male ward and equipping of the facility	COG/GOK/Development partners	2018-2022	County Government of Migorri	Subject to availability of funds
Wuothogik Dispensary	Completion	COG/GOK/Development partners	2018-2022		
Rabuor Dispensary	Construction and equipment of MCH wing	COG/GOK/Development partners	2018-2022		
Kisindi Dispensary	Construction and equipping	COG/GOK/Development partners	2018-2022		
God Ngoche Dispensary	Construction and equipping	COG/GOK/Development partners	2018-2022		
Radienya Dispensary	Construction and equipping	COG/GOK/Development partners	2018-2022		
Dispensary Oboke, Sunkang o, Philgona, Magina, Rangenga, Rafudhi, Mwachi-Kakrao	Construction and equipping.	COG/GOK/Development partners	2018-2022		
Nyamanga and Saro dispensaries	Upgrading	COG/GOK/Development partners	2018-2022		

## GOD JOPE WARD

Project Name/Location	Description of Activities	Source of funding	Timeframe	Implementing Agency	Remarks
God jope dispensary	Upgrading to a sub county hospital	COG/GOK/Development partners	2018-2022	County Government of Migorri	Subject to availability of funds
Ayego pit latrine	Cleaning and maintenance.	COG/GOK/Development partners	2018-2022		
Nyamthenga, Sango, Alara Dip, Siling, Angang'anding'o, Riat	Construction and equipping of new dispensaries.	COG/GOK/Development partners	2018-2022		
Osingo dispensary	Upgrading to a health center.	COG/GOK/Development partners	2018-2022		
Support to community health workers	Motivation through good payments	COG/GOK/Development partners	2018-2022		

## SUNA CENTRAL WARD

Project Name/Location	Description of Activities	Source of funding	Timeframe	Implementing Agency	Remarks
Nyamware dispensary	Completion, Equipping and fencing	COG/GOK/Development partners	2018-2022	County Government of Migorri	Subject to availability of funds
Ngege dispensary	Building of the dispensary.	COG/GOK/Development partners	2018-2022		
Lichota dispensary	Construction of latrine and regular	COG/GOK/Development partners	2018-2022		

Project Name/Location	Description of Activities	Source of funding	Timeframe	Implementing Agency	Remarks
Ondong Dispensary.	Upgrading to health Centre.	COG/GOK/Development partners	2018-2022		
Kadika dispensary	Construction, equipping and installing electricity.	COG/GOK/Development partners	2018-2022		
Midoti Dispensary.	Upgrading to health Centre	COG/GOK/Development partners	2018-2022		
Ochieng Orua area.	Establishing of youth common diseases testing Centre	COG/GOK/Development partners	2018-2022		
Omboo dispensary	Construction and equipping of Omboo dispensary	COG/GOK/Development partners	2018-2022		
Lichota Dispensary	Provision of drugs	COG/GOK/Development partners	2018-2022		
Migori level 4.	Recruitment of nurses	COG/GOK/Development partners	2018-2022		
Onyalo blushine dispensary	Construction of dispensary and qupping	COG/GOK/Development partners	2018-2022		

## 2.6 SUNA WEST SUB COUNTY WASWETA II WARD

Project Name/Location	Description of Activities	Source of funding	Timeframe	Implementing Agency	Remarks
Entire Ward	Expansion, equipping and fencing	COG/GOK/Development partners	2018-2022	County Government of Migorri	Subject to availability of funds
Kipasi, Shinyanga and Kowa dispensary	Construction and Equipping	COG/GOK/Development partners	2018-2022		
All health facilities	Provision of drugs	COG/GOK/Development partners	2018-2022		

## ORUBA RAGANA WARD

Project Name/Location	Description of Activities	Source of funding	Timeframe	Implementing Agency	Remarks
Oruba Keyo Dispensary	Construction and Equipping	COG/GOK/Development partners	2018-2022	County Government of Migorri	Subject to availability of funds
Jojam Dispensary	Construction and Equipping	COG/GOK/Development partners	2018-2022		
Millimani dispensaries	Construction and Equipping	COG/GOK/Development partners	2018-2022		

## WIGA WARD

Project Name/Location	Description of Activities	Source of funding	Timeframe	Implementing Agency	Remarks
God Kwer Dispensary.	Upgrading to sub-county level	COG/GOK/Development partners	2018-2022	County Government of Migorri	Subject to availability of funds
Magacha dispensary.	Construction of staff quarters.	COG/GOK/Development partners	2018-2022		
Nambakoloo Dispensary	Constructed and equipping	COG/GOK/Development partners	2018-2022		
Arombe Dispensary, Nyambeche Dispensary,,Kihoru Dispensary,Malera Dispensary,Kotunga Dispensary	Upgrading to Health Centres	COG/GOK/Development partners	2018-2022		

**WASIMBETE**

Project Name/Location	Description of Activities	Source of funding	Timeframe	Implementing Agency	Remarks
Ore Dispensary	Construction and Equipping	COG/GOK/Development partners	2018-2022	County Government of Migorri	Subject to availability of funds
Arombe Dispensary	Construction and Equipping	COG/GOK/Development partners	2018-2022		
Allhealth facilities	Facelifting	COG/GOK/Development partners	2018-2022		

**2.7 URIRI SUB COUNTY****WEST KANYAMKAGO**

Project Name/Location	Description of Activities	Source of funding	Timeframe	Implementing Agency	Remarks
Koringo Dispensary	Construction and equipping	COG/GOK/Development partners	2018-2022	County Government of Migorri	Subject to availability of funds
Sibuoché Dispensary	Up grading	COG/GOK/Development partners	2018-2022		
Midida Dispensary	Up grading	COG/GOK/Development partners	2018-2022		
Koruaaedo Dispensary	Construction and equipping	COG/GOK/Development partners	2018-2022		
Nyandwat Dispensary	Construction and equipping	COG/GOK/Development partners	2018-2022		
Oruba Dispensary	Construction and equipping	COG/GOK/Development partners	2018-2022		
Achuth Dispensary	Construction and equipping	COG/GOK/Development partners	2018-2022		
Manyonge Dispensary	Construction and equipping	COG/GOK/Development partners	2018-2022		
Got Kayayo Dispensary	Construction and equipping	COG/GOK/Development partners	2018-2022		
Ober Dispensary	Construction and equipping	COG/GOK/Development partners	2018-2022		
Karoki Dispensary	Construction and equipping	COG/GOK/Development partners	2018-2022		
Kamsaki, Korondo Laboratories	Construction and equipping	COG/GOK/Development partners	2018-2022		
Staff Quarters In All Existing Dispensaries	Construction and equipping	COG/GOK/Development partners	2018-2022		
Bware and Lwala VCT CENTRE.	Construction and equipping	COG/GOK/Development partners	2018-2022		

**SOUTH KANYAMKAGO**

Project Name/Location	Description of Activities	Source of funding	Timeframe	Implementing Agency	Remarks
Oruba Dispensary	Construction and equipping	COG/GOK/Development partners	2018-2022		

Project Name/Location	Description of Activities	Source of funding	Timeframe	Implementing Agency	Remarks
Achuth Dispensary	Construction and equipping	COG/GOK/Development partners	2018-2022	County Government of Migorri	Subject to availability of funds
Manyonge Dispensary	Construction and equipping	COG/GOK/Development partners	2018-2022		
Got Kayayo Dispensary	Construction and equipping	COG/GOK/Development partners	2018-2022		
Ober Dispensary	Construction and equipping	COG/GOK/Development partners	2018-2022		
Karoki Dispensary	Construction and equipping	COG/GOK/Development partners	2018-2022		
Kamsaki, Korondo Laboratories	Construction and equipping	COG/GOK/Development partners	2018-2022		
Staff Quarters In All Existing Dispensaries	Construction and equipping	COG/GOK/Development partners	2018-2022		
Bware and Lwala VCT CENTRE.	Construction and equipping	COG/GOK/Development partners	2018-2022		
Korondo and kolwal	Construction and equipping	COG/GOK/Development partners	2018-2022		
Purchase of ambulance		COG/GOK	2018-2022		
Modern toilet	Construction	COG/GOK	2018-2022		
Maternity wards in all the health facilities in the ward	Equipping	COK/GOK	2018-2022		

#### EAST KANYAMKAGO WARD

Project Name/Location	Description of Activities	Source of funding	Timeframe	Implementing Agency	Remarks
Thimjope Dispensary	Upgrading and equipping	COG/GOK/Development partners	2018-2022	County Government of Migorri	Subject to availability of funds
Benga Dispensary	Construction and equipment	COG/GOK/Development partners	2018-2022		
Oyani Dispensary	Upgrading to sub county level Construction of Mortuary	COG/GOK/Development partners	2018-2022		
Oyani Dispensary	Provision of drugs	COG/GOK/Development partners	2018-2022		
Thimjope Dispensary	Recruitment of nurses	COG/GOK/Development partners	2018-2022		
Oyani dispensary	Recruitment of Health workers	COG/GOK/Development partners	2018-2022		

#### CENTRAL KANYAMKAGO WARD

Project Name/Location	Description of Activities	Source of funding	Timeframe	Implementing Agency	Remarks
Ombo Kowiti Dispensary	Construction of maternity wards and staff houses	COG/GOK/Development partners	2018-2022	County Government of Migorri	Subject to availability of funds
Lwanda Konyuna Dispensary	Construction and Equipping	COG/GOK/Development partners	2018-2022		

Project Name/Location	Description of Activities	Source of funding	Timeframe	Implementing Agency	Remarks
Uriri Dispensary	Construction of Wards	COG/GOK/Development partners	2018-2022		
Ramuoma Dispensary	Construction and Equipping	COG/GOK/Development partners	2018-2022		
Pinyowacho Dispensary	Construction of Sanitation bloc	COG/GOK/Development partners	2018-2022		
Omulo Dispensary	Construction of staff houses, latrines Provision of benches and Fencing	COG/GOK/Development partners	2018-2022		
Karan Health Center	Construction, equipment and fencing	COG/GOK/Development partners	2018-2022		
Ombo Kowiti Dispensary	Purchase of an ambulance	COG/GOK/Development partners	2018-2022		
Pinyowacho dispensary	Purchase of an ambulance	COG/GOK/Development partners	2018-2022		
Ombo Kowiti Dispensary	Provision of drugs	COG/GOK/Development partners	2018-2022		
Lwanda konyuna dispensary	Construction and equipment	COG/GOK/Development partners	2018-2022		

#### NORTH KANYAMKAGO WARD

Project Name/Location	Description of Activities	Source of funding	Timeframe	Implementing Agency	Remarks
Nyambeche Dispensary	Construction and Equipping	COG/GOK/Development partners	2018-2022	County Government of Migorri	Subject to availability of funds
Akonjo/Alara Dispensary	Construction and Equipping	COG/GOK/Development partners	2018-2022		
Ayego Dispensary	Construction and Equipping	COG/GOK/Development partners	2018-2022		
Kokello	Construction and Equipping	COG/GOK/Development partners	2018-2022		
Koloo Dispensary	Upgrading To Health Centre	COG/GOK/Development partners	2018-2022		
Othoro Dispensary	Upgrading To Health Centre and Construction Of A Mortuary	COG/GOK/Development partners	2018-2022		
Amoso Dispensary	Construction	COG/GOK/Development partners	2018-2022		
Nyamasare Dispensary	Upgrading To Health Centre	COG/GOK/Development partners	2018-2022		
Oria Health Centre	Construction and Equipping	COG/GOK/Development partners	2018-2022		
Rae Health Centre	Construction and Equipping	COG/GOK/Development partners	2018-2022		
Olotuagi Health Centre	Construction and Equipping	COG/GOK/Development partners	2018-2022		
Wangiya Dispensary	Construction and Equipping	COG/GOK/Development partners	2018-2022		
OngoraKakuru	Construction and Equipping	COG/GOK/Development partners	2018-2022		
Nyoniang Dispensary	Construction and Equipping	COG/GOK/Development partners	2018-2022		

#### 2.8 AWENDO SUB COUNTY

##### WEST SAKWA WARD

Project Name/Location	Description of Activities	Source of funding	Timeframe	Implementing Agency	Remarks
Kamek Dispensary	Construction and equipping	COG/GOK/Development partners	2018-2022		

Project Name/Location	Description of Activities	Source of funding	Timeframe	Implementing Agency	Remarks
Kabondo Dispensary	Upgrading.	COG/GOK/Development partners	2018-2022	County Government of Migorri	Subject to availability of funds
Dede Health Centre	upgrading to sub district hospital	COG/GOK/Development partners	2018-2022		
Nyarombo Health Centre	Construction and Equipping	COG/GOK/Development partners	2018-2022		
Pap Kamola Dispensary	construction of staff houses	COG/GOK/Development partners	2018-2022		
Rabondo Dispensary	Upgrading, construction of staff houses and toilets	COG/GOK/Development partners	2018-2022		
Kwe Dispensary	Construction and equipping	COG/GOK/Development partners	2018-2022		
Siruti Dispensary	Recruitment of staff	COG/GOK/Development partners	2018-2022		

#### NORTH SAKWA WARD

Project Name/Location	Description of Activities	Source of funding	Timeframe	Implementing Agency	Remarks
Kuja Dispensary	Upgrading and construction of theatre	COG/GOK/Development partners	2018-2022	County Government of Migorri	Subject to availability of funds
Raruowa Dispensary	Construction and equipment	COG/GOK/Development partners	2018-2022		
Nyakuru Dispensary	Upgrading to a health centre.	COG/GOK/Development partners	2018-2022		
Nyakuru & Alara Nyambija Dispensaries	Construction and equipment of wards	COG/GOK/Development partners	2018-2022		
Oboke Dispensary	Construction and equipment	COG/GOK/Development partners	2018-2022		
Koyier Dispensary	Construction and equipping.	COG/GOK/Development partners	2018-2022		
Kuja Dispensary	Purchase of an ambulance	COG/GOK/Development partners	2018-2022		

#### CENTRAL SAKWA WARD

Project Name/Location	Description of Activities	Source of funding	Timeframe	Implementing Agency	Remarks
Ranjira dispensary.	Completion	COG/GOK/Development partners	2018-2022	County Government of Migorri	Subject to availability of funds
Awendo Sub County Hospital.	Expansion of Wards.	COG/GOK/Development partners	2018-2022		
Kabola Dispensary	Construction and equipping	COG/GOK/Development partners	2018-2022		
Bondo Dispensary	Construction and equipping	COG/GOK/Development partners	2018-2022		
Maurice Opiyo Dispensary.	Construction and equipping	COG/GOK/Development partners	2018-2022		
Otacho Dispensary	Upgrading	COG/GOK/Development partners	2018-2022		
Raywer Dispensary.	Construction and equipping	COG/GOK/Development partners	2018-2022		
Awendo Sub County Hospital	Purchase of an ambulance	COG/GOK/Development partners	2018-2022		
Kokuro dispensary	Completion	COG/GOK/Development partners	2018-2022		

Project Name/Location	Description of Activities	Source of funding	Timeframe	Implementing Agency	Remarks
MTC	Construction and equipping	COG/GOK/Development partners	2018- 2022		

#### SOUTH SAKWA WARD

Project Name/Location	Description Of Activities	Source Of Funding	Timeframe	Implementing Agency	Remarks
Mariwa Dispensary	Upgrading	Cog/Gok/Development Partners	2018-2022	County Government Of Migorri	Subject To Availability Of Funds
Comprehensive Care Unit	Construction And Equipping	Cog/Gok/Development Partners	2018-2022		
Ng'ong'a Dispensary	Upgrading	Cog/Gok/Development Partners	2018-2022		
Bongu Dispensary	Construction And Equipping	Cog/Gok/Development Partners	2018-2022		
Nyasori Dispensary	Construction And Equipping	Cog/Gok/Development Partners	2018-2022		
Support Of Community Health Volunteers.	Motivation Through Steepend	Cog/Gok/Development Partners	2018-2022		
Sprays And Mosquito Nets	Spraying And Distribution	Cog/Gok/Development Partners	2018-2022		
Bonde Dispensary	Construction Of Staff Quarters And Wards, Provision Of Ater Tanks				
Olande Dispensary	Construction And Equipping  Fencing Of The Proposed Facility				
Nyarago Dispensary	Construction And Equipping  Fencing Of The Proposed Facility				

### 3.0 ENVIRONMENT AND DISASTER MANAGEMENT

#### 3.1 NYATIKE SUB COUNTY

##### MUHURU WARD

Project Name/Location	Description of Activities	Source of funding	Timeframe	Implementing Agency	Remarks
Kikongo market	Collection of garbage	COG/GOK/Development partners	2018-2022	County Government of Migorri	Subject to availability of funds
Kikongo market	Construction of dumping site	COG/GOK/Development partners	2018-2022		

##### KACHIENG WARD

Project Name/Location	Description of Activities	Source of funding	Timeframe	Implementing Agency	Remarks
Dumping Site	Construction of dumping site	COG/GOK/Development partners	2018-2022	County Government of Migorri	Subject to availability of funds
Entire ward	Tree Planting	COG/GOK/Development partners	2018-2022		
Desilting of tranches at Sori town	Desilting of tranches	COG/GOK/Development partners	2018-2022		
Distribution of garbage bins to sori, bongo beach and Rabour towns	Distribution of garbage bins	COG/GOK/Development partners	2018-2022		

##### MACALDER KANYARWANDA WARD



Project Name/Location	Description of Activities	Source of funding	Timeframe	Implementing Agency	Remarks
Kawuor Primary	Planting of trees	COG/GOK/Development partners	2018-2022	County Government of Migorri	Subject to availability of funds
Wangelongo	Forest and tree nursery	COG/GOK/Development partners	2018-2022		
Kodge dam Nyakboko Forest	Tree Nursery	COG/GOK/Development partners	2018-2022		
Owich	Tree Planting	COG/GOK/Development partners	2018-2022		

#### KALER WARD

Project Name/Location	Description of Activities	Source of funding	Timeframe	Implementing Agency	Remarks
Kiasa Hill, Kanga Hills, All Public institutions, All Churches, All beaches	Tree Planting	COG/GOK/Development partners	2018-2022	County Government of Migorri	Subject to availability of funds
Kaler Ward	Training on disaster management	COG/GOK/Development partners	2018-2022		
Kaler Ward	Supply of Relief food	COG/GOK/Development partners	2018-2022		

#### NORTH KADEM WARD

Project Name/Location	Description of Activities	Source of funding	Timeframe	Implementing Agency	Remarks
Nyora and Kabuto	Supply of Relief food and Non-food items	COG/GOK/Development partners	2018-2022	County Government of Migorri	Subject to availability of funds
Nyora, Kabuto and Nyakweri	Establishment of Evacuation Centre	COG/GOK/Development partners	2018-2022		

#### GOT KACHOLA

Project Name/Location	Description of Activities	Source of funding	Timeframe	Implementing Agency	Remarks
Trees at; Siko and Bala	Planting	COG/GOK/Development partners	2018-2022	County Government of Migorri	Subject to availability of funds
Grabage collection at: Got kachola, Aneko, Matoso and Otho	Collection	COG/GOK/Development partners	2018-2022		

#### 3.2 KURIA EAST SUB COUNTY

##### NTIMARU WEST WARD

Project Name/Location	Description of Activities	Source of funding	Timeframe	Implementing Agency	Remarks
Dumping Site	Acquisition of land for Construction of dumping site	COG/GOK/Development partners	2018-2022	County Government of Migorri	Subject to availability of funds

##### NTIMARU EAST

Project Name/Location	Description of Activities	Source of funding	Timeframe	Implementing Agency	Remarks
Siabai Farmers Cooperative Society	Construction and equipping	COG/GOK/Development partners	2018-2022	County Government of Migorri	Subject to availability of funds
Wangirabose coffee society	Renovation	COG/GOK/Development partners	2018-2022		

**GOKEHARAKA WARD**

Project Name/Location	Description of Activities	Source of funding	Timeframe	Implementing Agency	Remarks
All institutions	Tree planting	COG/GOK/Development partners	2018-2022	County Government of Migorri	Subject to availability of funds

**3.3 KURIA WEST SUB COUNTY****MASABA WARD**

Project Name/Location	Description of Activities	Source of funding	Timeframe	Implementing Agency	Remarks
All Institutions	Tree planting	COG/GOK/Development partners	2018-2022	County Government of Migorri	Subject to availability of funds
Assistant Chief's office at Sagegi Sagegi Primary School Getonganya Primary school Nyawaitanchiria Primary School Roturuni ECDE Getonganya Secondary	Tree Planting	COG/GOK/Development partners	2018-2022		

**TAGARE WARD**

Project Name/Location	Description of Activities	Source of funding	Timeframe	Implementing Agency	Remarks
All schools and river banks	Tree Planting	COG/GOK/Development partners	2018-2022	County Government of Migorri	Subject to availability of funds
All Markets	Garbage collection	COG/GOK/Development partners	2018-2022		
Dump site	Relocation	COG/GOK/Development partners	2018-2022		

**ISEBANIA WARD**

Project Name/Location	Description of Activities	Source of funding	Timeframe	Implementing Agency	Remarks
All schools and river banks	Tree Planting	COG/GOK/Development partners	2018-2022	County Government of Migorri	Subject to availability of funds

**NYAMOSENSE KOMOSOKO WARD**

Project Name/Location	Description of Activities	Source of funding	Timeframe	Implementing Agency	Remarks
All Public institutions	Tree Planting	COG/GOK/Development partners	2018-2022	County Government of Migorri	Subject to availability of funds

**MAKERERO WARD**

Project Name/Location	Description of Activities	Source of funding	Timeframe	Implementing Agency	Remarks
Nyabiri, Nyangitare, Taragwiti Hills, Gesiora Hills, Taragwiti Primary	Tree Nursery establishment	COG/GOK/Development partners	2018-2022	County Government of Migorri	Subject to availability of funds

**3.4 RONGO SUB COUNTY****SOUTH KAMAGAMBO WARD**

Project Name/Location	Description of Activities	Source of funding	Timeframe	Implementing Agency	Remarks
Entire Ward	Tree Planting in all schools and homes	COG/GOK/Development partners	2018-2022	County Government of Migorri	Subject to availability of funds
Kitere Primary School, Toku Primary School and Arundo Market	Provision of lightening Arresters	COG/GOK/Development partners	2018-2022		

Project Name/Location	Description of Activities	Source of funding	Timeframe	Implementing Agency	Remarks
Okusu market	Garbage collection	COG/GOK/Development partners	2018-2022		

#### CENTRAL KAMAGAMBO WARD

Project Name/Location	Description of Activities	Source of funding	Timeframe	Implementing Agency	Remarks
All public institutions including churches	Tree Planting	COG/GOK/Development partners	2018-2022	County Government of Migorri	Subject to availability of funds
Firefighting Equipment	Provision	COG/GOK/Development partners	2018-2022		
Flood control	Cleaning of drainages within town	COG/GOK/Development partners	2018-2022		
Dumping site	Construction of dumping site	COG/GOK/Development partners	2018-2022		
Garbage collection	Daily collection of garbage	COG/GOK/Development partners	2018-2022		
Lightening arrestors	Installation	COG/GOK/Development partners	2018-2022		

#### NORTH KAMAGAMBO WARD

Project Name/Location	Description of Activities	Source of funding	Timeframe	Implementing Agency	Remarks
Kameji Primary Kameji Sec. School Tonye Primary Kanyadgiro Ofwanga Tuk Jowi	Tree Planting	COG/GOK/Development partners	2018-2022	County Government of Migorri	Subject to availability of funds

### 3.5 URIRI SUB COUNTY

#### WEST KANYAMKAGO WARD

Project Name/Location	Description of Activities	Source of funding	Timeframe	Implementing Agency	Remarks
Oyani primary/secondary Kodero primary Sir secondary Kambogo primary Konduru primary and Kambogo chief camp	Tree Planting	COG/GOK/Development partners	2018-2022	County Government of Migori	Subject to availability of funds

#### CENTRAL KANYAMKAGO WARD

Project Name/Location	Description of Activities	Source of funding	Timeframe	Implementing Agency	Remarks
All Institutions	Tree Planting	COG/GOK/Development partners	2018-2022	County Government of Migorri	Subject to availability of funds
Piny Owach center	Construction of firefighting unit	COG/GOK/Development partners	2018-2022		
Entire Ward	Garbage collection	COG/GOK/Development partners	2018-2022		

#### SOUTH KANYAMKAGO WARD

Project Name/Location	Description of Activities	Source of funding	Timeframe	Implementing Agency	Remarks
All Institutions	Tree Planting	COG/GOK/Development partners	2018-2022	County Government of Migori	Subject to availability of funds
Silanga dam(Mukuyu) Upper sigiara dam	Planting bamboo trees	COG/GOK/Development partners	2018-2022		

Project Name/Location	Description of Activities	Source of funding	Timeframe	Implementing Agency	Remarks
Kolima dam					
All Schools in the Ward	Provision of fire extinguishers	COG/GOK/Development partners	2018-2022		
Entire Ward	Training of personnel in disaster management	COG/GOK/Development partners	2018-2022		
All Markets	Garbage collection	COG/GOK/Development partners	2018-2022		

#### EAST KANYAMKAGO WARD

Project Name/Location	Description of Activities	Source of funding	Timeframe	Implementing Agency	Remarks
Schools and Markets	Provision of Lightening arresters	COG/GOK/Development partners	2018-2022	County Government of Migori	Subject to availability of funds
Schools and Markets	Provision of fire extinguishers	COG/GOK/Development partners	2018-2022		
Entire Ward	Garbage collection	COG/GOK/Development partners	2018-2022		

#### 3.6 SUNA EAST SUB COUNTY

##### KAKRAO WARD

Project Name/Location	Description of Activities	Source of funding	Timeframe	Implementing Agency	Remarks
Asembo, Wi-Arot, Kikoma, Mabubi and Korwa	Tree Planting	COG/GOK/Development partners	2018-2022	County Government of Migorri	Subject to availability of funds
All Public Schools	Tree Planting	COG/GOK/Development partners	2018-2022		

##### GOD JOPE WARD

Project Name/Location	Description of Activities	Source of funding	Timeframe	Implementing Agency	Remarks
All Public Schools	Tree Planting	COG/GOK/Development partners	2018-2022	County Government of Migorri	Subject to availability of funds
All secondary schools	Provision of Fire Extinguishers	COG/GOK/Development partners	2018-2022		
All markets	Establish dumping sites	COG/GOK/Development partners	2018-2022		
Women groups	To be used during tree planting	COG/GOK/Development partners	2018-2022		

##### KWA WARD

Project Name/Location	Description of Activities	Source of funding	Timeframe	Implementing Agency	Remarks
All institutions	Tree planting	COG/GOK/Development partners	2018-2022	County Government of Migori	Subject to availability of funds
All Markets	Garbage collection	COG/GOK/Development partners	2018-2022		

##### SUNA CENTRAL WARD

Project Name/Location	Description of Activities	Source of funding	Timeframe	Implementing Agency	Remarks
Entire Ward	Establishment of firefighting unit	COG/GOK/Development partners	2018-2022	County Government of Migori	Subject to availability of funds
Entire ward	Planting of trees in all public schools	COG/GOK/Development partners	2018-2022		

Women empowerment	Women and youth groups to be identified to help in tree planting activities and garbage collection	COG/GOK/Development partners	2018-2022		
Entire Ward	Construction of Dump Site	COG/GOK/Development partners	2018-2022		

### 3.7 AWENDO SUB COUNTY

#### NORTH SAKWA WARD

Project Name/Location	Description of Activities	Source of funding	Timeframe	Implementing Agency	Remarks
All Public Schools, Nyakuru Chief's camp and polytechnic	Tree Planting	COG COG/GOK/Development partners	2018-2022	County Government of Migorri	Subject to availability of funds
Ward wide	Garbage collection				

#### CENTRAL SAKWA

Project Name/Location	Description of Activities	Source of funding	Timeframe	Implementing Agency	Remarks
Awendo Town Dumping site	Establishment of a registered dumping site	COG COG/GOK/Development partners	2018-2022	County Government of Migorri	Subject to availability of funds
All Institutions	Tree Planting	COG COG/GOK/Development partners	2018-2022	County Government of Migorri	
Ward wide	Garbage collection	COG COG/GOK/Development partners	2018-2022	County Government of Migorri	

#### SOUTH SAKWA WARD

Project Name/Location	Description Of Activities	Source Of Funding	Timeframe	Implementing Agency	Remarks
Entire Ward	Construction of Gabions	COG/GOK/Development partners	2018-2022	County Government of Migorri	Subject to Availability of Funds
All Institutions	Provision of Fire Extinguishers	COG/GOK/Development partners	2018-2022		
Rinya Market Sare Trading Centre Angaga Market Bar Market Bonde Market Mariwa Market Ulanda Market Ng'ong'a Market	Provision of Garbage Bins	COG/GOK/Development partners	2018-2022		
Entire Ward	Provision of Tree Seedlings	COG/GOK/Development partners	2018-2022		

### 3.8 SUNA WEST SUB COUNTY

#### WIGA WARD

Project Name/Location	Description of Activities	Source of funding	Timeframe	Implementing Agency	Remarks
All Public Schools	Tree Planting	COG/GOK/Development partners	2018-2022	County Government of Migorri	Subject to availability of funds
Kotunga and Nyasoko Primary	Disaster Assistance	COG/GOK/Development partners	2018-2022		
Masara Town	Garbage collection	COG/GOK/Development partners	2018-2022		

#### WASIMBETE WARD

Project Name/Location	Description of Activities	Source of funding	Timeframe	Implementing Agency	Remarks
All Public Schools	Tree Planting	COG/GOK/Development partners	2018-2022	County Government of Migorri	Subject to availability of funds
Entire Ward	Construction of Dump Site	COG/GOK/Development partners	2018-2022		
Boya, Masrura, Nyabukemo, Magongo and St. Bernice Royal Academy	Construction of Gabions	COG/GOK/Development partners	2018-2022		
Disaster management committee	Formulation at ward level	COG/GOK/Development partners	2018-2022		

#### WASIMBETE

Project Name/Location	Description of Activities	Source of funding	Timeframe	Implementing Agency	Remarks
All Markets	Garbage collection	COG/GOK/Development partners	2018-2022	County Government of Migorri	Subject to availability of funds
Entire Ward	Distribution of rubbish bins	COG/GOK/Development partners	2018-2022		

### 4.0 EDUCATION, SPORTS, YOUTH DEVELOPMENT, CULTURE, GENDER AND SOCIAL SERVICES.

#### 4.1 URIRI SUB COUNTY

##### CENTRAL KANYAMKAGO WARD

Project Name/Location	Description of Activities	Source of funding	Timeframe	Implementing Agency	Remarks
Kanyakech,rombe,got kawino, kagito,nyabera,nyasaoro ,kalii ,nyaobe,lwanda konyuna,ombo kowiti,piny owacho, ramuoma ecde	Construction and equipment of ECDEs	COG/GOK/Development partners	2018-2022	County Government of Migorri	Subject to availability of funds
Ombo kowiti youth polytechnic	Construction and equipment	COG/GOK/Development partners	2018-2022		

##### WEST KANYAMKAGO WARD

Project Name/Location	Description of Activities	Source of funding	Timeframe	Implementing Agency	Remarks
Ongoro,god jaoko,mlimani,sibuoche ,,nyabinga,Obogo,mara m kokiri,oyani primary schools	Construction of ECDE classroom	COG/GOK/Development partners	2017-2022	County Government of Migorri	Subject to availability of funds

##### SOUTH KANYAMKAGO WARD

Project Name/Location	Description of Activities	Source of funding	Timeframe	Implementing Agency	Remarks
Bware sigia,kisuguna, mukuyu,korondo, kamsaki ,nduru,ober,manyonge, kisangura,kamuga,uriri primary schools	Construction	COG/GOK/Development partners	2018-2022	County Government of Migorri	Subject to availability of funds

Project Name/Location	Description of Activities	Source of funding	Timeframe	Implementing Agency	Remarks
Oruba Lwala, Youth Polytechnic	Construction and equipping	COG/GOK/Development partners	2018-2022		
Recreational Centre In Soweto Lwala Cultural	Follow-up	COG/GOK/Development partners	2018-2022		

#### EAST KANYAMKAGO WARD

Project Name/Location	Description of Activities	Source of funding	Timeframe	Implementing Agency	Remarks
Kambaga ,arambe,manyatta,pith nyadundo primary schools	Construction and equipping	COG/GOK/Development partners	2018-2022	County Government of Migorri	Subject to availability of funds
Ngoukokoth and Nyahera Youth Polytechnic	Construction and equipping	COG/GOK/Development partners	2018-2022		
Promotion of Cultural	Follow-up	COG/GOK/Development partners	2018-2022		
wheelchairs to the disabled	Distribution	COG/GOK/Development partners	2018-2022		

#### NORTH KANYAMKAGO WARD

Project Name/Location	Description of Activities	Source of funding	Timeframe	Implementing Agency	Remarks
Nyaroya konditi ,nyambeche, dudu,masoge,Obama nursery,odeny odhoch, kanyodero,ondome, nyamasare,okumbo ,rae kondiala,wapongo, obongo otuagi and akonjo	Construction and equipment of ecde classrooms	COG/GOK/Development partners	2018-2022	County Government of Migorri	Subject to availability of funds
Youth Polytechnic at Kokello, Achama, Nyangoma and Koduogo	Construction and equipping	COG/GOK/Development partners	2018-2022		

#### 4.2 AWENDO SUB COUNTY

##### CENTRAL SAKWA WARD

Project Name/Location	Description of Activities	Source of funding	Timeframe	Implementing Agency	Remarks
Ranjira ,Anindo, Alara Dago, Otacho , Ombo Kware,Komolorume,Kokuro ECDE classrooms	Construction and equipping	COG/GOK/Development partners	2018-2022	County Government of Migorri	Subject to availability of funds
Raywer, Kokore, Bondo Otuch and Alara ECDE Classrooms	Completion	COG/GOK/Development partners	2018-2022		
Otacho ECDE	Employment of more teachers	COG/GOK/Development partners	2018-2022		
Pundo Ogungo resource Centre	Construction	COG/GOK/Development partners	2018-2022		
Ward tournaments	Sponsoring sports activities	COG/GOK/Development partners	2018-2022		



Project Name/Location	Description of Activities	Source of funding	Timeframe	Implementing Agency	Remarks
AWENDO town resource Centre	Construction to completion	COG/GOK/Development partners	2018-2022		
Awendo town talent shows	Facilitation of talent shows	COG/GOK/Development partners	2018-2022		
Pundo Ogungo resource Centre	Construction	COG/GOK/Development partners	2018-2022		
Ward tournaments	Sponsoring sports activities	COG/GOK/Development partners	2018-2022		
Lianda resource Centre	Completion	COG/GOK/Development partners	2018-2022		
Women Empowerment	Capacity Building	COG/GOK/Development partners	2018-2022		

#### NORTH SAKWA WARD

Project Name/Location	Description of Activities	Source of funding	Timeframe	Implementing Agency	Remarks
All public primary schools	Construction and equipping of ECDEs	COG/GOK/Development partners	2018-2022	County Government of Migorri	Subject to availability of funds
Pap Kajwang Nyakuru Youth Polytechnics	Construction and equipping	COG/GOK/Development partners	2018-2022		
Nyamgade Wrestling Site	Rehabilitation of Wrestling Site	COG/GOK/Development partners	2018-2022		
Supply of uniforms, balls, Facilitate training to Kwoyo FC, Yago FC, Kuja FC, Girls Netball, Girls football, Nyakuru FC, Alara-Nyambija Netball	Support	COG/GOK/Development partners	2018-2022		

#### SOUTH SAKWA WARD

Project Name/Location	Description Of Activities	Source Of Funding	Timeframe	Implementing Agency	Remarks
Akoko, St. Cecilia, Sare, Get Ecde	Construction and Equipping of Ecdes	COG/GOK/Development partners	2018-2022	County Government of Migorri	Subject to Availability of Funds
Ecde Feeding Program	Establish and Support Feeding Program In All Ecd Centres	COG/GOK/Development partners	2018-2022		
Marienga Youth Polytechnic	Construction and Equipping	COG/GOK/Development partners	2018-2022		
Alego, Gontilia, Sare, Got Ecde	Construction and Equipping Of Ecdes	COG/GOK/Development partners	2018-2022		
Ecde Feeding Program	Establish and Support Feeding Program in All Ecd Centres	COG/GOK/Development partners	2018-2022		
Koyar Youth Polytechnic	Construction and Equipping	COG/GOK/Development partners	2018-2022		
Ward Tournament	Sponsoring of Sport Activities	COG/GOK/Development partners	2018-2022		
Ward Talent Shows	Facilitation	COG/GOK/Development partners	2018-2022		
Football Clubs	Facilitation with Sports Kits/Balls	COG/GOK/Development partners	2018-2022		
Football Pitches/Grounds	Enhance Infrastructure I.E. Goal Nets, Posts	COG/GOK/Development partners	2018-2022		

Project Name/Location	Description Of Activities	Source Of Funding	Timeframe	Implementing Agency	Remarks
Primary Schools Secondary Schools Manyatta Vocational Centre	Provision of Sports Kits /Balls	COG/GOK/Development partners	2018-2022		
Sare Primary School Manyatta Primary School Mulo Primary School Angaga Primary School Bongu Primary School Ong'ora Primary School Rinya Primary School Siaya Primary School Bondo Primary School Dago Primary School Pe Primary School Aora Jope Primary School Mariwa Primary School Malunga Primary School Utoma Primary School Ulanda Primary School Mahena Primary School Ng'ong'a Primary School Marienga Primary School	Construction of Ecde Centres	COG/GOK/Development partners	2018-2022		
Manyatta Vocational Training Centre	Construction, Equipping, Fencing	COG/GOK/Development partners	2018-2022		
Proposed Village Siany Vocational Training Centre	Construction, Equipping	COG/GOK/Development partners	2018-2022		
Mariwa Centre Manyatta Vocational Centre Proposed Siany Library Proposed Nyabera Chief Camp	Construction And Equipping A Library				

#### WEST SAKWA WARD

Project Name/Location	Description of Activities	Source of funding	Timeframe	Implementing Agency	Remarks
-----------------------	---------------------------	-------------------	-----------	---------------------	---------

Lwanda, kanchangwe, agongo, ombasa, ringa kodongo, siruti, lwanda, kwe, rabondo, Gada, kabuoro ECDEs	construction and equipment	COG/GOK/Development partners	2018-2022	County Government of Migori	Subject to availability of funds
Rabondo Youth Polytechnic	Construction and equipping	COG/GOK/Development partners	2018-2022		

#### 4.3 SUNA WEST SUBCOUNTY

##### WIGA WARD

Project Name/Location	Description of Activities	Source of funding	Timeframe	Implementing Agency	Remarks
Sibuoch, sirimina, g od kweru, ndemra, omwomore, abwao, nyambeche, arombe, obembo, nyambona, Kosenge, malera, kihoru, marabiko, chamabar e, kokendi, nyalganda ECDEs	Construction and equipment	COG/GOK/Development partners	2018-2022	County Government of Migori	Subject to availability of funds
Mokuro Polytechnic	Construction and equipping	COG/GOK/Development partners	2018-2022		

##### WASWETA 2 WARD

Project Name/Location	Description of Activities	Source of funding	Timeframe	Implementing Agency	Remarks
Ndonyo, sagero, nyadbere, kipasi, wuoth, Bondo nyirongo, nyaitonga, nyamilu, ramanya primary schools	construction and equipment	COG/GOK/Development partners	2018-2022	County Government of Migorri	Subject to availability of funds

##### WASIMBETE WARD

Project Name/Location	Description of Activities	Source of funding	Time frame	Implementing Agency	Remarks
ECDEs in all primary schools in the ward	Construction and equipment	COG/GOK/Development partners	2018-2022	County Government of Migorri	Subject to availability of funds
Kopanga Polytechnic	Construction and equipping	COG/GOK/Development partners	2018-2022		

#### 4.4 NYATIKE SUB COUNTY

##### GOT KACHOLA WARD

Project Name/Location	Description of Activities	Source of funding	Timeframe	Implementing Agency	Remarks
ECDE classrooms at: Koweru, nyandago, kanyandiko, chamachichi, Mangu, aneko, Got kachola, Siko, bande, nyakirongoto, amoyo, othora, Tulu, otho, miriwi,	Construction and equipment	COG/GOK/Development partners	2018-2022	County Government of Migori	Subject to availability of funds

Project Name/Location	Description of Activities	Source of funding	Timeframe	Implementing Agency	Remarks
nyangere, sota,ratieny					
Youth Vocational Center Ratieny, Mariwa, Bande, Othora and Koweru	Construction and equipping	COG/GOK/Development partners	2018-2022		
Serena sports ground	Construction	COG/GOK/Development partners	2018-2022		
Resource centre at Otho	Construction	COG/GOK/Development partners	2018-2022		

#### MUHURU BAY WARD

Project Name/Location	Description of Activities	Source of funding	Timeframe	Implementing Agency	Remarks
all ECD Centers	Equipment Employment of more teachers	COG/GOK/Development partners	2018-2022	County Government of Migorri	Subject to availability of funds
Muhuru Vocational Education Training Centre	Provision of water harvesting facilities	COG/GOK/Development partners	2018-2022		
Dr. Gordon Jowi Polytechnic	Construction and equipping	COG/GOK/Development partners	2018-2022		

#### KANYASA WARD

Project Name/Location	Description of Activities	Source of funding	Timeframe	Implementing Agency	Remarks
all ECD Centers	Employment of more teachers	COG/GOK/Development partners	2018-2022	County Government of Migorri	Subject to availability of funds
Youth Polytechnic at Adingo	Construction and equipping	COG/GOK/Development partners	2018-2022		

#### KACHIENG WARD

Project Name/Location	Description of Activities	Source of funding	Timeframe	Implementing Agency	Remarks
Raga, Rabuor, Orero,Odendo And Nyamanga Ecde Classess	Construction and equipment of Ecde classes	COG/GOK/Development partners	2018-2022	County Government of Migorri	Subject to availability of funds
Distribution of wheelchairs to disabled student all schools	Distribution of wheelchairs to disabled student	COG/GOK/Development partners	2018-2022		
All ECD Centers	Employment of more teachers	COG/GOK/Development partners	2018-2022		
Youth Polytechnics At Kaduro	Construction and equipping	COG/GOK/Development partners	2018-2022		

#### NORTH KADEM

Project Name/Location	Description of Activities	Source of funding	Timeframe	Implementing Agency	Remarks
Lwala,ndiwa,orange, okenge, nyamwanda,olunga, nyora, kabuto	Construction and equipment	COG/GOK/Development partners	2018-2022	County Government of Migorri	Subject to availability of funds
Nyakweri ECDE	Construction of modern toilets, Equipping and staffing	COG/GOK/Development partners	2018-2022		
Village Polytechnic	Construction and equipping	COG/GOK/Development partners	2018-2022		

#### KALER WARD

Project Name/Location	Description of Activities	Source of funding	Timeframe	Implementing Agency	Remarks
Kanga-Onditi, nyamitha, kiasa, dunga, ECDE centres	Construction and equipment	COG/GOK/Development partners	2018-2022	County Government of Migorri	Subject to availability of funds
Sagenya ECD	Equipment, employment of enough teachers	COG/GOK/Development partners	2018-2022		
ECD school feeding program	Establish and support feeding program in all ECD centres.	COG/GOK/Development partners	2018-2022		
Youth Polytechnic	Construction and equipping	COG/GOK/Development partners	2018-2022		
Odendo	Construction and equipping	COG/GOK/Development partners	2018-2022		

#### MACALDER KANYARWANDA

Project Name/Location	Description of Activities	Source of funding	Timeframe	Implementing Agency	Remarks
ECDE classes at: Wathonger, Owich, Got Orango, Obalwang, Ogaka, Miroche, Osiri, Nyandema, Munyu, Mariba, Mikei, Sango, Ogongo, Radienya,bansi,Macalder, and Kimai	Construction	COG/GOK/Development partners	2018-2022	County Government of Migorri	Subject to availability of funds
Wangelongo ECDE	Completion	COG/GOK/Development partners	2018-2022		
Polytechnics at: Wathonger, Kowuor, Ongoche,Macalder Village Polytechnic	Establishment	COG/GOK/Development partners	2018-2022		
Maiga and Wathonger Sports ground	Construction	COG/GOK/Development partners	2018-2022		
Onge stadium walls	Improve	COG/GOK/Development partners	2018-2022		
Youth and Women	Empowerment	COG/GOK/Development partners	2018-2022		

#### 4.5 KURIA EAST SUB COUNTY NYABASI WEST WARD

Project Name/Location	Description of Activities	Source of funding	Time frame	Implementing Agency	Remarks
Gibariri ,sanchawa, nyabikongori, kendege ,chinato,mosweto, remanyinki, kebariri,, tebesi, kegonche, Kionyo and mosweto primary schools	construction and equipment of ECDE classroom	COG/GOK/Development partners	2018-2022	County Government of Migorri	Subject to availability of funds
ECDE training colleges at Maeta Nyametaburo and Moswete	Establishment	COG/GOK/Development partners	2018-2022		
ECDE teachers	Recruit more	COG/GOK/Development partners	2018-2022		

Project Name/Location	Description of Activities	Source of funding	Time frame	Implementing Agency	Remarks
Chinato Youth Polytechnic Dormitory	Construction and equipping	COG/GOK/Development partners	2018-2022	County Government of Migorri	Subject to availability of funds
Kwigena cultural centre	Establishment	COG/GOK/Development partners	2018-2022		
Chinato vocational training center	Construction of dormitory  Equipping of the center	COG/GOK/Development partners	2018-2022		

#### NYABASI EAST WARD

Project Name/Location	Description of Activities	Source of funding	Timeframe	Implementing Agency	Remarks
Nyamanche, Nyakehumu, Kugitimo, Sakuri, Kwigena Primary, Getongoroma, Nyamotambe, Nyamagenga/ Koromangucha ECD	Construction and equipment	COG/GOK/Development partners	2018-2022	County Government of Migorri	Subject to availability of funds
Kemantera, Nguruna Youth Polytechnic	Construction and equipping	COG/GOK/Development partners	2018-2022		
Stadia at At Kegonga, Kugitimo, at Nyamagenga Primary School	Establishment	COG/GOK/Development partners	2018-2022		
Sportsground At Sakuri Primary school, Kwiriba	Establishment	COG/GOK/Development partners	2018-2022		
Gosi cultural centres	Marketing	COG/GOK/Development partners			

#### NTIMARU EAST WARD

Project Name/Location	Description of Activities	Source of funding	Timeframe	Implementing Agency	Remarks
Wangirabose, Taragai, Minyere, Itongo, Makonge, Siabai, Nyankongo primary schools	Construction and equipping of ECDEs classrooms	COG/GOK/Development partners	2018-2022	County Government of Migorri	Subject to availability of funds.
Intergrated cultural and resource centre at Siabai community camp	Construction and equipping	COG/GOK/Development partners	2018-2022		
Makonge	Construct a sports recreation centre	COG/GOK/Development partners	2018-2022		
Gosebe and Nyamotambe, Bobwe, Gwitare	Construction of an ECDE centre.	COG/GOK/Development partners	2018-2022		
Siabai	Construct a cultural center at Siabai	COG/GOK/Development partners	2018-2022		
Makonge	Construction of a resource centre.  Construction of social hall at Makonge	COG/GOK/Development partners	2018-2022		

#### GOKEHARAKA WARD

Project Name/Location	Description of Activities	Source of funding	Timeframe	Implementing Agency	Remarks
-----------------------	---------------------------	-------------------	-----------	---------------------	---------

Chachamarwa (Gokeharaka), Ihore ECD, Nyamaranya ECD, Gukihuru, Simbori, Ngukumahamndo, Tungaini, Bikarabwa, Getambewa	ECD	Construction and equipping Construction of latrines	COG/GOK/Development partners	2018-2022	County Government of Migori	Subject to availability of funds
Gamasisi Youth Polytechnic		Dormitory Construction	COG/GOK/Development partners	2018-2022		
Youth Sacco		Establishment	COG/GOK/Development partners	2018-2022		
Nyamotambe Youth Sports Ground		Construction	COG/GOK/Development partners	2018-2022		
Sports Grounds at nyamotambe		Establishment	COG/GOK/Development partners	2018-2022		

#### NTIMARU WEST WARD

Project Name	Description of Activities	Source of funding	Time Frame	Implementation Agency	Remarks
Construction of Stadium at Ntimaru	Construction	COG/GOK/Development partners	2018-2022	County Government of Migori	Subject to availability of funds
Motarakwa, Bongebo, Kwiho, Mutiniti, Kwibanacha, Seronga and Gwitembe primary school ECDE Classrooms	Construction and equipment Construction of pit latrine	COG/GOK/Development partners	2018-2022		
Nitamaru Polytechnic	Completion and maintenance	COG/GOK/Development partners	2018-2022		
Ntimaru Community Learning and Resource Centre	Construction of resource learning centre	COG/GOK/Development partners	2018-2022		

#### 4.6 KURIA WEST SUB COUNTY

##### TAGARE WARD

Project Name/Location	Description of Activities	Source of funding	Time frame	Implementing Agency	Remarks
Existing ECD Classrooms	Equipment Construction of latrines	COG/GOK/Development partners	2018-2022	County Government of Migori	Subject to availability of funds
All primary schools	Construction and equipment of ECDE	COG/GOK/Development partners	2018-2022		

##### MASABA WARD

Project Name/Location	Description of Activities	Source of funding	Time frame	Implementing Agency	Remarks
Border ECDE	Acquisition of land	COG/GOK/Development partners	2018-2022	County Government of Migori	Subject to availability of funds
ECDE Classrooms at: Masaba, bohorera, gekamiri, sagegi, nya tira, korobunyige, Ntiyange, roturini ECDE classes, Getongonya, Ramangengi,	Construction and equipping	COG/GOK/Development partners	2018-2022		



Nyaimatichira, Kwinyaki, Nyamekongoroto,G osoho, kombe, kohanga, mayasa, Kouse Bomli, Ndanulu, Naora, Ndamukia, Komosimo					
--	--	--	--	--	--

#### ISEBANIA WARD

Project Name/Location	Description of Activities	Source of funding	Time frame	Implementing Agency	Remarks
Bukumburi, Nyabikayi, Nyamwini and Murimimanko ECDEs	Construction and equipment	COG/GOK/Development partners	2018-2022	County Government of Migori	Subject to availability of funds
Construction of ECD center at Bukumburi village (at least three classrooms)	Construction	COG/GOK/Development partners	2018-2022		
Construction of three more ECD class rooms at Mwirimi manko ECD center	Construction	COG/GOK/Development partners	2018-2022		

#### BUKIRA EAST WARD

Project Name/Location	Description of Activities	Source of funding	Time frame	Implementing Agency	Remarks
ECDE Classrooms at: Mogai Muya, Sengerema, Kengweso, Wizara ECD and St, Kizito ECD	Construction and equipping	COG/GOK/Development partners	2018-2022	County Government of Migori	Subject to availability of funds
Number and Nyatech stalled ECDEs	Construction and equipping	COG/GOK/Development partners	2018-2022		
Kehancha Polytechnic	Construction and equipping	COG/GOK/Development partners	2018-2022		

#### BUKIRA CENTRAL WARD

Project Name/Location	Description of Activities	Source of funding	Time frame	Implementing Agency	Remarks
Kuguyi, Getabara, komasincha, Rohansia kurinyuyi Gosoho Kerobare Nyawaitanchiria, Gwikonge, Akiba Road and all 7 remaining primary schools	Construction and equipping	COG/GOK/Development partners	2018-2022	County Government of Migori	Subject to availability of funds
2 model vocational education training centre VETC – Wizara Vocational Education	Construction	COG/GOK/Development partners	2018-2022		

#### NYAMONSENSE/KOMOSOKO WARD

Project Name/Location	Description of Activities	Source of funding	Time frame	Implementing Agency	Remarks
Construction of ECDEs in all Primary Schools	Construction and equipping	COG/GOK/Development partners	2018-2022	County Government of Migori	Subject to availability of funds
Boremago Nyasagati and Giosahi KUbwaha Iraha, Bitereko Masurura	Construction of latrines	COG/GOK/Development partners	2018-2022		
Biamiti and Rosabare ECDEs	Recruitment of teachers	COG/GOK/Development partners	2018-2022		

Project Name/Location	Description of Activities	Source of funding	Time frame	Implementing Agency	Remarks
Nyamosense youth polytechnic	Construction and equipping		2018-2022		

#### MAKERERO WARD

Project Name/Location	Description of Activities	Source of funding	Time frame	Implementing Agency	Remarks
All primary schools	Construction and Equipping	COG/GOK/Development partners	2018-2022	County Government of Migori	Subject to availability of funds
Nyangiti polytechnic	Equipping	COG/GOK/Development partners	2018-2022		
Bingutwi polytechnic	Construction and Equipping	COG/GOK/Development partners	2018-2022		

#### 4.7 RONGO SUB COUNTY

##### EAST KAMAGAMBO WARD

Project Name/Location	Description of Activities	Source of funding	Time frame	Implementing Agency	Remarks
All Public Primary Schools	Construction and equipment of ECDEs	COG/GOK/Development partners	2018-2022	County Government of Migori	Subject to availability of funds
Nyamuga Polytechnic	Construction and equipping	COG/GOK/Development partners	2018-2022		
Sports uniforms, balls and maintaining pitches	Support	COG/GOK/Development partners	2018-2022		
Annual Cultural Day	Celebrating	COG/GOK/Development partners	2018-2022		

##### SOUTH KAMAGAMBO WARD

Project Name/Location	Description of Activities	Source of funding	Time frame	Implementing Agency	Remarks
Banda, Sigina, Ngou and Ongo primary schools Omware, Kakwara and Dayo Kodero, arundo and nyaoke, Nyamaroka, Ndonyo Edes	Construction and equipment	COG/GOK/Development partners	2018-2022	County Government of Migori	Subject to availability of funds
Cham Gi Wadu Youth Polytechnic	Construction and equipping	COG/GOK/Development partners	2018-2022		
Kanyawanga and Kanyimach Sub Location Stadiums	Leveling	COG/GOK/Development partners	2018-2022		
Sports Uniforms and balls	support	COG/GOK/Development partners	2018-2022		

##### CENTRAL KAMAGAMBO WARD

Project Name/Location	Description of Activities	Source of funding	Timeframe	Implementing Agency	Remarks
Rongo Town Youth Polytechnic	Construction and equipping	COG/GOK/Development partners	2018-2022	County Government of Migori	Subject to availability of funds
Sports Academy	Establishment	COG/GOK/Development partners	2018-2022		
Dressing rooms, indoor games facilities and modern shed in Sub county Stadium	Established	COG/GOK/Development partners	2018-2022		
Rongo Stadium	Construction and Equipping	COG/GOK/Development partners	2018-2022		

Project Name/Location	Description of Activities	Source of funding	Timeframe	Implementing Agency	Remarks
Construction of ECDEs in all primary schools	Construction and Equipping	COG/GOK/Development partners	2018-2022		

#### NORTH KAMAGAMBO

Project Name/Location	Description of Activities	Source of funding	Timeframe	Implementing Agency	Remarks
All primary schools	Construction and Equipping	COG/GOK/Development partners	2018-2022	County Government of Migori	Subject to availability of funds
God Nyinyo	Completion	COG/GOK/Development partners	2018-2022		

#### 4.8 SUNA EAST SUB COUNTY

##### KAKRAO WARD

Project Name /Location	Description of Activities	Source of funding	Time frame	Implementing Agency	Remarks
Nyikendo,nyasare, magina, rangenga,bonda ,kanyanchera, St philgona,nyarongi, nyakonya, viyalo,pundo, apuoche, eko,otacho,mtavi, muhayakasembe, kikoma, mwachi,sumkago ,rayudhi,warisia, kakraougazi, sangla,nyabisawa Nyamanga ,got kalibary	Construction	COG/GOK/Development partners	2018-2022	County Government of Migori	Subject to availability of funds
Otacho youth polytechnic	Equipments	COG/GOK/Development partners	2018-2022		

##### GOD JOPE WARD

Project Name/Location	Description of Activities	Source of funding	Time frame	Implementing Agency	Remarks
All public primary schools.	Construction and equipment of ECDE classrooms	COG/GOK/Development partners	2018-2022	County Government of Migori	Subject to availability of funds
Nyamthenga, Wuok, God Roye, Sango, Manyatta and Osingo South Youth Polytechnic Migori Youth Polytechnic	Construction and equipping Rehabilitation	COG/GOK/Development partners	2018-2022		
All ECDE centres	-Employment of more ECDE teachers -Establishment of feeding programme	COG/GOK/Development partners	2018-2022		
Youth/women/person with disabilities groups	Awarding of tenders to these groups	COG/GOK/Development partners	2018-2022		

Project Name/Location	Description of Activities	Source of funding	Time frame	Implementing Agency	Remarks
Sports	Organizing sports for youths	COG/GOK/Development partners	2018-2022		
Migori Youth Polytechnic/Manyatta/Osin go south	Construction and equipping. Rehabilitation	COG/GOK/Development partners	2018-2022		
Loans	Access to loans	COG/GOK/Development partners	2018-2022		

#### KWA WARD

Project Name/Location	Description of Activities	Source of funding	Time frame	Implementing Agency	Remarks
Opasi primary, Radienya primary Nyamongo primary God Ngoche primary Kwa primary schools kwa hill primary, Wouthogik primary, Thithna Primary Sagegi catholic church ede	Construction and equipment	COG/GOK/Development partners	2018-2022	County Government of Migori	Subject to availability of funds
Nyamongo Primary School Play Ground and Thithna ECDE Primary playground	Leveling	COG/GOK/Development partners	2018-2022		
Ward tournaments	Reviving	COG/GOK/Development partners	2018-2022		

#### SUNA CENTRAL

Project Name /Location	Description of Activities	Source of funding	Time frame	Implementing Agency	Remarks
All primary schools	ECDE construction and Equipping	COG/GOK/Development partners	2018-2022	County Government of Migori	Subject to availability of funds
Midoti Youth Polytechnic	Equipping	COG/GOK/Development partners	2018-2022		

### 5.0 TRADE, TOURISM AND COOPERATIVE DEVELOPMENT

#### 5.1 URIRI SUB COUNTY

##### NORTH KANYAMKAGO WARD

Project name/location	Description of activities	Source of funding	Time frame	Implementing agency	remarks
Oria and Rae co-operatives	Establishment	COG/GOK/Development partners	2018-2022	County Government of Migori	Subject to availability of funds
Akonje hill, okumbo site, Oloochiro, kokello, Nyagwetha, Korege site, Ondome, Nyamasare	Reservation for tourist attraction sites	COG/GOK/Development partners	2018-2022		

##### EAST KANYAMKAGO WARD

Project Name/Location	Description Of Activities	Source Of Funding	Time Frame	Implementing Agency	Remarks
Thimjope, kokello, pith nyadundo, markets	Construction	COG/GOK/Development partners	2018-2022		

Project Name/Location	Description Of Activities	Source Of Funding	Time Frame	Implementing Agency	Remarks
Cattle auction ring	Establishment	COG/GOK/Development partners	2018-2022	County Government of Migori	Subject to availability of funds
Loans and grants	Provision	COG/GOK/Development partners	2018-2022		
Pit latrines in market and trading centres	Construction	COG/GOK/Development partners	2018-2022		

#### SOUTH KANYAMKAGO

Project Name/Location	Description Of Activities	Source Of Funding	Time Frame	Implementing Agency	Remarks
Modern markets at: Oyani Achuth/Ogwedhi Soweto Ong'ora Anding'o Koyoo Kilo Anding'o Kogendo, Manyonge , lwala and Ober	Construction	COG/GOK/Development partners	2018-2022	County Government of Migori	Subject to availability of funds
Solar lights at: all market centers Nyasoko market Kamsaki centre Lwala stage Bware market Ongora market Sigira market Edemba market Stela market Uriri primary junction Soweto, oyani	Installation	COG/GOK/Development partners	2018-2022		
Public toilets in all the markets	Construction	COG/GOK/Development partners	2018-2022		
Youth, women and PWD	Empowerment	COK/GOK Development partners	2018-2022		
SACCO	Empowerment	COK/GOK Development	2018-2022		

#### CENTRAL KANYAMKAGO

Project name/location	Description of activities	Source of funding	Time frame	Implementing agency	remarks
Piny Owacho market	Construction of market shed	COG/GOK/Development partners	2018-2022	County Government of Migori	Subject to availability of funds
Ramuoma junction trading centre	Construction of market shed	COG/GOK/Development partners	2018-2022		
Shilingi market.	Construction of market shed and toilet	COG/GOK/Development partners	2018-2022		
Ombo market	Construction of kiosks Fencing Construction of pit latrines	COG/GOK/Development partners	2018-2022		
Masaa market.	fencing	COG/GOK/Development partners	2018-2022		
	Construction of a market shed and pit latrine				
Maram Kamayo market	construction	COG/GOK/Development partners	2018-2022		
Anding'o konimbo market	Construction of pit latrine	COG/GOK/Development partners	2018-2022		

	Market shade construction				
--	---------------------------	--	--	--	--

#### WEST KANYAMKAGO

Project name/location	Description of activities	Source of funding	Time frame	Implementing agency	remarks
Markets at Osogo, Oyani Junction, Got Kodero	To be commissioned	COG/GOK/Development partners	2018-2022	County Government of Migori	Subject to availability of funds
Public Toilets at Osogo, Got Kodero, Oyani Junction, Oyani, Kambogo, Lela, Ongoro and Oyuma Markets	Construction	COG/GOK/Development partners	2018-2022		
Markets at Lela, Osogo, Oyani, Sibuoche, Got Kodero, Oyuma, Ahedo	Fencing	COG/GOK/Development partners	2018-2022		
Market Shades at Osogo, Sibuoche, Lela, Oyani, Kodero, Oyuma, Ahedo.		COG/GOK/Development partners	2018-2022		

#### 5.2 KURIA WEST SUBCOUNTY

##### TAGARE

Project name/location	Description of activities	Source of funding	Time frame	Implementing agency	remarks
market sheds and market	Provision of security	COG/GOK/Development partners	2018-2022	County Government of Migori	Subject to availability of funds
Relocaton of market from Roadside to main market	Construction	COG/GOK/Development partners	2018-2022		
Bus park	Construction	COG/GOK/Development partners	2018-2022		
auction yard	Fencing	COG/GOK/Development partners	2018-2022		
Toilets at: Gukiguku, Karam and ngisiru, Nyabirongo	Construction	COG/GOK/Development partners	2018-2022		
Business loans	Provision	COG/GOK/Development partners	2018-2022		

##### ISEBANIA WARD

Project Name/Location	Description Of Activities	Source Of Funding	Time Frame	Implementing Agency	Remarks
Isebania Modern Market	Construction	COG/GOK/Development partners	2018-2022	County Government of Migori	Subject to availability of funds
Pit Latrine In Market Centres	Construction	COG/GOK/Development partners	2018-2022		
Street Lighting In All Markets And Trading Centres	Installation And Maintainance Of Existing Ones	COG/GOK/Development partners	2018-2022		
Construction of at least ten bodaboda shades in isbania town	Construction	COG/GOK/Development partners	2018-2022		

##### MASABA WARD

Project name/location	Description of activities	Source of funding	Time frame	Implementing agency	remarks
Kuriatange Market, malboro market, nyamagaga, kohanga market latrines	Construction	COG/GOK/Development partners	2018-2022	County Government of Migori	Subject to availability of funds
Business loans	Provision	COG/GOK/Development partners	2018-2022		
Kuriatange air Market	Construction	COG/GOK/Development partners	2018-2022		
Kuriatange market	Construction of pit latrine	COG/GOK/Development partners	2018-2022		
Kombe Market	Installation of two solar panels Modern toilet	COG/GOK/Development partners	2018-2022		
Cottage industry of stone quarrying at Upepo Market	Start of the already proposed project	COG/GOK/Development partners	2017-2018		
Mining Cooperative	Establishment	COG/GOK/Development partners	2017-2018		
Masaba Market	Construction of stalls	COG/GOK/Development partners	2017-2018		

#### NYAMOSENSE KOMOSOKO WARD

Project name/location	Description of activities	Source of funding	Time frame	Implementing agency	remarks
Markets at: Iraha, Nyabirangancha, Gosese, Masurura, Motemorabu, Nyabohanse, Biamiti, Boremagongo	Construction of markets	COG/GOK/Development partners	2018-2022	County Government of Migori	Subject to availability of funds
Pit latrines at: Iraha, Nyabirangancha, Gosese, Masurura, Taroseka, Nyamwini, Kumuwamu, Boremagongo	Construction of pit latrines	COG/GOK/Development partners	2018-2022		
loans to small scale traders	Provision	COG/GOK/Development partners	2018-2022		
Biamiti and Nyanmesense market stall and stores	Construction	COG/GOK/Development partners	2018-2022		
Motemorabu jua kali industry	Construction	COG/GOK/Development partners	2018-2022		
Kumuwamu market	Fencing	COG/GOK/Development partners	2018-2022		
Ngochoni cattle auction ring	Construction	COG/GOK/Development partners	2018-2022		
Taguma and toroseka solar lights	Installation	COG/GOK/Development partners	2018-2022		
Gatundu Coffee Society	Renovation	COG/GOK/Development partners	2018-2022		

#### BUKIRA EAST WARD

Project Name/Location	Description Of Activities	Source Of Funding	Time Frame	Implementing Agency	Remarks
Taranganya Market	Fencing	COG/GOK/Development partners	2018-2022	County Government of Migori	Subject to availability of funds
Karosi market	Construction of market shed and public toilet	COG/GOK/Development partners	2018-2022		
Namba market shade	Construction	COG/GOK/Development partners	2018-2022		
Kehancha market	Construction of toilets	COG/GOK/Development partners	2018-2022		

#### BUKIRA CENTRAL WARD



Project name	Description of activities	Source of funding	Time frame	Implementing Agency	Remarks
Ikerege market	Construction and installation of stalls	COG/GOK/Development partners	2018-2022	County Government of Migori	Subject to availability of funds
Ikerege boda boda shade	Construction	COG/GOK/Development partners	2018-2022		
Nyabokarange market	Fencing, construction, and installation of stalls	COG/GOK/Development partners	2018-2022		
public toilet at komomange and koimakebe markets	Construction	COG/GOK/Development partners	2018-2022		

#### MAKERERO WARD

Project Name	Description of activities	Source of funding	Time frame	Implementing Agency	Remarks
Nyaihungurumo centre Magita Nyangiti Nyaigena Getaigwa -Bokora Nkamo Kurunyara Omari Road – Nyasese Kengari Sungura Ngukuobotete bingutwi primary School	Transformers for electricity supply	COG/GOK/Development partners	2018-2022	County Government of Migori	Subject to availability of funds
Masebe, Taragwiti and Kohego, Nyametaburo markets	Construction	COG/GOK/Development partners	2018-2022		
Nyabikaye ,Nyasese Saccos	Initiation	COG/GOK/Development partners	2018-2022		
Makerero Sacco	Power backup	COG/GOK/Development partners	2018-2022		
Solar street lights at; nyametaboro and gesiora centres	Installation	COG COG/GOK/Development partners	2018-2022		

#### 5.3 KURIA EAST SUB COUNTY

##### NTIMARU WEST WARD

Project name/location	Description of activities	Source of funding	Time frame	Implementing agency	remarks
Installation of LCD Screens	Installation of billboard screen	COG/GOK/Development partners	2018-2022	County Government of Migori	Subject to availability of funds
Bus park at Ntimaru Centre	Construction of bus park	COG/GOK/Development partners	2018-2022		
Establishment of Sewage system	Construction of sewerage system and latrines in all market centers	COG/GOK/Development partners	2018-2022		
Market shade at Ntimaru and Gwitembe	Construction	COG/GOK/Development partners	2018-2022		

##### NTIMARU EAST WARD

Project name/location	Description of activities	Source of funding	Time frame	Implementing agency	remarks
Modern markets at: Siabai and wangira bose	Construction	COG/GOK/Development partners	2018-2022	County Government of Migori	Subject to availability of funds
market sheds at Siabai, Wangirabose, Taragai, Gokoona,	Construction	COG/GOK/Development partners	2018-2022		

Project name/location	Description of activities	Source of funding	Time frame	Implementing agency	remarks
Magamaga, Nyankongo, Minyere and Itongo					
Pit latrines at; Itongo, Siabai, Gookona, and Wangirabose markets	Construction	COG/GOK/Development partners	2018-2022		
Guana	Construction of a coffee processing plant	COG/GOK/Development partners	2018-2022		
Guana and Wangira Coffee Processing Plants	Equipping with a pulping machine	COG/GOK/Development partners	2018-2022		
Siabai and Wangirabose	Cottage semi industries	COG/GOK/Development partners	2018-2022		
Korosana coffee factories	Equipping with modern bulping machine	COG/GOK/Development partners	2018-2022		

#### NYABASI WEST WARD

Project name/location	Description of activities	Source of funding	Time frame	Implementing agency	remarks
modern markets at: Nyabosongo (Senta) modern market, Sanchawa, Komorama, Nyamtiro and Mosweta	construction	COG/GOK/Development partners	2018-2022	County Government of Migori	Subject to availability of funds
Cattle auction ring	Opening	COG/GOK/Development partners	2018-2022		
modern latrine facilities at Kibaroti centre Kemakoba, Kondege, Sachawa	Construction	COG/GOK/Development partners	2018-2022		
cheap loans for small enterprises	Provision	COG/GOK/Development partners	2018-2022		

#### NYABASI EAST WARD

Project name/location	Description of activities	Source of funding	Time frame	Implementing agency	remarks
markets at: Nyamanche, Kwigewa, Getongoroma, Kwihemba, Kugitimo, Kwiriba, Koromangucha	Construction	COG/GOK/Development partners	2018-2022	County Government of Migori	Subject to availability of funds
Garbage collection	Initiation	COG/GOK/Development partners	2018-2022		
Loans for businesses people	Provision	COG/GOK/Development partners	2018-2022		
auction ring at Kugitimo market, Kwiriba	Establishment	COG/GOK/Development partners	2018-2022		
ReKomuri dump site	Construction and fencing	COG/GOK/Development partners	2018-2022		

#### GOKEHARAKA WARD

Project name/location	Description of activities	Source of funding	Time frame	Implementing agency	remarks
Masongora mkt	To be made functional	COG/GOK/Development partners	2018-2022	County Government of Migori	Subject to availability of funds
Pit latrines in each and every market	Construction	COG/GOK/Development partners	2018-2022		
Gokeharaka, Ngukumahando	Construction of markets	COG/GOK/Development partners	2018-2022		
Nyamaranya bodaboda shades	Construction	COG/GOK/Development partners	2018-2022		

#### 5.4 SUNA EAST SUB COUNTY

##### KAKRAO WARD

Project name/location	Description of activities	Source of funding	Time frame	Implementing agency	remarks
Nyikendu ,magina, rengana ,banda ,Nyayomo, Migingo ,Bimos ,Anjego 'Eko center, Mwachi ,Otacho, pundo opuoche, Nyabisawa markets	Construction of modern market ,toilets and fencing and installation of solar lights	COG/GOK/Development partners	2018-2022	County Government of Migori	Subject to availability of funds
Kakrao Cattle auction ring	Establishment	COG/GOK/Development partners	2018-2022	County Government of Migori	Subject to availability of funds
Nyabisawa market shed	Construction	COG/GOK/Development partners	2018-2022	County Government of Migori	Subject to availability of funds

##### SUNA CENTRAL WARD

Project name/location	Description of activities	Source of funding	Time frame	Implementing agency	remarks
Loans	Soft loans for youths /women groups	COG/GOK/Development partners	2018-2022	County Government of Migori	Subject to availability of funds
Ondingo, Kokeno market and toilet	Construction of markets and toilets	COG/GOK/Development partners	2018-2022		
Grants to business people	Provision of grants	COG/GOK/Development partners	2018-2022		
Ngege modern market	Construction of market and toilet	COG/GOK/Development partners	2018-2022		
Ombo jua kali	Construction /establishment of jua kali section				
Cattle auction	Construction of Auction wing	COG/GOK/Development partners	2018-2022		
midoti standard market	Construction of market	COG/GOK/Development partners	2018-2022		
Oching Orwa Recycling industry	Construction of animals waste industry	COG/GOK/Development partners			
chief chacha area	Construction of a market and latrine and fencing	COG/GOK/Development partners	2018-2022		
Mapera market cattle auction ring	Establishment	COG/GOK/Development partners	2018-2022		
nyasare centre	Upgrading to market	COG/GOK/Development partners	2018-2022		
Poultry feed industry	Establishment	COG/GOK/Development partners	2018-2022		
Table banking for needy groups	Establishment	COG/GOK/Development partners	2018-2022		

##### GOD JOPE WARD

Project name	Description of activities	Source of funding	Time frame	Implementing agency	remarks
Market shades at : manyatta centre, god jope centre, dosa, kona kogwang, angola and Nyamthenga, Alara, Nyahera Nak Road, Siling, Ngege B, Sango	Construction	COG/GOK/Development partners	2018-2022	County Government of Migori	Subject to availability of funds

Project name	Description of activities	Source of funding	Time frame	Implementing agency	remarks
Tharaga, Sango, Ngege B, Alara Markets	Establishment, Fencing and installation of solar lights	COG/GOK/Development partners	2018-2022		
Kobora market	Upgrading	COG/GOK/Development partners	2018-2022		
God jope new market shade	Rehabilitation	COG/GOK/Development partners	2018-2022		
Modern market at ayego	Construction	COG/GOK/Development partners	2018-2022		
Ayego cattle auction ring	Establishment	COG/GOK/Development partners	2018-2022		
Cultural centre at siling	Establishment	COG/GOK/Development partners	2018-2022		
Loans	Soft loans to youths/women groups	COG/GOK/Development partners	2018-2022		
Cooperative loans	Allocation of funds for business	COG/GOK/Development partners	2018-2022		
Employment opportunities	Equitable distribution off ECDE teachers, Nurses, Village administrators and community health workers	COG/GOK/Development partners	2018-2022		

#### KWA WARD

Project name/location	Description of activities	Source of funding	Time frame	Implementing agency	remarks
Ogwedhi Market	Completion and construction of pit latrine	COG/GOK/Development partners	2017-2022	County Government of Migori	Subject to availability of funds
Market shed at Opasi ,Rabour and kojea	Construction	COG/GOK/Development partners	2018-2022		
Kisindi and Thithna pit latrine	Construction	COG/GOK/Development partners	2017-2022		

#### 5.5 SUNA WEST SUB COUNTY

##### WASIMBETE WARD

Project name/location	Description of activities	Source of funding	Time frame	Implementing agency	remarks
Giribe and Masaria modern markets	Construction.	COG/GOK/Development partners	2018-2022	County Government of Migori	Subject to availability of funds
Kopanga border	Opening.	COG/GOK/Development partners	2018-2022		
All markets	Provision of cleaning services	COG/GOK/Development partners	2018-2022		
Loans and grants for small scale traders	Provision	COG/GOK/Development partners	2018-2022		

##### WASWETA 2 WARD

Project name/location	Description of activities	Source of funding	Time frame	Implementing agency	remarks
Nyamalu and Ondisore.	Building of Boda Boda Shades	COG/GOK/Development partners	2018-2022	County Government of Migori	Subject to availability of funds
Nyamalu, Kokeno, Ndongyo, Kowino, Kibumburia,	Opening of market centres	COG/GOK/Development partners	2018-2022		
Cattle Auction	Fencing and gate officers, water and latrine.	County Government,National	2018-2022		

Project name/location	Description of activities	Source of funding	Time frame	Implementing agency	remarks
		Government and development Partners		County Government of Migori	Subject to availability of funds
Lela and Magoto market.	To be officially opened and expanded.	County Government,National Government and development Partners	2018-2022	County Government of Migori	Subject to availability of funds
Nyamilu and Ondisore	Building of boda boda shade	County Government,National Government and development Partners	2018-2022	County Government of Migori	Subject to availability of funds
Nyamilu kokeno Ndonyo	Opening of market controles	County Government,National Government and development Partners	2018-2022	County Government of Migori	Subject to availability of funds
Kibumbwiria/kadogo kakiango	Opening of market controles	County Government,National Government and development Partners	2018-2022	County Government of Migori	Subject to availability of funds
Cattle auction kababu	Fencing and gate officers. Water and latrines,	County Government,National Government and development Partners	2018-2022	County Government of Migori	Subject to availability of funds
Lela and magoto market	To be officially opened and expanded	County Government,National Government and development Partners	2018-2022		
Bondo market	Modern building	County Government,National Government and development Partners	2018-2022		
Manga kamaongo center	Solar lights	County Government,National Government and development Partners	2018-2022		
Loans and grant for small scale traders	Provision	County Government,National Government and development Partners	2018-2022		

#### ORUBA RAGANA WARD

Project name/location	Description of activities	Source of funding	Time frame	Implementing agency	remarks
Namba market. Ragana	Construction and equipping	COG/GOK/Development partners	2018-2022	County Government of Migori	Subject to availability of funds
Ragana market	Consrtruction and equipment	COG/GOK/Development partners	2018-2022		
Marindi and suna markets	Modernization	COG/GOK/Development partners	2018-2022		
Business loans	Provision	COG/GOK/Development partners	2018-2022		

#### WIGA WARD

Project name/location	Description of activities	Source of funding	Time frame	Implementing agency	remarks
Masara Cattle Auction Ring	Establishment	COG/GOK/Development partners	2018-2022	County Government of Migori	Subject to availability of funds
Masara Town Planning	Initiation	COG/GOK/Development partners	2018-2022		
Masara Modern Toilet	Construction	COG/GOK/Development partners	2018-2022		

Project name/location	Description of activities	Source of funding	Time frame	Implementing agency	remarks
Chung'ni Modern Market	Construction	COG/GOK/Development partners	2018-2022		
Mukuro Market Shed	Construction	COG/GOK/Development partners	2018-2022		
Chung'ni Bodaboda Shed	Construction	COG/GOK/Development partners	2018-2022		

#### 5.6 AWENDO SUB COUNTY

##### WEST SAKWA WARD

Project Name/Location	Description Of Activities	Source Of Funding	Time Frame	Implementing Agency	Remarks
Otochogo Market Odongoer Market	Construction of market shed	COG/GOK/Development partners	2018-2022	County Government of Migori	Subject to availability of funds
Madiaba Market	Construction	COG/GOK/Development partners	2018-2022		
Slaughter House At Nyarombo Market	Construction	COG/GOK/Development partners	2018-2022		
siruti market	Fencing	COG/GOK/Development partners	2018-2022		
Nyatambe and Kwe modern market toilets	Construction	COG/GOK/Development partners	2018-2022		

##### CENTRAL SAKWA WARD

Project name/location	Description of activities	Source of funding	Time frame	Implementing agency	remarks
Awendo old market	Upgrading	COG/GOK/Development partners	2018-2022	County Government of Migori	Subject to availability of funds
Awendo milimani social hall	Establishment	COG/GOK/Development partners	2018-2022		
Awendo Cattle Auction	Fencing, Modern toilets and Offices	COG/GOK/Development partners	2018-2022		
Odedo Market, Riat, Medgi suka	Fencing and Construction of toilet	COG/GOK/Development partners	2018-2022		
LCD at Kokuro	Installation of LCD billboards				

##### SOUTH SAKWA WARD

Project Name/Location	Description Of Activities	Source Of Funding	Time Frame	Implementing Agency	Remarks
Ng'ong'a And Nyabera Market	Developing.	Cog/Gok/Development Partners	2018-2022	County Government Of Migori	Subject To Availability Of Funds
Akoko Public Market	Construction	Cog/Gok/Development Partners	2018-2022		
Trade Loans	Provision	Cog/Gok/Development Partners	2018-2022		
Rinya Market Sare Trading Centre Angaga Market Bar Market Bonde Market Ulanda Market Mariwa Market Proposed Akoko Hill Market Proposed Uradi Market	Construction Of Market Shades And Fencing  Construction Of Pit Latrines				

##### NORTH SAKWA

Project name/location	Description of activities	Source of funding	Time frame	Implementing agency	remarks
Provision of cheap loans	Avail low cost loans to groups and individuals for business	COG/GOK/Development partners	2018-2022	County Government of Migori	Subject to availability of funds
Local museum	Construction and stocking of a museum	COG/GOK/Development partners	2018-2022		
Pit latrine at Loleny and Nyakuru market	Construction	COG/GOK/Development partners	2018-2022		

### 5.7 NYATIKE SUB COUNTY

#### KALER WARD

Project Name/Location	Description of Activities	Source of Funding	Time Frame	Implementing Agency	Remarks
Loan facility for small scale traders	Provision of cheap loans	COG/GOK/Development partners	2018-2022	County Government of Migori	Subject to availability of funds
Modern markets at Ochuna, kanga,olasi,sagenya	Construction	COG/GOK/Development partners	2018-2022		
Olasi cattle auction yard	Establishment	COG/GOK/Development partners	2018-2022		
Modern market toilets at:Kanga, Nyasani, Sagenya	Construction	COG/GOK/Development partners	2018-2022		
At Nyamitha, Nyasani, Kanga and Magawa	Installation of solar lights	COG/GOK/Development partners	2018-2022		
Reviving KIOLFA (kiasa-Olasi Farmers Association)	Reviving the association	COG/GOK/Development partners	2017-2022		
Loan facility for small scale traders	Provision of cheap loans for business to kaler ward women sacco, women groups, disabled persons, youth and men groups	COG/GOK/Development partners	2017-2022		
Empowerment of Ochuna craft cooperative	Training Cheap loans	COG/GOK/Development partners	2017-2022		
Sugarcane farmers support	Availing farm inputs at subsidized costs Marketing program	COG/GOK/Development partners	2017-2022		
Tourist Resort at Sango site	Construction and equipment	COG/GOK/Development partners	2017-2022		

#### NORTH KADEM WARD

Project Name/Location	Description Of Activities	Source Of Funding	Time Frame	Implementing Agency	Remarks
Solar lighting at Lwala,Orango ,Kolanya,Nyora,Kabuto, Nyakweri,Nyatworo, MagungDiruma	Installation	COG/GOK/Development partners	2018-2022	County Government of Migori	Subject to availability of funds
Modern Market at: Lwala,Nyakweri,Nyora Kabuto, Magungu	Construction	COG/GOK/Development partners	2018-2022		
Markets at: Orango,Odiyo,Oluga	Establishment	COG/GOK/Development partners	2018-2022		



Nyatworo,Diruma					
Jua kali shed at Thimlich	Construction	COG/GOK/Development partners	2018-2022		
Modern toilets at Lwala ,Nyora ,Nyakweri	Construction	COG/GOK/Development partners	2018-2022		
Toilets at Nyatworo ,Diruma	Construction	COG/GOK/Development partners	2018-2022		
Loans to youth groups in okenge sublocation	Provision	COG/GOK/Development partners	2018-2022		
Drainage System within Lwanda Market	Construction of drainage system	COG/GOK/Development partners	2018-2022		
Ndiwa Market Toilets	Painting, Finishing	COG/GOK/Development partners	2018-2022		

#### MUHURU BAY WARD

Project name/location	Description of activities	Source of funding	Time frame	Implementing agency	remarks
Bus park at Kikongo Township	Construction	COG/GOK/Development partners	2018-2022	County Government of Migori	Subject to availability of funds
Public toilets at Kona, Kogigo junction, Kumoni, Koyindi and Kikongo junction	Construction	COG/GOK/Development partners	2018-2022		
Ibencho market, Tagache market , Kumoni and Kikongo market	Opening and expansion for cattle/ livestock auction rings	COG/GOK/Development partners	2018-2022		
Muhuru bay fishermen Cooperative society	Financing	COG/GOK/Development partners	2018-2022		
Mugabo care centre	Fencing, improving, equipping,	COG/GOK/Development partners	2018-2022		

#### KANYASA WARD

Project name/location	Description of activities	Source of funding	Time frame	Implementing agency	remarks
markets at: Obware ,Riat,Alendo,Otati,Depe, Opija and Aloma	Establishment	COG/GOK/Development partners	2018-2022	County Government of Migori	Subject to availability of funds
Establishment of ward SACCOS.	Establishment	COG/GOK/Development partners	2018-2022		
Formation of self-help groups.	Formation	COG/GOK/Development partners	2018-2022		
Empowerment of women SACCO.	Empowerment	COG/GOK/Development partners	2018-2022		

#### KACHIENG WARD

Project name/location	Description of activities	Source of funding	Time frame	Implementing agency	remarks
Markets at Corner C, Agolo Muok & Gunga	Construction	COG/GOK/Development partners	2018-2022	County Government of Migori	Subject to availability of funds
Livestock Market at Sori, Wadhremo, Riat-Kongoo	Establishment	COG/GOK/Development partners	2018-2022		
More Solar Lights at Sori, Okiro, St. Camilas, Oodi, Okiro, Siginga, Agiro, Bongo	Installation	COG/GOK/Development partners	2018-2022		
Otati Market	Demarcation	COG/GOK/Development partners	2018-2022		
Sori Market	Construction of market shades, water borne toilet and pit latrine, and market stalls	COG/GOK/Development partners	2018-2022		

Project name/location	Description of activities	Source of funding	Time frame	Implementing agency	remarks
Oodi Market, Bongo Beach, Corner C and St. Camillus	Construction of pit latrine	COG/GOK/Development partners	2018-2022		
Sori bus park	Completion construction of bus park	COG/GOK/Development partners	2018-2022		
Sori tourist resort	Construction	COG/GOK/Development partners	2018-2022		

#### GOT KACHOLA WARD

Project name/location	Description of activities	Source of funding	Time frame	Implementing agency	remarks
Kona kanyandere chamachichi, koweru, olando, aneko, kanyandiko Nyandago, bande, mangu Nyakurungoto, othora trading centres	Installation of solar lights	COG/GOK/Development partners	2018-2022	County Government of Migori	Subject to availability of funds
Got kachola Beach tourist Resort	Construction	COG/GOK/Development partners	2018-2022		
Otho and Bande Markets	Fencing	COG/GOK/Development partners	2018-2022		
Modern Market sheds at: Otho, Bande, Got kachola, Koweru and Aneko	Construction	COG/GOK/Development partners	2018-2022		
Public toilets at: Lidha, Matoso, Ongoro, Got Kachola, Aneko Beaches, Bande, Aonge Dhiang, Nyandago, Serena	Construction	COG/GOK/Development partners	2018-2022		
Loans to women and youth groups	Availing	COG/GOK/Development partners	2018-2022		

#### MACALDER KANYARWANDA WARD

Project name/location	Description of activities	Source of funding	Time frame	Implementing agency	remarks
Modern market at Nyandema, Kambato, mariba, Mikai Centre, Mirocentre and Osiri	Construction	COG/GOK/Development partners	2018-2022	County Government of Migori	Subject to availability of funds
Waterborne toilets at Macalder market	Construction	COG/GOK/Development partners	2018-2022		
Jua kali macalder market	Upgrading	COG/GOK/Development partners	2018-2022		
Kalangi market modern latrine	Construction	COG/GOK/Development partners	2018-2022		
Nyandema market modern latrine	Construction	COG/GOK/Development partners	2018-2022		
VIP latrines. All market Centres	Construction	COG/GOK/Development partners	2018-2022		

#### 5.8 RONGO SUB COUNTY

##### CENTRAL KAMAGAMBO WARD

Project Name/Location	Description Of Activities	Source Of Funding	Time Frame	Implementing Agency	Remarks
Waste Transfer station	Establishment	COG/GOK/Development partners	2018-2022		

Project Name/Location	Description Of Activities	Source Of Funding	Time Frame	Implementing Agency	Remarks
Designated dumping site	Establishment	COG/GOK/Development partners	2018-2022		
Garbage bins Truction for garbage collection	Procurement	COG/GOK/Development partners	2018-2022		
Exhauster levy	Establishment	COG/GOK/Development partners	2018-2022		
Rongo modern market.	Maintenance	COG/GOK/Development partners	2018-2022		
space for hawkers	Allocation	COG/GOK/Development partners	2018-2022		
Trade loans to traders	Provision	COG/GOK/Development partners	2018-2022		
Riosiri modern cattle auction ring	Establishment	COG/GOK/Development partners	2018-2022		
Siala modern market	Construction	COG/GOK/Development partners	2018-2022		
Riosiri and Rongo Bus Park water-borne toilet	Construction	COG/GOK/Development partners	2018-2022		
Revolving funds to youths, women and PWD's.	Installation	COG/GOK/Development partners	2018-2022		
Cottage industry eg for rice, peanut butter etc	Establishment	COG/GOK/Development partners	2018-2022		
Industry for recycling of waste products	Establishment	COG/GOK/Development partners	2018-2022		
Bodaboda shades	Construction of a shade and bodaboda shades at olero and Rongo market	COG/GOK/Development partners	2018-2022		
Market sheds at Riosir and Asara Market	Construction of Market shades	COG/GOK/Development partners	2018-2022		

#### EAST KAMAGAMBO WARD

Project name/location	Description of activities	Source of funding	Time frame	Implementing agency	remarks
Cattle auction ring at nyaburu	Establishment	COG/GOK/Development partners	2018-2022	County Government of Migori	Subject to availability of funds
Ngere shopping center	Upgrading it to a market center	COG/GOK/Development partners	2018-2022		
Low cost loans	Availing low cost loans to small scale traders, youths and women groups	COG/GOK/Development partners	2018-2022		
Nyaburu public toilet	Construction of public toilets	COG/GOK/Development partners	2018-2022		
Opapo market	Taking over,fencing and completion to modern standard	COG/GOK/Development partners	2018-2022		
Waterborne disease toilet at Opapo	Construction	COG/GOK/Development partners	2018-2022		
Kamin Ombugu Market	Commisioning	COG/GOK/Development partners	2018-2022		

#### SOUTH KAMAGAMBO WARD

Project name/location	Description of activities	Source of funding	Time frame	Implementing agency	remarks
Maroo market shades and latrine	Construction	COG/GOK/Development partners	2018-2022	County Government of Migori	Subject to availability of funds
Soft loans to small scale traders	Provision	COG/GOK/Development partners	2018-2022		
Oyora market, kawao market	Fencing and shed construction	COG/GOK/Development partners	2018-2022		

#### NORTH KAMAGAMBO WARD

Project Name/Location	Description Of Activities	Source Of Funding	Time Frame	Implementing Agency	Remarks
Kadianga latrine	Construction	COG/GOK/Development partners	2018-2022	County Government of Migori	Subject to availability of funds
Kichuri and kojwang markets	Construction	COG/GOK/Development partners	2018-2022		
VIP latrines	All Market centres	COG/GOK/Development partners	2018-2022		

### 6.0 ROADS, TRANSPORT, PUBLIC WORKS AND ENERGY

#### 6.1 NYATIKE SUB COUNTY

##### NORTH KADEM

Project Name/Location	Description of Activities	Source of funding	Timeframe	Implementing Agency	Remarks
Angugo- Tuk Road	Opening	COG/GOK/Development partners	2018-2022	County Government of Migori/Partners	Subject to availability of funds and conducive weather
Agenga- Lwala Road.	Opening	COG/GOK/Development partners	2018-2022		
Ndiwa- Odiyo Road.	Opening	COG/GOK/Development partners	2018-2022		
Ndiwa- Okenge Road	Opening	COG/GOK/Development partners	2018-2022		
Nyakapeka Bridge	Construction	COG/GOK/Development partners	2018-2022		
Okenge- Orango Road	Opening	COG/GOK/Development partners	2018-2022		
Okenge- Gogo Road	Murraming and Opening	COG/GOK/Development partners	2018-2022		
Okenge- Oluga Road.	Opening	COG/GOK/Development partners	2018-2022		
Okenge- Oluga Road.	Opening	COG/GOK/Development partners	2018-2022		
Thimlich- Okenge Road	Murraming	COG/GOK/Development partners	2018-2022		
Odiyo- Okenge Road.	Opening	COG/GOK/Development partners	2018-2022		
Okenge- Oluga- Nyatuoro Road.	Opening	COG/GOK/Development partners	2018-2022		
Angugo-Nyora -Sere-Nyakweri Road.	Opening	COG/GOK/Development partners	2018-2022		
Kabuto- Kimai -Aneko Road. Link Bridge at Nyora- Kabuto Road	Opening and construction of bridge	COG/GOK/Development partners	2018-2022		
All roads done between 2013 and 2017	Maintenance	CG/GOK	2018-2022		
All roads devolved from KeRRA, KURA,CDF and Former local Authority	Maintenance	CG/GOK	2018-2022		

##### KALER WARD

Project Name/Location	Description of Activities	Source of funding	Timeframe	Implementing Agency	Remarks
Ongoche Bridge (Kiasa-Nyamitha Road)	Construction of bridge	COG/GOK/Development partners	2018-2022	County Government of Migori/Partners.	Subject to availability of funds and conducive weather
Ongoche Bridge (Adera-Sagenya Road)	Construction	COG/GOK/Development partners	2018-2022		
Olasi-Tito Road	Opening	COG/GOK/Development partners	2018-2022		
Olasi Bridge	Construction	COG/GOK/Development partners	2018-2022		
Olasi-Kanga-Sagenya Road	Opening	COG/GOK/Development partners	2018-2022		
Apito-Ougochi Road	Opening	COG/GOK/Development partners	2018-2022		
Adera-Kiasa-Kanga Road	Opening	COG/GOK/Development partners	2018-2022		
Kona-Kaongo-Kiasa Road	Opening	COG/GOK/Development partners	2018-2022		
Ongoche Bridge (Sagenya-Kiasa Road)	Construction	COG/GOK/Development partners	2018-2022		
Kiasa-Nyahara Road	Opening	COG/GOK/Development partners	2018-2022		
Olasi-God Ongeche-Ochuna Road	Opening	COG/GOK/Development partners	2018-2022		
Nyamitha-Kanga Road	Opening	COG/GOK/Development partners	2018-2022		
Kalala-Buchondiegi Road	Opening	COG/GOK/Development partners	2018-2022		
Bande-Nyamache-Onduche-apilo road	Opening	COG/GOK/Development partners	2018-2022		
All roads done between 2013 and 2017	Maintenance	CG/GOK	2018-2022		
All roads devolved from KeRRA, KURA,CDF and Former local Authority	Maintenance	CG/GOK	2018-2022		

#### MACALDER KANYARWANDA WARD

Project Name/Location	Description of Activities	Source of funding	Timeframe	Implementing Agency	Remarks
Mariba- Oba Iwanda – Kuja Road, Nyandema To Wathonger Bridge.	Opening and murraming	COG/GOK/Development partners	2018-2022	County Government of Migori/Partners	Subject to availability of funds and conducive weather
Ogaka- Osiri Road	Construction of Bridge	COG/GOK/Development partners	2018-2022		
Namba- Ogaka	Murraming	COG/GOK/Development partners	2018-2022		
Osiri Magaribi- Sango Roads	Opening and murraming	COG/GOK/Development partners	2018-2022		
Godkwach – Ogongo Road	Construction of a bridge	COG/GOK/Development partners	2018-2022		
Godkwach- Magawa Road	Opening and murraming	COG/GOK/Development partners	2018-2022		
Godkwach- Kodele-Owich Road	Opening and murraming	COG/GOK/Development partners	2018-2022		
Nyandema – Wathonger Road	Murraming and construct bridge and culverts.	COG/GOK/Development partners	2018-2022		

Project Name/Location	Description of Activities	Source of funding	Timeframe	Implementing Agency	Remarks
Punda – Macalder Road,Kopiyo – Oyundi Road,Kowuor – Pap – Rombe Road	Opening and murruming	COG/GOK/Development partners	2018-2022		
Town Road Network	Repair and drainage system	COG/GOK/Development partners	2018-2022		
Macalder – Kowuor Primary,Paprombe – Irrigation Intake,Riat – Kuja Road	Opening murraming, bridges and culverts inserted.	COG/GOK/Development partners	2018-2022		
Ndema-Kalangi Road.	Opened and murramed	COG/GOK/Development partners	2018-2022		
Kombato – Sibouche Road,Bansi – Magawa Road	Opening	COG/GOK/Development partners	2018-2022		
Kombato- Owich	Repaired, culverts and murramed	COG/GOK/Development partners	2018-2022		
Nyandema – Sango – Aego Road	Opening murraming, Bridge and culvert installation	COG/GOK/Development partners	2018-2022		
Kalangi – Ndemra Road	Opened and murramed	COG/GOK/Development partners	2018-2022		
Munyu- Ndemra Road	Opened and murramed	COG/GOK/Development partners	2018-2022		
Main Road – Munyu Primary School	Opened and murramed	COG/GOK/Development partners	2018-2022		
Macalder Bridge	Construction and bridges	COG/GOK/Development partners	2018-2022		
Mikei Bridge	Construction and bridges	COG/GOK/Development partners	2018-2022		
Mariba – Olando – Bande	Opened and murraming	COG/GOK/Development partners	2018-2022		
Mariba – Obalwanda School	Opened and murraming	COG/GOK/Development partners	2018-2022		
Mariba – Onger Road	Opened and murraming	COG/GOK/Development partners	2018-2022		
Nyakore – Kuja Road	Opening and murraming	COG/GOK/Development partners	2018-2022		
Ongoche – Nyandago Ongoche – Olando	Opening and murraming	COG/GOK/Development partners	2018-2022		
Wathonger Centre – Wathonger Primary School	Opening and murraming	COG/GOK/Development partners	2018-2022		
Mariba – Onger-Nyandema- Wathonger-Nyakboko School	Opening and murraming	COG/GOK/Development partners	2018-2022		
Seme – Magawa – Kuja Road	Opening, murraming and culverts	COG/GOK/Development partners	2018-2022		
Got Kowuor- Got Orango	Opening, murraming and installation of culverts	COG/GOK/Development partners	2018-2022		
Kabobo – Ogongo Road	Opening and murraming	COG/GOK/Development partners	2018-2022		
Mikei – Sango- Ogongo	Installation of Culverts	COG/GOK/Development partners	2018-2022		

Project Name/Location	Description of Activities	Source of funding	Timeframe	Implementing Agency	Remarks
Namba-Koloo- Mikei-Ogongo Road	Opening and murraming	COG/GOK/Development partners	2018-2022		
Migori-Daraja- Ogongo Road	Opening and murraming	COG/GOK/Development partners	2018-2022		
Masanata – Kimai Secondary Road	Opening, Murraming and installation of culverts	COG/GOK/Development partners	2018-2022		
Masanata- Kimai Primary Road	Opening, Murraming and installation of culverts	COG/GOK/Development partners	2018-2022		
God kwach/Ogongo bridge	Construction of bridge	COG/GOK/Development partners	2018-2022		
Osiri/Nyandema foot bridge	Construction of Footbridge	COG/GOK/Development partners	2018-2022		
Got orango-kowuor road	Opening	COG/GOK/Development partners	2018-2022		
Mamba/Onger road	Opening	COG/GOK/Development partners	2018-2022		
Mikei/Nderma Road	Opening	COG/GOK/Development partners	2018-2022		
All roads done between 2013 and 2017	Maintenance	CG/GOK	2018-2022		
All roads devolved from KeRRA, KURA,CDF and Former local Authority	Maintenance	CG/GOK	2018-2022		

#### MUHURU BAY WARD

Project Name/Location	Description of Activities	Source of funding	Timeframe	Implementing Agency	Remarks
Corner Rateny- Winjo Road	Rehabilitation	COG/GOK/Development partners	2018-2022	County Government of Migori/Partners	Subject to availability of funds and conducive weather
Foot Bridge At Ratieny River	Construction	COG/GOK/Development partners	2018-2022		
Tagache-Gombania Road	Construction	COG/GOK/Development partners	2018-2022		
Akado-Bandsa Road	Murruming and culverting	COG/GOK/Development partners	2018-2022		
Muhuru DO'S OFFICE – Masaba Beach road	Opening	COG/GOK/Development partners	2018-2022		
Kobich-Odumba-Lwanda Academy – Banda	Opening	COG/GOK/Development partners	2018-2022		
Ratieny Bridge at Sokosije	Rehabilitation	COG/GOK/Development partners	2018-2022		
Tagache –Tagache Beach	Construction	COG/GOK/Development partners	2018-2022		
Kogigo-Makwach – Kona 7	Murruming and culverting	COG/GOK/Development partners	2018-2022		
Koyundi- Mwinam	Opening	COG/GOK/Development partners	2018-2022		
Tito- Tagache Road	Construction	COG/GOK/Development partners	2018-2022		
Lisori- Ratieny	Construction	COG/GOK/Development partners	2018-2022		
Bridges at Banda	Construction	COG/GOK/Development partners	2018-2022		



Project Name/Location	Description of Activities	Source of funding	Timeframe	Implementing Agency	Remarks
Anony bridge	construction	COG/GOK/Development partners	2018-2022		
Opening of Rural Access Roads	Opening	COG/GOK/Development partners	2018-2022		
Gemstone- Rabwao Primary road	Opening	COG/GOK/Development partners	2018-2022		
Barasa- Rabwao Secondary- Nyabomio Primary road	Opening	COG/GOK/Development partners	2018-2022		
Ngore- Sumba- Mwarache-Nyangwiria-Kikongo Road	Opening	COG/GOK/Development partners	2018-2022		
Kikongo-Bam Got Beach	Opening	COG/GOK/Development partners	2018-2022		
Barasa- Guba Shopping Centre	Opening	COG/GOK/Development partners	2018-2022		
Beach Roads Kibro Sumba, Bam Got, Ngore, Nyangwina	Grading	COG/GOK/Development partners	2018-2022		
All roads done between 2013 and 2017	Maintenance	COG/GOK/Development partners	2018-2022		
All roads devolved from KeRRA, KURA,CDF and Former local Authority	Maintenance	COG/GOK/Development partners	2018-2022		

#### KANYASA WARD

Project Name/Location	Description of Activities	Source of funding	Timeframe	Implementing Agency	Remarks
Omolo Otom-Ungoe Road	opening	COG/GOK/Development partners	2018-2022	County Government of Migori/Partners	Subject to availability of funds and conducive weather
Riat – Sito – Opija Road.	Opening	COG/GOK/Development partners	2018-2022		
Nyagodjope – Misiwi – Depe Road.	Opening	COG/GOK/Development partners	2018-2022		
Adugo – Kayara – Kipingi Road.	Opening	COG/GOK/Development partners	2018-2022		
Alendo – Rabare – Godkeyo Road.	Opening	COG/GOK/Development partners	2018-2022		
Okero – Alendo – Opoya Road.	Opening	COG/GOK/Development partners	2018-2022		
Riat Kong'ou – Apanowang'i Road.	Opening	COG/GOK/Development partners	2018-2022		
Kosiemo – Ongenya – Magungu Road.	Opening	COG/GOK/Development partners	2018-2022		
Obware – Riat – Alendo – Rabare – Otati – Not road.	Tarmacking	COG/GOK/Development partners	2018-2022		
Kogore – Depe – Otati – Wang'aya road	Tarmacking	COG/GOK/Development partners	2018-2022		
All roads done between 2013 and 2017	Maintenance	COG/GOK/Development partners	2018-2022		
All roads devolved from KeRRA, KURA,CDF and Former local Authority	Maintenance	COG/GOK/Development partners	2018-2022		

#### KACHIENG WARD

Project Name/Location	Description of Activities	Source of funding	Timeframe	Implementing Agency	Remarks
Wadhremo – Bongu – Sori	Opening	COG/GOK/Development partners	2018-2022	County Government of Migori/Partners	Subject to availability of funds and conducive weather
Nyamanga – Otati – Kaduro Access Road	Opening	COG/GOK/Development partners	2018-2022		
Agolomuok-Kitanda-Kaduro Road	Opening	COG/GOK/Development partners	2018-2022		
St. Camilas – Otati Road	Murruming and culverting	COG/GOK/Development partners	2018-2022		
Obondi Primary – Okundo Road	Opening	COG/GOK/Development partners	2018-2022		
Corner Legio-Sigina Roads	Opening	COG/GOK/Development partners	2018-2022		
Oodi – Kadero – Agolo Muok-gunga Road	Murruming and culverting	COG/GOK/Development partners	2018-2022		
Sori Town	Opening and fixing of culverts and distilling of trenches	COG/GOK/Development partners	2018-2022		
Gunga Junction – Corner C	Fixing of box culverts	COG/GOK/Development partners	2018-2022		
Raga –Otati Road	Opening	COG/GOK/Development partners	2018-2022		
Okiro –Gunga Road	Opening	COG/GOK/Development partners			
Bongu – Raga Road	Murruming and culverts	COG/GOK/Development partners	2018-2022		
Wadhremo – Rota – Poya (B) – Wang’nenno Pefa Church – Poya (A) Road	Opening	COG/GOK/Development partners	2018-2022		
Orore Junction –Orore Sda	Opening	COG/GOK/Development partners	2018-2022		
St. Camillus –Corner C	Grading and murraming	COG/GOK/Development partners	2018-2022		
Sori- Mashpark-Odedo Road	Grading and murraming	COG/GOK/Development partners	2018-2022		
Sori –Bongu Road	Grading and murraming	COG/GOK/Development partners	2018-2022		
Kopala Junction – Kanjuma Beach	Grading and fixing of box culverts	COG/GOK/Development partners	2018-2022		
Kopala – Otati Road	Opening	COG/GOK/Development partners	2018-2022		
Arigo Stage – Lwanda Raga – Riatkang’ou Road	Opening	COG/GOK/Development partners	2018-2022		
Kodero-Agolomuok-Gunga	Opening and maintance	COG/GOK/Development partners	2018-2022		
St. Camilus-Kopala-Oloya	Openning and murraming	COG/GOK/Development partners	2018-2022		
Gomer-Corner c-Orore	Murraming and box culvert	COG/GOK/Development partners	2018-2022		
All roads done between 2013 and 2017	Maintenance	COG/GOK/Development partners	2018-2022		
All roads devolved from KeRRA, KURA,CDF and Former local Authority	Maintenance	COG/GOK/Development partners	2018-2022		

**GOT KACHOLA WARD**

Project Name/Location	Description of Activities	Source of funding	Timeframe	Implementing Agency	Remarks
Got Kachola-Aneko Nyangere-Lidha-Ratieny-Bala-Ongoro Beach Road	Opening	COG/GOK/Development partners	2018-2022	County Government of Migori/Partners	Subject to availability of funds and conducive weather
Otho-Nyambwa-Kanyandere Road	Opening	COG/GOK/Development partners	2018-2022		
Tulu-Nyambwa Road	Opening	COG/GOK/Development partners	2018-2022		
Yago-Wadhlandwa-Nyakiringoto-Ratieny Road	Opening	COG/GOK/Development partners	2018-2022		
Bande-Mangu-Sokosije Road	Opening	COG/GOK/Development partners	2018-2022		
Dak magwar-Nyalolwe Road	Opening	COG/GOK/Development partners	2018-2022		
Bande-Kobinju-Aonge dhiang Road	Opening	COG/GOK/Development partners	2018-2022		
Bande-Rayudhi-Kakeloongati Road	Opening	COG/GOK/Development partners	2018-2022		
Olando-Koweru Road	Construction of bridge	COG/GOK/Development partners	2018-2022		
Otho-Kogoru-Nyakiringoto Road	Opening	COG/GOK/Development partners	2018-2022		
Otho-Nyakona-Mangu Road	Construction of bridge	COG/GOK/Development partners	2018-2022		
Koweru-Minoko-Nyandago Road	Murruming and culverting	COG/GOK/Development partners	2018-2022		
Tulu-Aneko Road	Murruming	COG/GOK/Development partners	2018-2022		
Aneko –Miriwi Road	Opening	COG/GOK/Development partners	2018-2022		
Nderura-Koweru Road	Opening	COG/GOK/Development partners	2018-2022		
Apilo-Kanyandiko Road	Opening	COG/GOK/Development partners	2018-2022		
Koweru-Abwao Road	Opening	COG/GOK/Development partners	2018-2022		
Koweru-Wiyao Road	Opening	COG/GOK/Development partners	2018-2022		
Bala-Ongoro Beach-Got Kachola Road	Opening	COG/GOK/Development partners	2018-2022		
Sota-Aango Road	Opening	COG/GOK/Development partners	2018-2022		
Kobado Road-Tito Road	Opening	COG/GOK/Development partners	2018-2022		
Otho – Winam Road	Opening	COG/GOK/Development partners	2018-2022		
Tulu-Othora-Bala Road	Routine maintenance	COG/GOK/Development partners	2018-2022		
Aonge Dhiang-Tito Road	Routine maintenance	COG/GOK/Development partners	2018-2022		
Otho – Nyambwa-Bala Road	Routine maintenance	COG/GOK/Development partners	2018-2022		
Olando-Koweru-Namba kodero Road	Routine maintenance	COG/GOK/Development partners	2018-2022		
Box Culverts at: Ongoche, Miroche, Majengo, Nyambwa and Kobute	Installation	COG/GOK/Development partners	2018-2022		

Project Name/Location	Description of Activities	Source of funding	Timeframe	Implementing Agency	Remarks
All roads done between 2013 and 2017	Maintenance	COG/GOK/Development partners	2018-2022		
All roads devolved from KeRRA, KURA,CDF and Former local Authority	Maintenance	COG/GOK/Development partners	2018-2022		

## 6.2 RONGO SUBCOUNTY

### NORTH KAMAGAMBO WARD

Project Name/Location	Description of Activities	Source of funding	Timeframe	Implementing Agency	Remarks
Kuna-Kanyadagiro Road	Opening murraming/box culverts	COG/GOK/Development partners	2018-2022	County Government of Migori/Partners	Subject to availability of funds and conducive weather
Riana-Uriri-Kichuri-Minyenya Road	Opening/ box culverting	COG/GOK/Development partners	2018-2022		
Kuna-Riana-Sumba-Kichuri Kademba Road	Opening	COG/GOK/Development partners	2018-2022		
Godnyinyo-Ndege-Oriedo-Tuk Jowi-Oling Kombe Road	Opening	COG/GOK/Development partners	2018-2022		
Lwala-Kadianga Road	Opening	COG/GOK/Development partners	2018-2022		
Lwala-Kameji Secondary Road	Opening	COG/GOK/Development partners	2018-2022		
Sare-Ochol, Road, Kameji-Asumbi	Opening	COG/GOK/Development partners	2018-2022		
Kadianga-Oboch Road	Opening	COG/GOK/Development partners	2018-2022		
Rina and Kira culverts	Construction	COG/GOK/Development partners	2018-2022		
Lwala-Ochol Road	Opening	COG/GOK/Development partners	2018-2022		
Minyenya junction-anding primary Road	Opening	COG/GOK/Development partners	2018-2022		
All roads done between 2013 and 2017	Maintenance	COG/GOK/Development partners	2018-2022		
All roads devolved from KeRRA, KURA,CDF and Former local Authority	Maintenance	COG/GOK/Development partners	2018-2022		

### CENTRAL KAMAGAMBO

Project Name/Location	Description of Activities	Source of funding	Timeframe	Implementing Agency	Remarks
Bistoro-Bethel - Kanyikela Road	Opening	COG/GOK/Development partners	2018-2022	County Government of Migori/Partners	Subject to availability of funds and conducive weather
Winter- Carwash- Police Line	Tarmacking	COG/GOK/Development partners	2018-2022		
Juakali Ring Road	Tarmacking	COG/GOK/Development partners	2018-2022		
Catholic Road	Tarmacking	COG/GOK/Development partners	2018-2022		

Project Name/Location	Description of Activities	Source of funding	Timeframe	Implementing Agency	Remarks
Royal-Roris-Kojwando Road	Tarmacking	COG/GOK/Development partners	2018-2022		
Posta- Misadhe Road	Tarmacking	COG/GOK/Development partners	2018-2022		
Showground Wing Road	Tarmacking	COG/GOK/Development partners	2018-2022		
Beer Belt- Slaughter Road	Tarmacking	COG/GOK/Development partners	2018/2022		
CCF Showground Road	Tarmacking	COG/GOK/Development partners	2018-2022		
Upgrading of Bistro-Kibo- Misadhe Road	Tarmacking	COG/GOK/Development partners	2018-2022		
Royal-Roris-Kojwanda	Opening, culverting and full murraming	COG/GOK/Development partners	2018-2022		
Matagaro primary to boarder	Grading,full murraming and culvrting	COG/GOK/Development partners	2018-2022		
Kondeyo to siala road	Opening, box culvert and full murraming	COG/GOK/Development partners	2018-2022		
All access roads within town	Full murraming and maintainance	COG/GOK/Development partners	2018-2022		
Kanyagowa bethel sda-riosil	Opening and full murraming	COG/GOK/Development partners	2018-2022		
Nyadhiwa-Njiri	Opening, culverting and full murraming	COG/GOK/Development partners	2018-2022		
Obondo academy-Nyakwere road	Opening,box culvert and full murraming	COG/GOK/Development partners	2018-2022		
Beer belt-Nyakwere-slaughter road	Full murraming, culverting and maintainace	COG/GOK/Development partners	2018-2022		
Konguka okatch-asara road	Opening and culvert	COG/GOK/Development partners	2018-2022		
Bung SDA-riteke from A1	Opening and full murraming	COG/GOK/Development partners	2018-2022		
Kamondi primary road-Aila road	Full murraming, opening and box culvert	COG/GOK/Development partners	2018-2022		
Nyamatomo-kakawuondi road	Opening,box culvert and full murraming	COG/GOK/Development partners	2018-2022		
Nyamatomo-kakawuondi road	Opening,box culvert and full murraming	COG/GOK/Development partners	2018-2022		
Nyaruch SDA to LOO-Rateng SDA	Opening,box culvert and full murraming	COG/GOK/Development partners	2018-2022		
All roads done between 2013 and 2017	Maintenance	COG/GOK/Development partners	2018-2022		
All roads devolved from KeRRA, KURA,CDF and Former local Authority	Maintenance	COG/GOK/Development partners	2018-2022		

**SOUTH KAMAGAMBO**

Project Name/Location	Description of Activities	Source of funding	Timeframe	Implementing Agency	Remarks
Omware Kitere	Grading	COG/GOK/Development partners	2018-2022	County Government of Migori/Partners	Subject to availability of funds and conducive weather
Ondhong-Nyabera	Grading	COG/GOK/Development partners	2018-2022		
Nyumba - Kakwara Foot Bridge	Construction	COG/GOK/Development partners	2018-2022		
Ne Gi Wangi -Kitembe Primary School Bridge	Construction	COG/GOK/Development partners	2018-2022		
Milonde- Kanyabasi Footbridge	Construction	COG/GOK/Development partners	2018-2022		
Mbita- Kitembe- Banda Bridge	Construction	COG/GOK/Development partners	2018-2022		
Grading of Ondhong-Nyabera Foot Bridge	Grading	COG/GOK/Development partners	2018-2022		
Kamguna - Nyamaroka Primary School Bridge	Construction	COG/GOK/Development partners	2018-2022		
Orundo – Nyongok-Kanga Road	Opening	COG/GOK/Development partners	2018-2022		
Nyalgodha Bridge	Construction	COG/GOK/Development partners	2018-2022		
Chula-Mbita Road	Opening	COG/GOK/Development partners	2018-2022		
Foot Bridge at Nyongok Kanga Bridge	Construction	COG/GOK/Development partners	2018-2022		
Kanyimach – Koyar-Kitunja Road	Murraming	COG/GOK/Development partners	2018-2022		
Nyaondo-Kanyumba-Kakiru- Nelsamy Road	Murraming and grading	COG/GOK/Development partners	2018-2022		
Ndonyo – Kanyach – Ochodororo Road	Grading and murraming	COG/GOK/Development partners	2018-2022		
Maroo- Okumba Catholic Church – Lango Arek Mixed Secondary School Road	Grading and murraming	COG/GOK/Development partners	2018-2022		
Kakiru And Kanyumba	Culverts	COG/GOK/Development partners	2018-2022		
All roads done between 2013 and 2017	Maintenance	COG/GOK/Development partners	2018-2022		
All roads devolved from KeRRA, KURA,CDF and Former local Authority	Maintenance	COG/GOK/Development partners	2018-2022		

#### EAST KAMAGAMBO

Project Name/Location	Description of Activities	Source of funding	Timeframe	Implementing Agency	Remarks
Odienea – Oyombe – Royana –Kudho Road	Opening	COG/GOK/Development partners	2018-2022	County Government of Migori/Partners	Subject to availability of funds and conducive weather
Winyo – Kimamra – Nyang’ao Road	Opening	COG/GOK/Development partners	2018-2022		
Odienea – Oyomba – Miyare ATC, Onaye – Kamin Ambungu Road	Opening	COG/GOK/Development partners	2018-2022		
Sango – Okudho – Opapo Road	Opening	COG/GOK/Development partners	2018-2022		
Nyamuga – Odienea Market Road	Opening	COG/GOK/Development partners	2018-2022		

Project Name/Location	Description of Activities	Source of funding	Timeframe	Implementing Agency	Remarks
Nyamuga – Nyamador Road	Opening	COG/GOK/Development partners	2018-2022		
Rare – Kuja – Kanga Machine Road	Opening and Culverts	COG/GOK/Development partners	2018-2022		
Rakwaro – Rare – Ramba Road	Opening and Culverts	COG/GOK/Development partners	2018-2022		
Sare – Kanyadigro – Nyaburu Road	Opening	COG/GOK/Development partners	2018-2022		
Marera – Pundo Kamiti Road	Opening	COG/GOK/Development partners	2018-2022		
Nyadundo – Rare Road	Opening	COG/GOK/Development partners	2018-2022		
Wachara SDA – Benson – Rakwaro Mission Road	Opening	COG/GOK/Development partners	2018-2022		
Ngoothe -Misadhi-Opapo	Opening	COG/GOK/Development partners	2018-2022		
Foot bridges: Ngoothe-Misadhi, Kanyashon-Rogo,Oyombe-Misadhi,winyo-Misadhi	Construction	COG/GOK/Development partners	2018-2022		
All roads done between 2013 and 2017	Maintenance	COG/GOK/Development partners	2018-2022		
All roads devolved from KeRRA, KURA,CDF and Former local Authority	Maintenance	COG/GOK/Development partners	2018-2022		

### 6.3 KURIA EAST SUB COUNTY

#### NTIMARU WEST WARD

Project Name/Location	Description of Activities	Source of funding	Timeframe	Implementing Agency	Remarks
Kemuniko bridge	Construction of Bridges	COG/GOK/Development partners	2018-2022	County Government of Migori/Partners	Subject to availability of funds and conducive weather
Kuibancha – Igenaltambe Road	Construction of Bridges	COG/GOK/Development partners	2018-2022		
Gibomwe – Matare Road	Construction of Bridges	COG/GOK/Development partners	2018-2022		
Remimusi – Nyarusiaga Road	Construction of Bridges	COG/GOK/Development partners	2018-2022		
Mutiniti-MakarangweRoad	Construction of Bridges	COG/GOK/Development partners	2018-2022		
Nyamesongo – Seronga Road	Construction of Bridges	COG/GOK/Development partners	2018-2022		
Nyabiora – Gwitembe Road	Construction of Bridges	COG/GOK/Development partners	2018-2022		
Guitembe – Customer Road	Construction of Bridges	COG/GOK/Development partners	2018-2022		
Daraja Mbili – Gurani Bridge	Construction of Bridge	COG/GOK/Development partners	2018-2022		
Bongeboseronga-Guitembe Road	Construction	COG/GOK/Development partners	2018-2022		
Gibomwema-Karangwe-Kwihogwisense-Gairoro Road	Construction	COG/GOK/Development partners	2018-2022		
Kohero, Nyabiri Road	Construction	COG/GOK/Development partners	2018-2022		
Mogaimuya-Kwarobara Road	Construction	COG/GOK/Development partners	2018-2022		



Project Name/Location	Description of Activities	Source of funding	Timeframe	Implementing Agency	Remarks
Gwitembe-Jerusalem Road	Construction	COG/GOK/Development partners	2018-2022		
Seronga-Nyamesongo-Canaan Road	Construction	COG/GOK/Development partners	2018-2022		
Gebomwere-mimusi Road	Construction	COG/GOK/Development partners	2018-2022		
Marigangaige-Naitambe Road	Construction	COG/GOK/Development partners	2018-2022		
Gwitembe-Nyanderema Road	Construction	COG/GOK/Development partners	2018-2022		
Bongebonya-Bosongo Road	Construction	COG/GOK/Development partners	2018-2022		
Motarakwake-Ndarekuibancha Road	Construction	COG/GOK/Development partners	2018-2022		
Gibomwe-gitungi Road	Construction	COG/GOK/Development partners	2018-2022		
Ntimaru – Cannan Road	Murraming	COG/GOK/Development partners	2018-2022		
Nyamangondi – nyanderema road	Murraming	COG/GOK/Development partners	2018-2022		
Nyametembe – Canaan – Rewankwe	Murraming	COG/GOK/Development partners	2018-2022		
Nyabikondo-nyametembe	Murraming	COG/GOK/Development partners	2018-2022		
Igena Itambe – Mutiniti – Gitungi	Maintenance	COG/GOK/Development partners	2018-2022		
Jerusalem-Seronga-Bongebo Road	Maintenance	COG/GOK/Development partners	2018-2022		
Kwibancha-Matare Road	Maintenance	COG/GOK/Development partners	2018-2022		
Kohero-Magamaga Road	Maintenance	COG/GOK/Development partners	2018-2022		
Gwitembe-Senkenya-Nyabiora Road	Maintenance	COG/GOK/Development partners	2018-2022		
Kwiho-Gurani-Daraja Mbili Road	Maintenance	COG/GOK/Development partners	2018-2022		
Ntimaru – Kogetare-Igena Road	Maintenance	COG/GOK/Development partners	2018-2022		
Seronga-Renyamachagara Road	Maintenance	COG/GOK/Development partners	2018-2022		
Matare-Sagati Road	Maintenance	COG/GOK/Development partners	2018-2022		
Gwitembe-Senkenya (Kwa Chacha Weituguru)	Construction of culverts	COG/GOK/Development partners	2018-2022		
Kohero-Magamaga (kwa chacha Kerato) Road	Construction of culverts	COG/GOK/Development partners	2018-2022		
Nyamesongo-Bongebo Road	Construction of culverts	COG/GOK/Development partners	2018-2022		
Kenyamachagara (Gwitembe-Canaan) Road	Construction of culverts	COG/GOK/Development partners	2018-2022		
Alliance One – Kendare Road	Construction of culverts	COG/GOK/Development partners	2018-2022		
Kogetare-Motarawa road	Construction of culverts	COG/GOK/Development partners	2018-2022		
Kwibancha-Matare Road	Construction of culverts	COG/GOK/Development partners	2018-2022		
Nyabikondo-Nyametembe Road	Construction of culverts	COG/GOK/Development partners	2018-2022		

Project Name/Location	Description of Activities	Source of funding	Timeframe	Implementing Agency	Remarks
Nyametembe – Gwitembe Road	Construction of culverts	COG/GOK/Development partners	2018-2022		
Itibongo - Nyabikondo	Construction of culverts	COG/GOK/Development partners	2018-2022		
Junction Kwiho – Siabai Road	Construction of culverts	COG/GOK/Development partners	2018-2022		
Nyamang’ondi-Jerusalem Road	Construction of culverts	COG/GOK/Development partners	2018-2022		
Gwitembe – Nyanderema Road	Construction of culverts	COG/GOK/Development partners	2018-2022		
Gitungi – Mutiniti Road	Construction of culverts	COG/GOK/Development partners	2018-2022		
Motarakwa-Kwibancha Road	Opening	COG/GOK/Development partners	2018-2022		
Nyaikunuri-Mtiniti Road	Opening	COG/GOK/Development partners	2018-2022		
Igena Itambe – Rewankwe – Itongo Road	Opening	COG/GOK/Development partners	2018-2022		
Nyabikondo-ihure-kutibu	Opening	COG/GOK/Development partners	2018-2022		
Nguku-gukituru-tugami	Opening	COG/GOK/Development partners	2018-2022		
Mogoyega-chache suguta	Opening	COG/GOK/Development partners	2018-2022		
All roads done between 2013 and 2017	Maintenance	COG/GOK/Development partners	2018-2022		
All roads devolved from KeRRA, KURA,CDF and Former local Authority	Maintenance	COG/GOK/Development partners	2018-2022		

#### NTIMARU EAST WARD

Project Name/Location	Description of Activities	Source of funding	Timeframe	Implementing Agency	Remarks
Nyamotambe- Taragai, Nyankongo-Otonya Road	opening	COG/GOK/Development partners	2018-2022	County Government of Migori	Subject to availability of funds and conducive weather
Giririan- Matara Road	opening	COG/GOK/Development partners	2018-2022		
Nyankongo- Bobwe Road	opening	COG/GOK/Development partners	2018-2022		
Isarara-Makonge- Road	opening	COG/GOK/Development partners	2018-2022		
Remumusi- Nyamotambe Road	opening	COG/GOK/Development partners	2018-2022		
Wambunge- Magige Road at Itongo	opening	COG/GOK/Development partners	2018-2022		
Otonya-Renchage-Gokoona road	opening	COG/GOK/Development partners	2018-2022		
Okiriri-Keboro-Gosebe road	opening	COG/GOK/Development partners	2018-2022		
Wangira-Sumwa Road	opening	COG/GOK/Development partners	2018-2022		
Nyankongo – Nyamwiharuria	opening	COG/GOK/Development partners	2018-2022		
Wangirabose- Nyankongo-Magamaga-Senior chief-Gokoona road	Murruming	COG/GOK/Development partners	2018-2022		

Project Name/Location	Description of Activities	Source of funding	Timeframe	Implementing Agency	Remarks
Wangirabose-Makonge-Siabai road, Otoonya-Senior chief-Siabai road, DC Junction-Minyere-Okiora road, Matare-Itongo road, Taragai-Wangirabose road, Itongo-Wangirabose roads, Gutibu-Renchage-Okemore-Nyamwiharu road, Musikiti-Kunguku road, Wangira-Sumwa road-Nyamotambe road. Magamaga-Nyarusiaga-Nyankongo road	Rehabilitation and maintainance	COG/GOK/Development partners	2018-2022		
Box culverts: Minyere-Kemuniko, Wangirabose-Nyankongo, Nyamwihauria-Makonge stream	Opening	COG/GOK/Development partners	2018-2022		
Taragai-Itongo, Itongo-Wangirabose, Bobwe-Minyere, Nyamotambe-Nyankongo	Construction of bridges	COG/GOK/Development partners	2018-2022		
Nyankongo-Makonge road, Runyerre-Itongo road, Kenyobogo-Makonge, Isara-Nyamwiharu, Siabai-Kunguku and Otoonya Junction	Installation of culverts	COG/GOK/Development partners	2018-2022		
All roads done between 2013 and 2017	Maintenance	COG/GOK/Development partners	2018-2022		
All roads devolved from KeRRA, KURA,CDF and Former local Authority	Maintenance	COG/GOK/Development partners	2018-2022		

#### NYABASI WEST WARD

Project Name/Location	Description of Activities	Source of funding	Timeframe	Implementing Agency	Remarks
Nyamanche-Nyabatika-Nyamagenga Road	Construction	COG/GOK/Development partners	2018-2022	County Government of Migori/Partners	Subject to availability of funds and conducive weather
Kegonga-Polytechnic Town	Construction	COG/GOK/Development partners	2018-2022		
Kegonga-Kebanke Road	Construction	COG/GOK/Development partners	2018-2022		
Kumuriba-Nyakechoro road	Construction	COG/GOK/Development partners	2018-2022		
Nyambecho-Storo road	Construction	COG/GOK/Development partners	2018-2022		
Storo-Nyakechoro road	Construction	COG/GOK/Development partners	2018-2022		
Gokona-Sumbugo road	Installation of Culverts, murruming and maintenance	COG/GOK/Development partners	2018-2022		

Project Name/Location	Description of Activities	Source of funding	Timeframe	Implementing Agency	Remarks
Sumbugo- Kirichwa road	Opening	COG/GOK/Development partners	2018-2022		
Remanyaki-Kunguku-Kumbegete-Remahando-Kionyo-Nyabikongori	Opening	COG/GOK/Development partners	2018-2022		
Musweto-Mariko-Senta road	Installation of culverts	COG/GOK/Development partners	2018-2022		
Sambacho- Biasore Road	Opening	COG/GOK/Development partners	2018-2022		
Muhiri- Roteru road	Installation Culvert	COG/GOK/Development partners	2018-2022		
Nyamambara-Sakuri junction-Gokengengi)	Maintenance	COG/GOK/Development partners	2018-2022		
Sakuri Primary-Kopitare – Remetooke	Maintenance	COG/GOK/Development partners	2018-2022		
Remwita- Muchuni bridge	Construction	COG/GOK/Development partners	2018-2022		
Gwitonyi junction, Rekemori, Kibiriti Muruka main road	Opening	COG/GOK/Development partners	2018-2022		
Kogitimo- Nyaite-Seline –John Bosunkori road	Opening	COG/GOK/Development partners	2018-2022		
Kwihemba-Getongoroma	Opening	COG/GOK/Development partners	2018-2022		
Kegonga-Sakuri-Kwigena-Regariga	Opening	COG/GOK/Development partners	2018-2022		
Sensera-Ronyasero	Opening	COG/GOK/Development partners	2018-2022		
Ronyasero-Cheroro-Kwihemba roads	Opening	COG/GOK/Development partners	2018-2022		
Kwihemba-Nyabuiburuko	Opening	COG/GOK/Development partners	2018-2022		
Remuncheri bridge	Opening	COG/GOK/Development partners	2018-2022		
Kwigena-Sakuri bridge	Opening	COG/GOK/Development partners	2018-2022		
Remesasa bridge	Opening	COG/GOK/Development partners	2018-2022		
Nyamesanga bridge	Opening	COG/GOK/Development partners	2018-2022		
Getongoroma bridge	Construction	COG/GOK/Development partners	2018-2022		
Nyabuiburuko bridge	Construction	COG/GOK/Development partners	2018-2022		
Kwiriba-Nyamatombe-Girigiri	Maintenance and construction of bridge	COG/GOK/Development partners	2018-2022		
Kwiriba-Kwahu	Construction and maintenance	COG/GOK/Development partners	2018-2022		
Nguruna-Kwigena	Construction and maintenance	COG/GOK/Development partners	2018-2022		
Nyamagenga-Maeta road	Opening	COG/GOK/Development partners	2018-2022		

Project Name/Location	Description of Activities	Source of funding	Timeframe	Implementing Agency	Remarks
Koromangucha (Sembegeti/ Maeta road)	Opening	COG/GOK/Development partners	2018-2022		
Nyamagenga-Tehova Road	Construction of bridge	COG/GOK/Development partners	2018-2022		
Mwita Muchuni Road	Construction of bridge	COG/GOK/Development partners	2018-2022		
All roads done between 2013 and 2017	Maintenance	COG/GOK/Development partners	2018-2022		
All roads devolved from KeRRA, KURA,CDF and Former local Authority	Maintenance	COG/GOK/Development partners	2018-2022		

#### NYABASI EAST WARD

Project Name/Location	Description of Activities	Source of funding	Timeframe	Implementing Agency	Remarks
Nyabikongoro-Mosweta-Senter Road	Culverts and maintenance	COG/GOK/Development partners	2018-2022	County Government of Migori/Partners	Subject to availability of funds and conducive weather
Mosaro- Ngibunyi-Mosweta Road	Opening	COG/GOK/Development partners	2018-2022		
Gibarori-Nyamesonga Maeta road (Maeta location)	Opening	COG/GOK/Development partners	2018-2022		
Kemangera – Kionyo-Remanchari Road	Culvert and murruming	COG/GOK/Development partners	2018-2022		
Kebarisia – Getangita-Obare Road	Grading	COG/GOK/Development partners	2018-2022		
Kwiogoro-Kegonche – Nyairema – Rosana – Nyametembe-Kemasati	Opening	COG/GOK/Development partners	2018-2022		
Nyabikongori-Nyaitara Road	Rehabilitation	COG/GOK/Development partners	2018-2022		
All roads done between 2013 and 2017	Maintenance	COG/GOK/Development partners	2018-2022		
All roads devolved from KeRRA, KURA,CDF and Former local Authority	Maintenance	COG/GOK/Development partners	2018-2022		

#### GOKEHARAKA WARD

Project Name/Location	Description of Activities	Source of funding	Timeframe	Implementing Agency	Remarks
Nyabikondo-gutibu Road	Opening	COG/GOK/Development partners	2018-2022	County Government of Migori/Partners	Subject to availability of funds and conducive weather
Nguku- tugaine/mogoyega-kewandi/ chacha – sigut serem road	Opening	COG/GOK/Development partners	2018-2022		
Retit, Kewandwi, Kenokwi, gwesangwe ,Masonga, Rebumera, Mwingira,Nyamariku	Installation of box culverts	COG/GOK/Development partners	2018-2022		
Kibimo-Kewanda-Mesam-Tuigame road	Opening	COG/GOK/Development partners	2018-2022		
All roads done between 2013 and 2017	Maintenance	COG/GOK/Development partners	2018-2022		
All roads devolved from KeRRA, KURA,CDF and Former local Authority	Maintenance	COG/GOK/Development partners	2018-2022		

#### 6.4 AWENDO SUB COUNTY WEST SAKWA

Project Name/Location	Description of Activities	Source of funding	Timeframe	Implementing Agency	Remarks
Ombasa- Otochogo-Kodeny Road	Opening	COG/GOK/Development partners	2018-2022	County Government of Migori/Partners	Subject to availability of funds and conducive weather
Kamba- Kamech Road	Construction	COG/GOK/Development partners	2018-2022		
Kogoro- Konywera Road	Construction	COG/GOK/Development partners	2018-2022		
Ogada-Kasigema-Nyasaoro Road	Construction	COG/GOK/Development partners	2018-2022		
Saria-Kodhia Road	Construction	COG/GOK/Development partners	2018-2022		
Nyabwanga Road	Construction	COG/GOK/Development partners	2018-2022		
Minema- Otongo-Ohere Road	Opening	COG/GOK/Development partners	2018-2022		
Aroya-Kanyawada Road	Opening	COG/GOK/Development partners	2018-2022		
Otuchi –Siruti Road	Opening	COG/GOK/Development partners	2018-2022		
Lwanda–Papkamela Road	Opening	COG/GOK/Development partners	2018-2022		
Kabaja-Odongo-Ohera Road	Opening	COG/GOK/Development partners	2018-2022		
Kuoyo-Nyagilo-Cholka-Misenda Road	Construction	COG/GOK/Development partners	2018-2022		
Rabuondo School-Opoya-Karongo	Construction	COG/GOK/Development partners	2018-2022		
Kachangwa-Odoyo Road	Construction	COG/GOK/Development partners	2018-2022		
Kanyabuoro-Kwe-Kwoyo Nyatamba	Construction	COG/GOK/Development partners	2018-2022		

Project Name/Location	Description of Activities	Source of funding	Timeframe	Implementing Agency	Remarks
Kwoyo Bridge	Construction	COG/GOK/Development partners	2018-2022		
All roads done between 2013 and 2017	Maintenance	COG/GOK/Development partners	2018-2022		
All roads devolved from KeRRA, KURA, CDF and Former local Authority	Maintenance	COG/GOK/Development partners	2018-2022		

#### NORTH SAKWA WARD

Project Name/Location	Description of Activities	Source of funding	Timeframe	Implementing Agency	Remarks
Ngware-Corner (Bridge)	Opening and culverts	COG/GOK/Development partners	2018-2022	County Government of Migori/Partners	Subject to availability of funds and conducive weather
Ondiegi- Nyagando Road	Opening and culverts	COG/GOK/Development partners	2018-2022		
Oboke-Sare Road	Opening and culverts	COG/GOK/Development partners	2018-2022		
Koyayi-Kopiyo Roads	Opening and culverts	COG/GOK/Development partners	2018-2022		
Junction Nyakure – Kondiegi Roads	Opening and culverts	COG/GOK/Development partners	2018-2022		
Kabok- Chief Otengo-Kokunga Road/ koyier kwoyo road/ aburura box culvert	Opening and installation of culverts	COG/GOK/Development partners	2018-2022		
Med GiSuka –Sangla – Pap Kajwang –Angogo – Kwoyo Road	Opening and installation of culverts	COG/GOK/Development partners	2018-2022		
Mzee Ezron- Chief Mbogo –Kungus –Dr Tom –Kanyalena –Weku Road	Opening and installation of culverts	COG/GOK/Development partners	2018-2022		
Nyakuru- RambaKuja Bridge Road	Opening and installation of culverts	COG/GOK/Development partners	2018-2022		
Nyakuru-Nyamona Road	Opening and installation of culverts	COG/GOK/Development partners	2018-2022		
Nyamona Kobonyo	Opening and installation of culverts	COG/GOK/Development partners	2018-2022		
Kachumba –Kandege Road	Opening and installation of culverts	COG/GOK/Development partners	2018-2022		



Project Name/Location	Description of Activities	Source of funding	Timeframe	Implementing Agency	Remarks
Koyier-Kwoyo	Opening	COG/GOK/Development partners	2018-2022		
Abururu river	Construction of box culvert	COG/GOK/Development partners	2018-2022		
All roads done between 2013 and 2017	Maintenance	COG/GOK/Development partners	2018-2022		
All roads devolved from KeRRA, KURA,CDF and Former local Authority	Maintenance	COG/GOK/Development partners	2018-2022		

#### CENTRAL SAKWA WARD

Project Name/Location	Description of Activities	Source of funding	Timeframe	Implementing Agency	Remarks
Komolorume – Obama – Ombokware Road	Opening and murruming	COG/GOK/Development partners	2018-2022	County Government of Migori/Partners	Subject to availability of funds and conducive weather
Kotengo –Raywer Road	Opening and murruming	COG/GOK/Development partners	2018-2022		
Otacho-Kabaruk Road	Opening and murruming	COG/GOK/Development partners	2018-2022		
Kojuok –Ogongo – Kogola Road	Opening and murruming	COG/GOK/Development partners	2018-2022		
Awendo - Bondo - kokore road	Opening and murruming	COG/GOK/Development partners	2018-2022		
Kokuro –kobala road culvert	Opening and murruming	COG/GOK/Development partners	2018-2022		
Tarmacking of road in Awendo	Opening and murruming	COG/GOK/Development partners	2018-2022		
Awendo –Nyasaore road	Opening and murruming	COG/GOK/Development partners	2018-2022		
Obama-Awendo-Marindi	Grading and box culverts	Cog/Gok/Development Partners	2018-2022		
Kodondi-Kodimo-	Opening and murruming Box culvert at Gee River	Cog/Gok/Development Partners	2018-2022		
Adel-Obama road	Grading and Culverts	Cog/Gok/Development Partners	2018-2022		
Ranjira-Nyasaoro Road	Maintenamce	Cog/Gok/Development Partners	2018-2022		
Bondo Otuch Marindi Bridge	Opening and murraming	Cog/Gok/Development Partners	2018-2022		
All roads done between 2013 and 2017	Maintenance	COG/GOK/Development partners	2018-2022		
All roads devolved from KeRRA, KURA,CDF and Former local Authority	Maintenance	COG/GOK/Development partners	2018-2022		

#### SOUTH SAKWA WARD

Project Name/Location	Description Of Activities	Source Of Funding	Timeframe	Implementing Agency	Remarks
Myarongi - Lo Rateng Road	Opening	Cog/Gok/Development Partners	2018-2022		Subject to Availability Of

Project Name/Location	Description Of Activities	Source Of Funding	Timeframe	Implementing Agency	Remarks
Ring Road- Mariwa-Malunga- Uradi- Ulanda	Opening	Cog/Gok/Development Partners	2018-2022	County Government of Migori/Partner	Funds And Conducive Weather Subject to availability of funds and conducive weather
Saka - Ng'ong'a - Aora Jope- Road	Opening	Cog/Gok/Development Partners	2018-2022		
Aora Jope - Ng'ong'a Bridge	Construction	Cog/Gok/Development Partners	2018-2022		
Marienga - Kwa Bridge	Construction	Cog/Gok/Development Partners	2018-2022		
Sony- Manyatta Polytechnic Road	Opening	Cog/Gok/Development Partners	2018-2022		
Olare Bridge	Construction	Cog/Gok/Development Partners	2018-2022		
Sere-Kwar Bridge	Construction	Cog/Gok/Development Partners	2018-2022		
Aora Jope Bridge - Nyamria Bridge, Lwanda	Construction	Cog/Gok/Development Partners	2018-2022		
Aora - Jope-Kokiro River	Installation Of Culverts	Cog/Gok/Development Partners	2018-2022		
Saka - Korembo - Aorajope- Akoko - Ulanda Road	Opening	Cog/Gok/Development Partners	2018-2022		
Aorajope-Ng'onga Road	Culverting	Cog/Gok/Development Partners	2018-2022		
Kokeyo- Kaelly -Kothigo-Ulanda Road	Opening	Cog/Gok/Development Partners	2018-2022		
Ranen- Dago Road	Construction Of Bridge And Installation Of Culverts	Cog/Gok/Development Partners	2018-2022		
Rinya- Kwar- Bongu Road	Construction, Murraming And Installation Of Culverts	Cog/Gok/Development Partners	2018-2022		
Kakel- Othith Road	Opening	Cog/Gok/Development Partners	2018-2022		
Kowa-Kogola-Obel Road	Culverts	Cog/Gok/Development Partners	2018-2022		
Manya Wanda-Siany-Rinya- Mulo Road	Culverts	Cog/Gok/Development Partners	2018-2022		
Obel Road	Rehabilitation	Cog/Gok/Development Partners	2018-2022		
Kwar- Angaga Road	Bridges	Cog/Gok/Development Partners	2018-2022		
Kamdhome-Utoma-Ulanda Road,Kojoo-Mariwa School-Ulanda Primary-Ulanda Centre Road,Ongadre-Siala Road	Maintenance	Cog/Gok/Development Partners	2018-2022		
Radienya - Wanyama 2 Road	Maintenance	Cog/Gok/Development Partners	2018-2022		
Wayagi - Manyatta Primary	Opening	Cog/Gok/Development Partners	2018-2022		
Kwar Primary - Dudi - Sare Road	Opening	Cog/Gok/Development Partners	2018-2022		
Kochieng - Wasaria - Manyatta Road	Opening	Cog/Gok/Development Partners	2018-2022		
Ranen - Manyatta - Rinya - Kwar - Bongu	Maintenance	Cog/Gok/Development Partners	2018-2022		

Project Name/Location	Description Of Activities	Source Of Funding	Timeframe	Implementing Agency	Remarks
Awendo – Manyatta – Siany – Rabuor	Maintenance	Cog/Gok/Development Partners	2018-2022		
Kwar – Marienga	Opening	Cog/Gok/Development Partners	2018-2022		
Sare Primary – Cemetery	Opening	Cog/Gok/Development Partners	2018-2022		
Skyways – Awendo East Sda	Opening	Cog/Gok/Development Partners	2018-2022		
Sare Market – Sare Junction	Opening	Cog/Gok/Development Partners	2018-2022		
Awendo East Sda – Luong Mogik Church	Maintenance	Cog/Gok/Development Partners	2018-2022		
Mashella Junction – Cemetery	Maintenance	Cog/Gok/Development Partners	2018-2022		
Texas Junction – Cemetery – Culvert	Maintenance	Cog/Gok/Development Partners	2018-2022		
New Apostolic – Mashella Junction	Maintenance	Cog/Gok/Development Partners	2018-2022		
Old Cdf Office – Deliverance Church	Maintenance	Cog/Gok/Development Partners	2018-2022		
Nereah Hotel – Bus Park	Maintenance	Cog/Gok/Development Partners	2018-2022		
Benchmark – Pambo’s Home	Maintenance	Cog/Gok/Development Partners	2018-2022		
Keropoint Junction – Stadium	Maintenance	Cog/Gok/Development Partners	2018-2022		
Kobat – Sare School	Maintenance	Cog/Gok/Development Partners	2018-2022		
Susanna Plaza – Sare Junction	Maintenance	Cog/Gok/Development Partners	2018-2022		
Stage – Susanna Plaza	Opening	Cog/Gok/Development Partners	2018-2022		
Sugarland Junction – Old Bridge – Awendo Sub-County Hospital	Maintenance	Cog/Gok/Development Partners	2018-2022		
Rapcom Junction – Skyways	Opening	Cog/Gok/Development Partners	2018-2022		
Joab Oyugi Junction – Mugar – Filling Station	Maintenance	Cog/Gok/Development Partners	2018-2022		
Blue House – Arise And Shine Church	Maintenance	Cog/Gok/Development Partners	2018-2022		
Adega – Sare Junction	Maintenance	Cog/Gok/Development Partners	2018-2022		
Kaanan – Kabeti Junction	Opening	Cog/Gok/Development Partners	2018-2022		
Ranen – Manyatta – Rinya – Bongu	Maintenance	Cog/Gok/Development Partners	2018-2022		
Dago – Rabuor	Maintenance	Cog/Gok/Development Partners	2018-2022		
Kona – Kogola – Obel Road	Opening	Cog/Gok/Development Partners	2018-2022		
Raagur – Ongele – Angaga Road	Opening	Cog/Gok/Development Partners	2018-2022		
Rabuor – Bonde	Maintenance	Cog/Gok/Development Partners	2018-2022		
Bondo – Manywanda	Maintenance	Cog/Gok/Development Partners	2018-2022		
Dier Aora – Angaga	Opening	Cog/Gok/Development Partners	2018-2022		

Project Name/Location	Description Of Activities	Source Of Funding	Timeframe	Implementing Agency	Remarks
Angaga – Mulo Through Sare River Road	Opening	Cog/Gok/Development Partners	2018-2022		
Bongu – Gingo – Ong’ora Road	Opening	Cog/Gok/Development Partners	2018-2022		
Oswago – Obel Road	Opening	Cog/Gok/Development Partners	2018-2022		
South Sakwa Ward Office – Rinya Primary	Opening	Cog/Gok/Development Partners	2018-2022		
Dago Junction – Koyar – Kamwango – Kagutu – Dago Primary School	Opening	Cog/Gok/Development Partners	2018-2022		
Ulanda – Uradi	Opening	Cog/Gok/Development Partners	2018-2022		
Nyarago – Lo Rateng	Opening	Cog/Gok/Development Partners	2018-2022		
Mahena – Utoma – Akoko	Opening	Cog/Gok/Development Partners	2018-2022		
Uradi – Osandhi	Opening	Cog/Gok/Development Partners	2018-2022		
Mariwa – Sare – Ong’orakodhiang’ – Kodinga – Kawayoga	Opening	Cog/Gok/Development Partners	2018-2022		
Kamdhome – Utoma – Ulanda Road	Opening	Cog/Gok/Development Partners	2018-2022		
Mahena Primary School Road	Culverts	Cog/Gok/Development Partners	2018-2022		
Ulanda Primary School Road	Opening	Cog/Gok/Development Partners	2018-2022		
Kamreji – Makedi – Mahena Primary School Road	Opening	Cog/Gok/Development Partners	2018-2022		
Nyarago – Mahena Village	Opening	Cog/Gok/Development Partners	2018-2022		
Kamesi – Lo Rateng’	Opening	Cog/Gok/Development Partners	2018-2022		
Ng’onga – Kodhiang’ – Kabudho	Opening	Cog/Gok/Development Partners	2018-2022		
Nyabera – Ng’ong’a Road	Maintenance	Cog/Gok/Development Partners	2018-2022		
Kamyonga – Kamesi – Kadidacus	Opening	Cog/Gok/Development Partners	2018-2022		
Asembo – Rajula – Marienga Road	Opening	Cog/Gok/Development Partners	2018-2022		
Mariwa – Sare – Lo Rateng	Opening	Cog/Gok/Development Partners	2018-2022		
Kolali – Mariwa	Opening	Cog/Gok/Development Partners	2018-2022		
Kaloo Junction – Aora Jope	Opening	Cog/Gok/Development Partners	2018-2022		
Kong’ele Bridge	Construction	Cog/Gok/Development Partners	2018-2022		
Olare Bridge	Construction	Cog/Gok/Development Partners	2018-2022		
Sare Bridge	Construction	Cog/Gok/Development Partners	2018-2022		
Kwoyo Bridge (Kwoyo River)	Construction	Cog/Gok/Development Partners	2018-2022		
Dier Aora – Angaga Bridge	Construction	Cog/Gok/Development Partners	2018-2022		

Project Name/Location	Description Of Activities	Source Of Funding	Timeframe	Implementing Agency	Remarks
Kwa River – Rinya – Bongu Road	Construction	Cog/Gok/Development Partners	2018-2022		
Angaga – Mulo Bridge	Construction	Cog/Gok/Development Partners	2018-2022		
Nyamira Bridge	Construction	Cog/Gok/Development Partners	2018-2022		
Sare – Ong’ora Bridge	Construction	Cog/Gok/Development Partners	2018-2022		
Akoko Utoma Bridge And Culverts	Construction	Cog/Gok/Development Partners	2018-2022		
All roads done between 2013 and 2017	Maintenance	COG/GOK/Development partners	2018-2022		
All roads devolved from KeRRA, KURA,CDF and Former local Authority	Maintenance	COG/GOK/Development partners	2018-2022		

## 6.5 KURIA WEST SUB COUNTY

### TAGARE WARD

Project Name/Location	Description of Activities	Source of funding	Timeframe	Implementing Agency	Remarks
Nyangwe-Nyangarera-Masurura	Opening	COG/GOK/Development partners	2018-2022	County Government of Migori/Partners	Subject to availability of funds and conducive weather
Mabera-ChachaNyaikeba-Kurunyere-Nyangoye	Opening	COG/GOK/Development partners	2018-2022		
Joshua Menganyi-Ogoras-Nyangonge	Opening	COG/GOK/Development partners	2018-2022		
Siriaka-Masikia- Mabera road	Opening	COG/GOK/Development partners	2018-2022		
Nyambare-Kurimba-Getaisaria- Komakara road	Opening	COG/GOK/Development partners	2018-2022		
TongiraNyankore road	Opening	COG/GOK/Development partners	2018-2022		
Nyabirongo A-Nyabirongo B road	Opening	COG/GOK/Development partners	2018-2022		
Kumutuma-Muchebe-Mesere road	Opening	COG/GOK/Development partners	2018-2022		
Mutuma-Muchebe-Mesere road	Opening	COG/GOK/Development partners	2018-2022		
Mutuma-Nyabirongo Road	Construction of bridge	COG/GOK/Development partners	2018-2022		
Gukiguku-Tagare-Nyangoye Road	Opening	COG/GOK/Development partners	2018-2022		
Kugisingisi-Kwigoto-Bhirira Road	Opening	COG/GOK/Development partners	2018-2022		
Karamu-Ngisiru Road	Construction of culvert	COG/GOK/Development partners	2018-2022		
Bogituri-Nyamagongwe Road	Construction of culvert	COG/GOK/Development partners	2018-2022		
Nyamagongwe dispensary Road	Construction of culvert	COG/GOK/Development partners	2018-2022		
Masurura-Nyanganera Road	Construction of culvert	COG/GOK/Development partners	2018-2022		
Nyangonge-Mabera Road	Construction of culvert	COG/GOK/Development partners	2018-2022		
Nyangonge- Nyabirongo Road	Construction of culvert	COG/GOK/Development partners	2018-2022		

Project Name/Location	Description of Activities	Source of funding	Timeframe	Implementing Agency	Remarks
All roads done between 2013 and 2017	Maintenance	COG/GOK/Development partners	2018-2022		
All roads devolved from KeRRA, KURA,CDF and Former local Authority	Maintenance	COG/GOK/Development partners	2018-2022		

#### BUKIRA CENTRAL IKEREGE

Project Name/Location	Description of Activities	Source of funding	Timeframe	Implementing Agency	Remarks
Kuguyi – Nyabokarange Road	Construction of a bridge	COG/GOK/Development partners	2018-2022	County Government of Migori/Partners	Subject to availability of funds and conducive weather
Gutibu – Nyamekoma - Gwikonge Road	Construction of a bridge	COG/GOK/Development partners	2018-2022		
Gichongo – Nyamesangora Road	Construction of a bridge	COG/GOK/Development partners	2018-2022		
Kugitibo – Nyawantanchiria Road	Construction of a bridge	COG/GOK/Development partners	2018-2022		
Nyamesangora – Kemohegete	Construction of a bridge	COG/GOK/Development partners	2018-2022		
Wangisasa – Gosoni Road	Construction of a bridge	COG/GOK/Development partners	2018-2022		
DO's office Kunguku – Nyabo –karange Road	Construction of a bridge	COG/GOK/Development partners	2018-2022		
Mainangiti - Robansia – Akiba Road	Construction of a bridge	COG/GOK/Development partners	2018-2022		
Komomange –Nyangoto Road	Construction of a bridge	COG/GOK/Development partners	2018-2022		
Nyangoto –Korae – Nyamesangira – Kemohegete Road	Construction of a bridge	COG/GOK/Development partners	2018-2022		
All roads done between 2013 and 2017	Maintenance	COG/GOK/Development partners	2018-2022		
All roads devolved from KeRRA, KURA,CDF and Former local Authority	Maintenance	COG/GOK/Development partners	2018-2022		

#### ISEBANIA WARD

Project Name/Location	Description of Activities	Source of funding	Timeframe	Implementing Agency	Remarks
Goshen- Kamongai-Kundili-Nyamwini Primary road	Opening	COG/GOK/Development partners	2018-2022	County Government of Migori/Partners	Subject to availability of funds and conducive weather
Kundili ,Mumwamu and Ragana	Bridges	COG/GOK/Development partners	2018-2022		
Nomaris Land –Border Hill road,Gwitanga Kwiramu-Marotomba –Nyamwini road,Kwabini – Isebania road,Solarset-Bukumburi road,Machera-Kerombe Road ,Highway Road	Routine maintenance	COG/GOK/Development partners	2018-2022		
Mwirimi manko (ECDE Centre)-Maswi	Opening	COG/GOK/Development partners	2018-2022		

Project Name/Location	Description of Activities	Source of funding	Timeframe	Implementing Agency	Remarks
Bina-Nyansisine village					
Kamongai-Wantaigwa-Mangera road	Opening	COG/GOK/Development partners	2018-2022		
Getamenga-Security road	Opening	COG/GOK/Development partners	2018-2022		
Access to Ragana river [Nyansisine village]	Construction of bridges	COG/GOK/Development partners	2018-2022		
Access to Kenyabiru river	Construction of bridges	COG/GOK/Development partners	2018-2022		
Access to Gwitamke dam	Construction of bridges	COG/GOK/Development partners	2018-2022		
Access to Ichombwe river	Construction of bridges	COG/GOK/Development partners	2018-2022		
All roads done between 2013 and 2017	Maintenance	COG/GOK/Development partners	2018-2022		
All roads devolved from KeRRA, KURA,CDF and Former local Authority	Maintenance	COG/GOK/Development partners	2018-2022		

#### MAKERERO WARD

Project Name/Location	Description of Activities	Source of funding	Timeframe	Implementing Agency	Remarks
Nyabinto – Kengai-Kenganga - Bingutwi –Taragwiti	Routine maintenance	COG/GOK/Development partners	2018-2022	County Government of Migori/Partners	Subject to availability of funds and conducive weather
Isebania -Banka home-Robaruara-Nyahuturi-Ongesenda -Masebe-Nyasese--Onyaitara- Mwaru-Wakuru-Onyekehore	Routine maintenance	COG/GOK/Development partners	2018-2022		
Kwa Alex -Omatinde – Onanyaki-Kengari – MachoreBogere – John Sasinge – Alex – Police post	Routine maintenance	COG/GOK/Development partners	2018-2022		
Nyangena – Rebovigiri- Sirori Simba – Taragwiti- Getaigwa – Nyametabira- Nyangiti – Kobotete-Sirori- Rebirigiri-Komeso- Taragwiti	Routine maintenance	COG/GOK/Development partners	2018-2022		
Busara, Gwitonyi, Komokaragisere and Mosamba	Construction of bridges	COG/GOK/Development partners	2018-2022		
Msongo – Tibaya,Komobiro,Gwitanka	Construction of culverts	COG/GOK/Development partners	2018-2022		
Isibania-nyasese-guitongo-reburigiria-makerero-omanyanki	Opening	COG/GOK/Development partners	2018-2022		
Keburui-marurana-nyametaburo	Opening	COG/GOK/Development partners	2018-2022		
Bridges:Guitagito,kubirima,gontere	Construction	COG/GOK/Development partners	2018-2022		

#### BUKIRA EAST WARD



Project Name/Location	Description of Activities	Source of funding	Timeframe	Implementing Agency	Remarks
Mogaimuya-Nyabikongori Road,Nyatech-taranganya Road,Nyamohanga – Igena Roads,Nyabichere- chachankoro Road,Kehancha primary- karosi-Nyatech Road	Opening	COG/GOK/Development partners	2018-2022	County Government of Migori	Subject to availability of funds and conducive weather
Namba-Kehancha Primary-Korosaro-Taranganya Road	Routine Maintenance	COG/GOK/Development partners	2018-2022		
Kehancha Market roads	Opening of new roads within the market for town planning	COG/GOK/Development partners	2018-2022		
Kehancha secondary-weiskio-karobi-Ntumigi-Nyatech-Tarang'anya-Mogemuya-Bikarabwa Road	Opening and murraming	COG/GOK/Development partners	2018-2022		
Kehancha Cereal board-Josca-Father Angelo – Kagweso-Tarang'anya road	Opening and murraming	COG/GOK/Development partners	2018-2022		
Nyabera-Osirigwi-Monanka Kehore-Nyangoto	Opening and murraming	COG/GOK/Development partners	2018-2022		
Gati Omochu-Cock-Victoria-Nkoro-Nyangoto Road	Opening and murraming	COG/GOK/Development partners	2018-2022		
Nkomogo-Igena-Mogango-Nyatech-Nyangoto	Opening and murraming	COG/GOK/Development partners	2018-2022		
Box culverts at: Mogai Muya, Chacha Nkoro, Nyaimwa, Mangora, Remuchango, muiiri Obatiri, Lematiko, Reng'ondi, Nyankomo, Kwirambo, Rentorobo and Karosi	Installation	COG/GOK/Development partners	2018-2022		
Bridges at: Nyangoto	Construction	COG/GOK/Development partners	2018-2022		
Mwita-Gisirimugaimuya Road,Nyatech-Kebobono Road,Sengerema-Kemakoba Road,Taranganya-Mugeimuya Road,Mary Sigisri-Namba road,Nyatech market chachankoro road,NyamotehamoGeimuya Road,Ntuyingi-Igena road,Nyangoto-Nyaigutu	Construction of bridges /box culverts	COG/GOK/Development partners	2018-2022		
All roads done between 2013 and 2017	Maintenance	COG/GOK/Development partners	2018-2022		
All roads devolved from KeRRA, KURA,CDF and Former local Authority	Maintenance	COG/GOK/Development partners	2018-2022		

#### MASABA WARD

Project Name/Location	Description of Activities	Source of funding	Timeframe	Implementing Agency	Remarks
Kombe- Maranatha, Chonjo-Chongo Road	Culvert at Nyasare River, gravelling and murruming	COG/GOK/Development partners	2018-2022	County Government of Migori/Partners	Subject to availability of funds and conducive weather
Kombe-Kamtura Border ECDE Road	Culvert at Nyasare River, gravelling and murruming	COG/GOK/Development partners	2018-2022		
Masaba Health Centre – Korobunyige Road	Opening	COG/GOK/Development partners	2018-2022		
Nyangoto – Chacha Masubo Road	Opening	COG/GOK/Development partners	2018-2022		
Masaba – Rotururi Road	Opening	COG/GOK/Development partners	2018-2022		
Kondago – Masura Road	Opening	COG/GOK/Development partners	2018-2022		
Nyamekongoroto-Rongabi Road	Opening	COG/GOK/Development partners	2018-2022		
Geakamiri (Naora) – Rioba Nywicha Road	Opening	COG/GOK/Development partners	2018-2022		
Rotururi – Bohore – Ntyange Road	Opening	COG/GOK/Development partners	2018-2022		
Mang'are- Munyoro-Merondo Road	Opening	COG/GOK/Development partners	2018-2022		
Nchama-Chacha- Maua Kerawa- Ndiba Obasi Road	Opening	COG/GOK/Development partners	2018-2022		
Muongano- Line Moja Road	Maintenance	COG/GOK/Development partners	2018-2022		
All roads done between 2013 and 2017	Maintenance	COG/GOK/Development partners	2018-2022		
All roads devolved from KeRRA, KURA,CDF and Former local Authority	Maintenance	COG/GOK/Development partners	2018-2022		

#### NYAMONSENSE KOMOSOKO

Project Name/Location	Description of Activities	Source of funding	Timeframe	Implementing Agency	Remarks
Biamiti – Renyamorea-Matare – Nyamzoba – Omohandi Road	Opening and murruming	COG/GOK/Development partners	2018-2022	County Government of Migori/Partners	Subject to availability of funds and conducive weather
Matare – Nyamohonda – Biamiti – Gwitong'ono Road	Opening and murruming	COG/GOK/Development partners	2018-2022		
Cherore – Nyankoba – Rosabare – Kuthahindu Road,Boremagono –Biamiti Road	Opening and murruming	COG/GOK/Development partners	2018-2022		
Boremagongo – Nyabichuni – Moheto – Iraha Road	Opening and murruming	COG/GOK/Development partners	2018-2022		
Kugisingisi – Tarosekia	Opening and murruming	COG/GOK/Development partners	2018-2022		
Chief Otaigo Junction – Rogitihitagoma – Nyagone	Opening and murruming	COG/GOK/Development partners	2018-2022		

Project Name/Location	Description of Activities	Source of funding	Timeframe	Implementing Agency	Remarks
- Moheo - Renyamagwe Road					
Remagaiwa (James) - Mohandi - Nyankoba- to Security Road	Opening and murruming	COG/GOK/Development partners	2018-2022		
Nyamosense secondary - Remisiri - Nguru - Maranatha Giosahi to Tanzania border Sokoro Academy - Cherore -Road	Opening and murrumping	COG/GOK/Development partners	2018-2022		
apostolic church - Maranatha-Omosagia Kemachomba Road	Opening and murrumping	COG/GOK/Development partners	2018-2022		
Getengenesa Road Nyasagti Road:	Opening and murrumping	COG/GOK/Development partners	2018-2022		
Iraha-Mitume Church-Bokobora-Mong'ari-Moheto Road	Opening and murrumping	COG/GOK/Development partners	2018-2022		
Iraha-Mitume Church-Bokobora-Mong'ari-Moheto Road	Opening and murrumping	COG/GOK/Development partners	2018-2022		
Nyabiragancha church-Chankuru-Ngochoni Road	Opening and murrumping	COG/GOK/Development partners	2018-2022		
Gosese-Rosiong'o-Renyamagwi dam-Oturwa-Moheto Road	Opening and murrumping	COG/GOK/Development partners	2018-2022		
Iraha Dispensary-Kiobo-ke-Ngochoni Road	Opening and murrumping	COG/GOK/Development partners	2018-2022		
Gosese - Bitereko-Ihore Road	Opening and murrumping	COG/GOK/Development partners	2018-2022		
Isibania-Kumukunamo-Gatundu-Bogambero Road	Construction	COG/GOK/Development partners	2018-2022		
Kumuwamu-Rematundu-Nyamwini-Ouma-Nyaboraro road	Construction	COG/GOK/Development partners	2018-2022		
Nyamwini-Nyanchugu-Nyankoro road	Construction	COG/GOK/Development partners	2018-2022		
Box Culverts: Nyanchugu, gwitacho, Nyankoba, nyabirangacha, Mokongoche	Construction	COG/GOK/Development partners	2018-2022		
All roads done between 2013 and 2017	Maintenance	COG/GOK/Development partners	2018-2022		
All roads devolved from KeRRA, KURA,CDF and Former local Authority	Maintenance	COG/GOK/Development partners	2018-2022		

#### 6.6 URIRI SUB COUNTY CENTRAL KANYAMKAGO

Project Name/Location	Description of Activities	Source of funding	Timeframe	Implementing Agency	Remarks
Nyamanja -Ombo Road	Murruming and maintenance	COG/GOK/Development partners	2018-2022	County Government of Migori/Partners	Subject to availability of funds and conducive weather
Omboo-Miruya	Murrumping and installation of culverts	COG/GOK/Development partners	2018-2022		

Project Name/Location	Description of Activities	Source of funding	Timeframe	Implementing Agency	Remarks
Ombo-Kokelo Road	Murruming	COG/GOK/Development partners	2018-2022		
Miruya-Konyuna	Opening	COG/GOK/Development partners	2018-2022		
Kachola-Kodheni	Opening	COG/GOK/Development partners	2018-2022		
Kamara-Kowuodho	Opening	COG/GOK/Development partners	2018-2022		
Muram-Masaa Road	Murruming	COG/GOK/Development partners	2018-2022		
Odiny-Nyaobe	Murruming	COG/GOK/Development partners	2018-2022		
Masaa-Nyabera-Andingo Road	Construction	COG/GOK/Development partners	2018-2022		
Konimbo-Rapogi	Construction	COG/GOK/Development partners	2018-2022		
Kanyakech-kagito road	Maintainance	COG/GOK/Development partners	2018-2022		
Uriri Market	Murruming and culvert	COG/GOK/Development partners	2018-2022		
Ramuoma Road	murraming	COG/GOK/Development partners	2018-2022		
Ochido-kamiraya-nyamilu road	Opening and maintainance	COG/GOK/Development partners			
Piny Owacho-Kouma Atula Road	opening	COG/GOK/Development partners	2018-2022		
Piny owacho-nyakruru road	Opening and murraming	COG/GOK/Development partners	2018-2022		
Nyabera –kokil road	Opening and murraming	COG/GOK/Development partners	2018-2022		
Konyango-kanyaidho road	Opening and murraming	COG/GOK/Development partners	2018-2022		
Kamara-kalii road	Opening and murraming	COG/GOK/Development partners	2018-2022		
Kamara-piny owacho road	Opening and murraming	COG/GOK/Development partners	2018-2022		
Lwanda- konyuna road	Opening and murraming	COG/GOK/Development partners	2018-2022		
Dipsi –kolambla road	Opening and murraming	COG/GOK/Development partners	2018-2022		
Kodii-amoso road	Opening and murraming	COG/GOK/Development partners	2018-2022		
Oyuma-magongo bridge	Construction	COG/GOK/Development partners	2018-2022		
Suka-kasino box culvert	Installation	COG/GOK/Development partners	2018-2022		
All roads done between 2013 and 2017	Maintenance	COG/GOK/Development partners	2018-2022		
All roads devolved from KeRRA, KURA,CDF and Former local Authority	Maintenance	COG/GOK/Development partners	2018-2022		

**EAST KANYAMKAGO**

Project Name/Location	Description of Activities	Source of funding	Timeframe	Implementing Agency	Remarks
Nyagera-Murudumu-Kashem-Kongiro-Akoko-Nyakurukuma Road	Opening of new road	COG/GOK/Development partners	2018-2022	County Government of Migori/Partners	Subject to availability of funds and conducive weather
Arambe-Silanga-Amwayi-Achuth Road	Opening	COG/GOK/Development partners	2018-2022		
Masara-Odek-Kadima-Andrew-Omedo Road	Opening	COG/GOK/Development partners	2018-2022		
Kodang-Kobare Road	Completion of the road	COG/GOK/Development partners	2018-2022		
Modi-Kaluvaha-Kachok Road	Murramming	COG/GOK/Development partners	2018-2022		
Arambe-Thimjope Bridge	Construction of new bridge	COG/GOK/Development partners	2018-2022		
Kasaroni Foot Bridge	Construction of new bridge	COG/GOK/Development partners	2018-2022		
Kadienya-Kangare-Kakecho Road	Construction	COG/GOK/Development partners	2018-2022		
Kopondo-Kadindo-Ulanda Road	Opening	COG/GOK/Development partners	2018-2022		
Kajahonga/ Achuth	Box culvert	COG/GOK/Development partners	2018-2022		
Luoro-Luvandwa Road	Opening	COG/GOK/Development partners	2018-2022		
All roads done between 2013 and 2017	Maintenance	COG/GOK/Development partners	2018-2022		
All roads devolved from KeRRA, KURA,CDF and Former local Authority	Maintenance	COG/GOK/Development partners	2018-2022		

**SOUTH KANYAMKAGO WARD**

Project Name/Location	Description of Activities	Source of funding	Timeframe	Implementing Agency	Remarks
Grace outreach- Uyoma-Kanyada-Oyani road	Maintainace	COG/GOK/Development partners	2018-2022	County Government of Migori/Partners	Subject to availability of funds and conducive weather
Kamuga Kamajinga road	Opening	COG/GOK/Development partners	2018-2022		
Connection to South and East location	Construction of a bridge	COG/GOK/Development partners	2018-2022		
Kobila –Ng’onga Roads	Opening	COG/GOK/Development partners	2018-2022		
Mukuyu- Kisugunua Road	Opening	COG/GOK/Development partners	2018-2022		
Achuth – Edemba Road	Opening	COG/GOK/Development partners	2018-2022		
Oyani –Sigiria B Road	Opening	COG/GOK/Development partners	2018-2022		
Achuth- Benga Road	Opening	COG/GOK/Development partners	2018-2022		
Bware-Masera Road	Opening	COG/GOK/Development partners	2018-2022		
Got Kayayo Thimjope Road	Opening	COG/GOK/Development partners	2018-2022		
Angongo Jayo Road	Opening	COG/GOK/Development partners	2018-2022		
Stella- Matumaini-Sigira Primary	Opening	COG/GOK/Development partners	2018-2022		

Project Name/Location	Description of Activities	Source of funding	Timeframe	Implementing Agency	Remarks
Stella- Mosque Road	Opening	COG/GOK/Development partners	2018-2022		
Stella-Silanga – Kisugunua Road	Opening	COG/GOK/Development partners	2018-2022		
Ober- Katito-Kasiso-Korondo Road	Opening	COG/GOK/Development partners	2018-2022		
Nyasoko- Magongo Road	Opening	COG/GOK/Development partners	2018-2022		
Atela- Ngonga Road	Opening	COG/GOK/Development partners	2018-2022		
Lwala-Nduru	Maintainance	COG/GOK/Development partners	2018-2022		
Nyarago- Kokeyo-Katieno Road	Maintainance	COG/GOK/Development partners	2018-2022		
Lwala Anding’o Road	Maintainance	COG/GOK/Development partners	2018-2022		
Oruba- Kandiwa-Kabenard Kumba-Kolwal Mbure Road	Opening	COG/GOK/Development partners	2018-2022		
Oyani Farm-Ramogi-Bware Road	Opening	COG/GOK/Development partners	2018-2022		
Uriri high school – Got Kolima – Lwala	Opening	COG/GOK/development partners	2018-2022		
All roads done between 2013 and 2017	Maintenance	COG/GOK/Development partners	2018-2022		
All roads devolved from KeRRA, KURA,CDF and Former local Authority	Maintenance	COG/GOK/Development partners	2018-2022		

#### WEST KANYAMKAGO WARD

Project Name/Location	Description of Activities	Source of funding	Timeframe	Implementing Agency	Remarks
Kabayo-Koyugi-Kihancha-Kabarnabas-Oyani River.	Opening and Murruming	COG/GOK/Development partners	2018-2022	County Government of Migori/Partners	Subject to availability of funds and conducive weather
Sibuoche Central Sda-Kayuda-Kokambo.	Opening and Murruming	COG/GOK/Development partners	2018-2022		
Sibuoche Centre-Kamusa-Owich-Kombato.	Opening and Murruming	COG/GOK/Development partners	2018-2022		
Midida-Milimani	Opening and Murruming	COG/GOK/Development partners	2018-2022		
God Jaoko –Midida-Konduru	Opening and Murruming	COG/GOK/Development partners	2018-2022		
Apostolic-Ongenga-Lela	Opening and Murruming	COG/GOK/Development partners	2018-2022		

Project Name/Location	Description of Activities	Source of funding	Timeframe	Implementing Agency	Remarks
Kabayo-Wangchieng-Konguara-	Opening and Murruming	COG/GOK/Development partners	2018-2022		
Korowc-Pucha-Kongea	Opening and Murruming	COG/GOK/Development partners	2018-2022		
Kabos-Kambogo-Konduru-Ondati	Opening and Murruming	COG/GOK/Development partners	2018-2022		
Bala-Tarangwet-Kabos	Opening and Murruming	COG/GOK/Development partners	2018-2022		
Adina-Hurumadola-	Opening and Murruming	COG/GOK/Development partners	2018-2022		
Kodero-Siro	Opening and Murruming	COG/GOK/Development partners	2018-2022		
Osogo-Kodero-Kambogo Misita-Oyani Osogo-Lela-Masaa Bridge	Opening and Murruming	COG/GOK/Development partners	2018-2022		
Lela-Kauko-Ongenga-	Opening and Murruming	COG/GOK/Development partners	2018-2022		
Sibuoche Korwa-Wang Chieng-Lela	Opening and Murruming	COG/GOK/Development partners	2018-2022		
Echo Road-Korinda – Wagara	Opening and Murruming	COG/GOK/Development partners	2018-2022		
John Duya-Udiya	Opening and Murruming	COG/GOK/Development partners	2018-2022		
Obama-Kachieng.	Opening and Murruming	COG/GOK/Development partners	2018-2022		
Osogo-Kojwaya Road	Opening and Murruming	COG/GOK/Development partners	2018-2022		
Uchia – Ahedo Road	Opening and Murruming	COG/GOK/Development partners	2018-2022		
Nyamage – Korwa Road	Opening and Murruming	COG/GOK/Development partners	2018-2022		
Kabos-Got Kodero Road	Opening and Murruming	COG/GOK/Development partners	2018-2022		
Lela – Ondati Road	Opening and Murruming	COG/GOK/Development partners	2018-2022		
Sibuoche-Kayuda-God Jaoko Road	Opening and Murruming	COG/GOK/Development partners	2018-2022		
Dago-Milimani Road	Opening and Murruming	COG/GOK/Development partners	2018-2022		
Kadum-Ting’na Road	Opening and Murruming	COG/GOK/Development partners	2018-2022		
Kodero-Siro Road	Installation of box culvert	COG/GOK/Development partners	2018-2022		
Ohama-Ahedo	Box Culverts	COG/GOK/Development partners	2018-2022		
All roads done between 2013 and 2017	Maintenance	COG/GOK/Development partners	2018-2022		
All roads devolved from KeRRA, KURA,CDF and Former local Authority	Maintenance	COG/GOK/Development partners	2018-2022		

#### NORTH KANYAMKAGO WARD



Project Name/Location	Description of Activities	Source of funding	Timeframe	Implementing Agency	Remarks
Thimlich-masoge-migogui road	Opening and Murruming	COG/GOK/Development partners	2018-2022	County Government of Migori/Partners	Subject to availability of funds and conducive weather
-Ongito-marungu-shilingi road	Opening and Murruming	COG/GOK/Development partners	2018-2022		
-Ongito-masoge-obama road	Opening and Murruming	COG/GOK/Development partners	2018-2022		
-Omamba-kodendo Okumbo-kambuji road	Opening and Murruming	COG/GOK/Development partners	2018-2022		
Oria-Nduti	Opening and Murruming	COG/GOK/Development partners	2018-2022		
Rae-Koyoonyaongo	Opening and Murruming	COG/GOK/Development partners	2018-2022		
-Kuna-Amoso-Wapongo-kokello-kologi nursery	Opening and Murruming	COG/GOK/Development partners	2018-2022		
-Ongora-Suka-Nyawach-Amoso road	Opening and Murruming	COG/GOK/Development partners	2018-2022		
-Akonjo-Got kojwang-pinyowacho	Opening and Murruming	COG/GOK/Development partners	2018-2022		
-St. Augustine- Hon. Ojwang Omollo-Rapogi	Opening and Murruming	COG/GOK/Development partners	2018-2022		
-Wangiya- Nyumba road	Opening and Murruming	COG/GOK/Development partners	2018-2022		
Kamanguro bridge	Construction of Bridge	COG/GOK/Development partners	2018-2022		
St. Augustine-OLotuagi	Construction of Bridge	COG/GOK/Development partners	2018-2022		
Ongoro –koduogo	Construction of Bridge	COG/GOK/Development partners	2018-2022		
Kuna-Amoso	Construction of Bridge	COG/GOK/Development partners	2018-2022		
Nyakwamba-Amoso road	Construction of Bridge	COG/GOK/Development partners	2018-2022		
All roads done between 2013 and 2017	Maintenance	COG/GOK/Development partners	2018-2022		
All roads devolved from KeRRA, KURA,CDF and Former local Authority	Maintenance	COG/GOK/Development partners	2018-2022		

## 6.7 SUNA WEST SUB COUNTY

### WIGA WARD

Project Name/Location	Description of Activities	Source of funding	Timeframe	Implementing Agency	Remarks
Kanyabwende-Kamakongo-Arombe-Dago-Gibaria-Gookwer Road	Construction	COG/GOK/Development partners	2018-2022	County Government of Migori/Partners	Subject to availability of funds and conducive weather
Kawere-Kayosingo-Kotuga Road	Construction	COG/GOK/Development partners	2018-2022		
Sirimina-Magacha road	Installation of Box Culvert	COG/GOK/Development partners	2018-2022		
Ndedmra – Magacha – Kosege Road	Construction Of The Road	COG/GOK/Development partners	2018-2022		

Project Name/Location	Description of Activities	Source of funding	Timeframe	Implementing Agency	Remarks
Kikonge – Lwendo – Ndemra Road	Construction Of The Road	COG/GOK/Development partners	2018-2022		
Sibuoche – Ndemra Road	Construction Of The Road	COG/GOK/Development partners	2018-2022		
Masara – Kibuon – Arambe Road	Construction Of The Road	COG/GOK/Development partners	2018-2022		
Nyambeche – Myamunda – Radienya Road	Construction Of The Road	COG/GOK/Development partners	2018-2022		
Nyagunga – Kafuti – Kakasera Dago Road	Construction Of The Road	COG/GOK/Development partners	2018-2022		
Abwao Sda – Kitoni – Kioru – Nyasoko – Obembo Road	Construction Of The Road	COG/GOK/Development partners	2018-2022		
Bungu – Koromeria	Box Culvert	COG/GOK/Development partners	2018-2022		
Godkwer – Nyarganda	Box Culvert	COG/GOK/Development partners	2018-2022		
Mariba – Kitimon – Kotulo Road	Construction Of The Road	COG/GOK/Development partners	2018-2022		
Godkwer – Maambesaba Road	Construction Of The Road	COG/GOK/Development partners	2018-2022		
Raha – Kanyundo – Magacha Road	Construction Of The Road	COG/GOK/Development partners	2018-2022		
Kokombe – Nyaobembo – Kogweno Road	Construction Of The Road	COG/GOK/Development partners	2018-2022		
Munyu – Nyabola – Rubare – Kipingi Road	Construction Of The Road	COG/GOK/Development partners	2018-2022		
Chung’ni – Nyambiro Stream	Box Culvert	COG/GOK/Development partners	2018-2022		
Kioru – Mkuro	Box Culvert	COG/GOK/Development partners	2018-2022		
Konakanyasime – Piny Oyie Road	Construction	COG/GOK/Development partners	2018-2022		
Kamasu – Nyasoko – Kawaindi Road	Construction	COG/GOK/Development partners	2018-2022		
Chamabare – Arombe	Box Culvert	COG/GOK/Development partners	2018-2022		
Chamabare – Koyieno	Box Culvert	COG/GOK/Development partners	2018-2022		
Aoch-Kwach Bridge	Construction Bridge	COG/GOK/Development partners	2018-2022		
All roads done between 2013 and 2017	Maintenance	COG/GOK/Development partners	2018-2022		
All roads devolved from KeRRA, KURA,CDF and Former local Authority	Maintenance	COG/GOK/Development partners	2018-2022		

#### WASIMBETE WARD

Project Name/Location	Description of Activities	Source of funding	Timeframe	Implementing Agency	Remarks
Adera-Lwala-Giribe-yao-Masrura-Magongo	Opening	COG/GOK/Development partners	2018-2022		Subject to availability of

Project Name/Location	Description of Activities	Source of funding	Timeframe	Implementing Agency	Remarks
Border-Wakimu-Dago	Opening	COG/GOK/Development partners	2018-2022	County Government of Migori/Partners	funds and conducive weather
Kopnaga-Gwasi	Opening	COG/GOK/Development partners	2018-2022		
Nyabkamo-piny oyie	Opening	COG/GOK/Development partners	2018-2022		
All roads done between 2013 and 2017	Maintenance	COG/GOK/Development partners	2018-2022		
All roads devolved from KeRRA, KURA,CDF and Former local Authority	Maintenance	COG/GOK/Development partners	2018-2022		

#### ORUBA RAGANA WARD

Project Name/Location	Description of Activities	Source of funding	Timeframe	Implementing Agency	Remarks
Nin –Nyanko –Pand –LwenyanchOmba Road	Opening	COG/GOK/Development partners	2018-2022	County Government of Migori/Partners	Subject to availability of funds and conducive weather
Ragana –Kiseru –Ketere Road	Opening	COG/GOK/Development partners	2018-2022		
Jovena–Saayote-Ragana –Pundo –Komedre main Road	Opening	COG/GOK/Development partners	2018-2022		
Kasadhi Kotuongo-Oruba Road	Opening	COG/GOK/Development partners	2018-2022		
Baby Care –God News-Kogusu –Ongonche SDA Road	Opening	COG/GOK/Development partners	2018-2022		
Onyinjo –Millimani Road	Tarmacking	COG/GOK/Development partners	2018-2022		
Oruba primary –Sangla Junction	Tarmacking	COG/GOK/Development partners	2018-2022		
Karoso –Nyagubo	Tarmacking	COG/GOK/Development partners	2018-2022		
Pesoda –Nyauodo –Nyabisawa Road	Tarmacking	COG/GOK/Development partners	2018-2022		
Total –Kimadui –Kababu	Tarmacking	COG/GOK/Development partners	2018-2022		
Millimani – Kilisia – Ring road	Tarmacking	COG/GOK/Development partners	2018-2022		
Pentagon- Kimadui-Bandra Tatu-Kang’ila, Millimani Bridges	Construction of culvert	COG/GOK/Development partners	2018-2022		
All roads done between 2013 and 2017	Maintenance	COG/GOK/Development partners	2018-2022		
All roads devolved from KeRRA, KURA,CDF and Former local Authority	Maintenance	COG/GOK/Development partners	2018-2022		

#### WASWETA 2 WARD

Project Name/Location	Description of Activities	Source of funding	Timeframe	Implementing Agency	Remarks
Munyu Maranatha Church-Ramuya Road	Construction of a bridge	COG/GOK/Development partners	2018-2022		Subject to availability of

Project Name/Location	Description of Activities	Source of funding	Timeframe	Implementing Agency	Remarks
Karanguka, Koyugi to Nyamilu Road.	Opening	COG/GOK/Development partners	2018-2022	County Government of Migori/Partners	funds and conducive weather
Kowara, Kanyawuoro Road.	Opening	COG/GOK/Development partners	2018-2022		
Kanyawuoro Road	Construction of a bridge	COG/GOK/Development partners	2018-2022		
Lela School Ka Petro	Construction of a bridge	COG/GOK/Development partners	2018-2022		
Kababu- Kibumburia at Magoto river.	Construction of a bridge	COG/GOK/Development partners	2018-2022		
Sagero – Shinyanga road - Sagero River.	Construction of a bridge	COG/GOK/Development partners	2018-2022		
Marindi- Kouma – Kagawa- Kaelekia-Kocharo Rroad	Opening	COG/GOK/Development partners	2018-2022		
Marindi- Kodule-Nyantembe Road	Culvert and completion	COG/GOK/Development partners	2018-2022		
Kailari- Kajuma Road	Opening	COG/GOK/Development partners	2018-2022		
Kasakayo- dam Korech	Installation of culvert	COG/GOK/Development partners	2018-2022		
Kolango- Nyamome dam Kokanda	Installation of culvert	COG/GOK/Development partners	2018-2022		
Nyailinga- Kopande-KaGwendo- Komadende-Kariana- Kombua- Road	Opening	COG/GOK/Development partners	2018-2022		
Sindiage- Koler- Kodada-KaKibwaye- Kademba-Bondo Road	Opening	COG/GOK/Development partners	2018-2022		
KoderoOtuto- Kokelo-Nyabsongo- BahatiAdongo	Opening	COG/GOK/Development partners	2018-2022		
Kagure-Nyangonge Road.	Construction of a bridge	COG/GOK/Development partners	2018-2022		
Nyailanga-Nyangoge Road.	Installation of culvert	COG/GOK/Development partners	2018-2022		
KalweroKogiDisarara Road	Opening, murraming and maintaining	COG/GOK/Development partners	2018-2022		
Kochola, Kibwago, Odada and Okinyi Oter Road	Opening	COG/GOK/Development partners	2018-2022		
Magoto- Kodule- Sagero-Shinyanga Road	Opening	COG/GOK/Development partners	2018-2022		
Marindi- Nyamtembe Road	Installation of culvert	COG/GOK/Development partners	2018-2022		
Kababu- Kibumburia-Road	Murruming	COG/GOK/Development partners	2018-2022		
Kopande- Kipasi-Nyadilinga Road	Construction	COG/GOK/Development partners	2018-2022		
All roads done between 2013 and 2017	Maintenance	COG/GOK/Development partners	2018-2022		
All roads devolved from KeRRA, KURA,CDF and Former local Authority	Maintenance	COG/GOK/Development partners	2018-2022		

## 6.8 SUNA EAST SUB COUNTY

### SUNA CENTRAL WARD

Project Name/Location	Description of Activities	Source of funding	Timeframe	Implementing Agency	Remarks
Kowino foot bridge Road	Murruming	COG/GOK/Development partners	2018-2022	County Government of Migori/Partners	Subject to availability of funds and conducive weather
Dugna- Kandindi Road	Opening	COG/GOK/Development partners	2018-2022		
Sidika – Migori Road	Opening	COG/GOK/Development partners	2018-2022		
Kamagak- Migori Road	Opening	COG/GOK/Development partners	2018-2022		
Kopanga –Kadera bridge	Opening	COG/GOK/Development partners	2018-2022		
Kopanga-Kadera - Nyasare Road	Construction of bridges	COG/GOK/Development partners	2018-2022		
Konambaya –Kammo Road	Murruming	COG/GOK/Development partners	2018-2022		
Kopanga –Kadera Road	Murruming	COG/GOK/Development partners	2018-2022		
Twin Breeze-River road	Opening of Feeder	COG/GOK/Development partners	2018-2022		
Kowaga feeder – Otieno’s shop	Opening	COG/GOK/Development partners	2018-2022		
Prime Waters-Jakoyugi Road	Opening	COG/GOK/Development partners	2018-2022		
Ombo –Jua kali bridge	Opening	COG/GOK/Development partners	2018-2022		
Main road-Kawere-Kongei-Got Kachacha secondary	Opening	COG/GOK/Development partners	2018-2022		
Riongabi spring-Koyayi-Korinda-Siling-Ngege-Lichota chief’s camp	Opening	COG/GOK/Development partners	2018-2022		
Kalui-Sumba Road	Opening	COG/GOK/Development partners	2018-2022		
Andingo-Kalomba Road	Opening	COG/GOK/Development partners	2018-2022		
Ngege-Andingo Road	Opening	COG/GOK/Development partners	2018-2022		
Karioba-Ishmael Road	Opening	COG/GOK/Development partners	2018-2022		
Kamwita-Masaba	Construction of foot bridge	COG/GOK/Development partners	2018-2022		
Andingo show ground	Construction of foot bridge	COG/GOK/Development partners	2018-2022		
Kanyachola-Kakioe-Kanyauke-Luanda Boge-Nyasare Road	Opening, Construction of bridge, installation of culverts	COG/GOK/Development partners	2018-2022		
Kolima-Kabongo-Kamagungu-Koronyo-Kogutu-Kapius Road	Needs culverting	COG/GOK/Development partners	2018-2022		
Kolima bridge	Construction of bridge	COG/GOK/Development partners	2018-2022		
Witharaga-Kona Mbaya-Kamimo Road	Needs culverting	COG/GOK/Development partners	2018-2022		
DC junction-Ngege-Mapera	Construction of foot bridge	COG/GOK/Development partners	2018-2022		

Project Name/Location	Description of Activities	Source of funding	Timeframe	Implementing Agency	Remarks
Eston-Konanda Road	Box culverting	COG/GOK/Development partners	2018-2022		
Kobel-Kongono-Akango Road	Box culverting	COG/GOK/Development partners	2018-2022		
County office-Akonga-Aroso Sala Road	Box Culvert	COG/GOK/Development partners	2018-2022		
Kosodo-Aroso Road	Box culvert	COG/GOK/Development partners	2018-2022		
Kolender-Nyoika-Kanguka-Komego Road	Box culvert	COG/GOK/Development partners	2018-2022		
Nyasare bridge	Raising of the bridge and building of box culverts	COG/GOK/Development partners	2018-2022		
Oil Libya-Magina hall	Needs construction of bridge	COG/GOK/Development partners	2018-2022		
Ochieng Orua Primary School	Needs construction of access road	COG/GOK/Development partners	2018-2022		
Kilimanjaro-Midoti market Road	Opening of new road	COG/GOK/Development partners	2018-2022		
Main hotline Road	Opening of the road	COG/GOK/Development partners	2018-2022		
Kobuba Bridge	Construction of the bridge	COG/GOK/Development partners	2018-2022		
Baby Shine School	Box culverts	COG/GOK/Development partners	2018-2022		
Sala-Midoti Road	Needs murraming	COG/GOK/Development partners	2018-2022		
Midigo area	Four bridges to be constructed	COG/GOK/Development partners	2018-2022		
Odie bridge	To be raise up	COG/GOK/Development partners	2018-2022		
Ombura home bridge	Box bridge	COG/GOK/Development partners	2018-2022		
Opiyo's area	River bank drainage	COG/GOK/Development partners	2018-2022		
Ngege –Andigo road	Opening and murraming	COG/GOK/Development partners	2018-2022		
All roads done between 2013 and 2017	Maintenance	COG/GOK/Development partners	2018-2022		
All roads devolved from KeRRA, KURA,CDF and Former local Authority	Maintenance	COG/GOK/Development partners	2018-2022		

#### KAKRAO WARD

Project Name/Location	Description of Activities	Source of funding	Timeframe	Implementing Agency	Remarks
Kobunga-Aego-Logo-Kogada Road,Aego-Kokal-Kanyalala Road,Kakisumo-Kamboa-To foot bridge,Kanyadera-Kanyambiri Road	Construction	COG/GOK/Development partners	2018-2022	County Government of Migori	Subject to availability of funds and conducive weather

Project Name/Location	Description of Activities	Source of funding	Timeframe	Implementing Agency	Remarks
Nyabisawa-Nyikendo-Anjengo Road.,Kanyagando-Sindiango-Munyu Road.,Milimani-Nyamanga Road.,Got Kibare-Koindo-Saro Road.,Misare-Muslim-Kanyandiko-Sangla.,Bondeni-Sangla Road.,Nyango primary-Kodoyo-Munyu Road.	Construction	COG/GOK/Development partners	2018-2022		
Korwa-Kikomo Road,Korwa-Saro-Munyu Road,Mabubi-Kikoma-Bamgot Road,KaHezron-Munyu Road,Kasembo-Dago-KaHezron-Bamgot Road.	Construction	COG/GOK/Development partners	2018-2022		
Kakrao-Warisia-Tigna Road,Kakrao School-Ogare Road,Chamkombe-Kowino Road,Owino Likowa-Ahero-Chamkobe Road,Rayudhi-Ogare Road	Construction	COG/GOK/Development partners	2018-2022		
Nyikendo –Magina Road,Wadh Lango-Nyasare school Road,Magina junction-Tingna Road Culvert ,Rangenga-Tingna Duya culvert.,Tingna Anzego.,Tingna-Warisa culverts.	Construction	COG/GOK/Development partners	2018-2022		
Nyasarara-Gingo Road.,Kogonyo-Eko-Kugutu-Udiya Road.,Misingo-Sumkago-Otacho Polytechnic Road,Kisingiru-Korando-Tingna Road,Konziru-Pundoapuoche Road.	Construction	COG/GOK/Development partners	2018-2022		
Kakrao-Ugari road	Murraming	COG/GOK/Development partners	2018-2022		
Rayudhi-Ugari	Murraming	COG/GOK/Development partners	2018-2022		
All roads done between 2013 and 2017	Maintenance	COG/GOK/Development partners	2018-2022		
All roads devolved from KeRRA, KURA,CDF and Former local Authority	Maintenance	COG/GOK/Development partners	2018-2022		

#### KWA WARD

Project Name/Location	Description of Activities	Source of funding	Timeframe	Implementing Agency	Remarks
Chagati –Mikiria road	Opening and Maintenance	COG/GOK/Development partners	2018-2022	County Government of Migori	Subject to availability of funds and conducive weather
Satellite –Thindna road	Construction of box culvert	COG/GOK/Development partners	2018-2022		
Hotwaks-chula-warisia-Ngoche road	Maintenance	COG/GOK/Development partners	2018-2022		
Kojea –Opepo –Rabuur taya Road	Maintenance	COG/GOK/Development partners	2018-2022		



Mikiria –Kongele – Kachondo Road	Opening	COG/GOK/Development partners	2018-2022		
Wuoth Ogik – Nyamongo Road	Opening	COG/GOK/Development partners	2018-2022		
Opasi-Kwa-komamo-kobila- -radienya –	Opening	COG/GOK/Development partners	2018-2022		
God Ngoche –Opasi	Opening	COG/GOK/Development partners	2018-2022		
All roads done between 2013 and 2017	Maintenance	COG/GOK/Development partners	2018-2022		
All roads devolved from KeRRA, KURA,CDF and Former local Authority	Maintenance	COG/GOK/Development partners	2018-2022		

#### GOD JOPE WARD

Project Name/Location	Description of Activities	Source of funding	Timeframe	Implementing Agency	Remarks
Alara-Yadh ngima-Osingo Ring Road	Opening	COG/GOK/Development partners	2018-2022	County Government of Migori	Subject to availability of funds and conducive weather
Dosa-Ngege B-Osingo Road	Opening	COG/GOK/Development partners	2018-2022		
Ayego-Mapera-Adugo Primary Road	Opening	COG/GOK/Development partners	2018-2022		
Tharaga-Angang'a Bridge (Tharaga – Anganga-Ayego Road)	Construction of bridge	COG/GOK/Development partners	2018-2022		
Komego-Siling Primary bridge (on Komego-Alara Road)	Construction of bridge	COG/GOK/Development partners	2018-2022		
Kouko junction-Nyahera Road	Opening	COG/GOK/Development partners	2018-2022		
Ondong –Ayego Road	Opening	COG/GOK/Development partners	2018-2022		
Marienga-Kopole-Kokach Road	Opening	COG/GOK/Development partners	2018-2022		
Makongeni-Kakasuko-Karon Road	Opening	COG/GOK/Development partners	2018-2022		
Kamatinde-Kowiti-God Jope Road	Opening	COG/GOK/Development partners	2018-2022		
Wasio-Kakinene Road	Opening	COG/GOK/Development partners	2018-2022		
Midoti B –Kalila-Kagingo-Road	Opening and installation of box culvert	COG/GOK/Development partners	2018-2022		
Kowiti-Kandala Road	Installation of box culvert	COG/GOK/Development partners	2018-2022		
Dosa –Kasim-Kagondi Road	Opening	COG/GOK/Development partners	2018-2022		
Omuga- Ong'ele-Bware-kanyange- Kisumu Ndogo Road	Opening	COG/GOK/Development partners	2018-2022		
God Jope- Kagambe-Kojwang-Kamose Road	Opening	COG/GOK/Development partners	2018-2022		
Corner kogwang-Gome-Kakrao Road	Opening	COG/GOK/Development partners	2018-2022		
Abara- Kochoo- Achuth Road	Opening	COG/GOK/Development partners	2018-2022		
Gome-Riat Bridge	Construction of bridge	COG/GOK/Development partners	2018-2022		
Sare-kokach-Alara road	Construction of bridge	COG/GOK/Development partners	2018-2022		

Project Name/Location	Description of Activities	Source of funding	Timeframe	Implementing Agency	Remarks
Konango-Kawambogo	Construction of bridge and opening	COG/GOK/Development partners	2018-2022		
Kajuma-Tharaga Catholic church-Osingo Ruwe church-Kaarun	Construction of bridge and opening	COG/GOK/Development partners	2018-2022		
Alara Center-Kagiwagi-Siling-Kolio Road	Opening	COG/GOK/Development partners	2018-2022		
Alara Koduogi-Lwanda-Midoti Road	Opening	COG/GOK/Development partners	2018-2022		
God Jope school-Kojwang-Kamose Road	Opening	COG/GOK/Development partners	2018-2022		
Kokach-Bam got-Kanyauke-Alara	Opening & Bridge construction	COG/GOK/Development partners	2018-2022		
Alara-Kakasina	Maintenance & Murraming	COG/GOK/Development partners	2018-2022		
Siling SDA-Konangi-Kadhinga-Ngege Road	Opening	COG/GOK/Development partners	2018-2022		
Andingo-Anganga school-Ondong road	Opening	COG/GOK/Development partners	2018-2022		
Kamose-Nyaduong-Oyuma ring Road	Maintenance & Murraming	COG/GOK/Development partners	2018-2022		
Oyuma-Odiyo Wang Road	Opening	COG/GOK/Development partners	2018-2022		
Nyahera centre-Nyahera B Road	Opening	COG/GOK/Development partners	2018-2022		
Ngege-Oyuma Road	Maintenance & Murraming	COG/GOK/Development partners	2018-2022		
All roads done between 2013 and 2017	Maintenance	COG/GOK/Development partners	2018-2022		
All roads devolved from KeRRA, KURA,CDF and Former local Authority	Maintenance	COG/GOK/Development partners	2018-2022		

## 7.0 WATER AND ENERGY

### 7.1 URIRI SUB COUNTY

#### CENTRAL KANYAMKAGO WARD

Project Name/Location*	Description of Activities (Key Outputs)	Source of funding	Timeframe	Implementing Agency	remarks
Central Kanyamkago Borehole-PinyOwacho, kalii, Nyamanja kouma ,Kanyadera, Rombe, Nyabera, nyaobe nursery ,kokolele,mang'ong'o ,masaa ,kanyakech	Construction of Borehole and Equipping	COG/GOK/Development partners	2018-2022	County Government of Migori	Subject to availability of funds and conducive weather
Kouma springs	Protection	COG/GOK/Development partners			
Well- Ndori	Renovation of Ndori Well	COG/GOK/Development partners	2018-2022		

Project Name/ Location*	Description of Activities (Key Outputs)	Source of funding	Timeframe	Implementing Agency	remarks
Dam- Kopyo	Construction of Dam Bathroom and Pit Latrine and Equipping	COG/GOK/Development partners	2018-2022		
Ombo Dispensary, Sayote Centre, Kamara Junction, Shilingi Market, Anding'o Konimbo Centre, Miruya Centre, Dago Kosere Centre, Nyaobe Centre Dipcy-Siala centre, Ramuoma junction	Installation of Street lights	COG/GOK/Development partners	2018-2022		
West Kawere	Electrification	COG/GOK/Development partners	2018-2022		
Nyasaoro-konyoyo junction	Installation of transformer	COG/GOK/Development partners	2018-2022		
Nyabera area	Provision of electricity	COG/GOK/Development partners	2018-2022		
Masaa market	Repair and maintainance of existing Solar Lamp	COG/GOK/Development partners	2018-2022		

#### EAST KANYAMKAGO

Project Name/ Location*	Description of Activities (Key Outputs)	Source of funding	Timeframe	Implementing Agency	remarks
Modi , Kawaloga And Kokello Water Project, Arambe Secondary, Utuoma Village, Manyatta Primary	Drilling and Equipping Borehole	COG/GOK/Development partners	2018-2022	County Government of Migori	Subject to availability of funds and conducive weather
Oyani Water Community Project	Needs Renovation	COG/GOK/Development partners	2018-2022		
Spring Protection; Kondeyo, Wikodongo	Provision of Spring Protection	COG/GOK/Development partners	2018-2022		
Dam Newly; Luoro at Kahadho Nyahera Rehabilitation; Silanya Dam(Benga), Mahututu	Construction and Rehabilitation of Dams	COG/GOK/Development partners	2018-2022		
All schools and markets i.e Benga, Arambe, Wikodongo, Luoro , Oyani, Oyani Health Facility	Installation of Solar Lights	COG/GOK/Development partners	2018-2022		
All schools and markets i.e Benga, Arambe, Wikodongo, Luoro , Oyani, Oyani Health Facility	Installation of Solar Lights	COG/GOK/Development partners	2018-2022		

#### SOUTH KANYAMKAGO WARD

Project Name/ Location*	Description of Activities (Key Outputs)	Source of funding	Timeframe	Implementing Agency	remarks
Construction Of Boreholes At Least 10 Per Sub Location ( Kamuga, Nduru and lwala)	Drilling And Equipping Of Boreholes	COG/GOK/Development partners	2018-2022	County Government of Migori	Subject to availability of funds and conducive weather
Piped Water In All Schools	Provision Connection Of Piped Water	COG/GOK/Development partners	2018-2022		
Water Tank In All Schools	Supply Of Water Tank	COG/GOK/Development partners	2018-2022		
Protection Of Water Springs And Streams Location Wide	Protection Of Water Springs	COG/GOK/Development partners	2018-2022		
Stella-Lwala road,Uriri- Oruba – Kilo road,Oyani – Bware road,Stella – Kanyasoko road,Oyani- Magongo road	Installation of Solar Lights	COG/GOK/Development partners	2018-2022		
Main grid electricity	Installation and Connection of electricity	COG/GOK/Development partners	2018-2022		
20 Solar lights	Installation	COK/GOK/Development partners	2018/2022		

#### WEST KANYAMKAGO

Project name/location	Description of activities	Source of funding	Time frame	Implemen ting agency	remark s
Borehole: Ongenga,Milimani,Nya kune/Koringo ,Dak OtungaPuche God Jaoko,Got Kodero ,Nyanduat,NyabingaLe go,NyabingaPrimary,N yamageDispensary,Wan gchieng ,Got Korwa,Kodero,Rinya, Osema, Misita, Obama, Ongoro, Dago, God Jaoko, Puche, Mililmani, Gogo, Nyabinga, Got Korwa, Got Kodero and Ong'eng'a	Drilling And Equipping Of Boreholes	COG/GOK/Development partners	2018-2022	County Governme nt of Migori	Subject to availabi lity of funds
Dams; Renovation-Ogod ,Kombim ,Onyona ,Oyie Tege ,Echo And Kokal Dam Newly- Kakuku Dam, Dago, Ongoro, God Jaoko, Puche	Construction and Renovation Of Dams	COG/GOK/Development partners	2018-2022		
Springs at: Tayari, Wangchieng	Protection	COG/GOK/Development partners	2018-2022		

#### 7.2 SUNA WEST SUB COUNTY

#### WIGA WARD

Project Name/ Location*	Description of Activities (Key Outputs)	Source of funding	Timeframe	Implementing Agency	Remarks
Chwo Lwero Centre, Chung'ni Centre, Nyalganda Market, Omwomore Market, Kanyundo Market, Mukuro Centre, Arombe Centre Masara Centre, Godkwer Centre, Nyahera Centre, Ngou Chiefs Camp, Sibuoche Junction, Magacha Centre, Namba Koloo, Kikonge Centre	Installation of Street Solar Lamps	COG/GOK/Development partners	2018-2022	County Government of Migori	Subject to availability of funds
Bore Holes; Magacha, Sibuoche, Sirimina, Kikonge, Chamagina, Kitono, Nyamunda, Nyambeche, Obembo, Otulo Karina ,Chung'ni, Mbariko, Kioro ,Kokendi, Nyasoko, Karobi, Kibuon, And Kayuka	Drilling and Equipping of Bore Holes	COG/GOK/Development partners	2018-2022		
Dams; Miroche, Lwendo, Magacha, Bomba, Kiburgo, Sagenya, Kambawana, Angesia, Nyahera, Nyalganda, Raha, Nyamakendo, Mathanka Nyamakendo, Kamaucha, Kowino And Desilting Koyier Dam	Construction of Dams	COG/GOK/Development partners	2018-2022		
Extension of Mokuro Water Project to Neighboring Villages	Extension of Community Water	COG/GOK/Development partners	2018-2022		
Water Tanks at Kioru, Marabiko And Malera	Supply of Water Tanks	COG/GOK/Development partners	2018-2022		
Piped Water for Masara Town	Provision of Piped Water to Town	COG/GOK/Development partners	2018-2022		
Springs Protection	Provision of Spring Protection	COG/GOK/Development partners	2018-2022		

#### WASIMBETE WARD

Project Name/ Location*	Description of Activities (Key Outputs)	Source of funding	Timeframe	Implementing Agency	Remarks
Maweni	Solar Light	COG/GOK/Development partners	2018-2022	County Government of Migori	Subject to availability of funds
Masaria Dispensary	Installation of electricity	COG/GOK/Development partners	2018-2022		
Water pan at Giribe, piny oyie and Nyarombo kodongo	Construction	COG/GOK/Development partners	2018-2022		
Drilled borehole at Manyera and piny oyie	Drilling and equipping	COG/GOK/Development partners	2018-2022		

#### ORUBA RAGANA WARD

Project Name/ Location*	Description of Activities (Key Outputs)	Source of funding	Timeframe	Implementing Agency	Remarks
-Pesoda- Kanyaudo Junction, - Karoso center to Nyabisawa Junction	Installation of solar lights and maintenance	COG/GOK/Development partners	2018-2022	County Government of Migori	Subject to availability of funds
OrubaRagana Bore Holes; Nyanko,Nyanchomba,Assar Migori Ragana And OrubaSiany Locations	Drilling, Equipping And Supply Of Water	COG/GOK/Development partners	2018-2022		
Springs Protection Kaongo And Kogelo Spring Water	Provision Of Springs Protection	COG/GOK/Development partners	2018-2022		

#### WASWETA 2 WARD

Project Name/ Location*	Description of Activities (Key Outputs)	Source of funding	Timeframe	Implementing Agency	Remarks
Sagero- Ndongyo line Sagero- Shinyanga line Kipasi- Kablack line Ndongyo-Bondo area Nyamilu shopping centre Ramoya junction Kasigiria primary and surroundings Kowino centre Kababu- kitbul for dispensary All health facilities and dispensaries	Installation of Solar Light	COG/GOK/Development partners	2018-2022	County Government of Migori	Subject to availability of funds
Boreholes at: Ndongyo, Kawa, Mariba, Sarara, Dogo, Migita, Nyadbere, Sagero Kipasi, Nyamtembe, Manya, Sagero lower, Briamagongo, Riangenyi; Magoto, Kamgore, Luanda Agaga, Kibumburia, Marindi, Sindianye, Kimotho And Ramoya Area	Drilling and Equipping of Boreholes	COG/GOK/Development partners	2018-2022		
Dams; Renovation of Bonde – Nyironge Dam and Construction of KobongoKovindo And Kabuoro Dam	Construction and Renovation of Dams	COG/GOK/Development partners	2018-2022		
Water Tanks; In All EcdeCentres And Primary Schools	Supply of Water Tanks	COG/GOK/Development partners	2018-2022		

#### 7.3 SUNA EAST SUB COUNTY SUNA CENTRAL WARD

Project Name/ Location*	Description of Activities (Key Outputs)	Source of funding	Timeframe	Implementing Agency	Remarks
Posta, Aroso, Sola, Midoti, Ora Estate, Nyasare Slaughter, Andrew Senior,	Installation of Solar Light	COG/GOK/Development partners	2018-2022	County Government of Migori	Subject to availability of funds
Kakerario, Kaminama, Kadika Primary, Kochuodho And Kanyasuna	Installation of streetlights	COG/GOK/Development partners	2018-2022		
Aroso, Got-Ogenngo Village, Kadanga, St. Benedict, St Teresa Yao And Zion Harvest Church kadika primary, kokombo-kanyasoro and Boreholes	Drilling and equipping of bore holes	COG/GOK/Development partners	2018-2022	County Government of Migori	Subject to availability of funds
Kanumbo Oluti, Komego, konyango and Kondoro Water Springs	Spring protection	COG/GOK/Development partners	2018-2022		
Water kiosk at the stage	Construction and installation of kiosk water	COG/GOK/Development partners	2018-2022		
China water	Supply of china water to all schools	COG/GOK/Development partners	2018-2022		

#### KAKRAO WARD

Project Name/ Location*	Description of Activities (Key Outputs)	Source of funding	Timeframe	Implementing Agency	Remarks
-Nyikendo, Magina, Nyasare, Rangenga, Tigna, Kasembo centre, Namba KaHezron, Saro	Installation of Solar Lights	COG/GOK/Development partners	2018-2022	County Government of Migori	Subject to availability of funds
Borehole at Nyikendu -Magina -NyasareBondacon	Construction of Borehole and Fully Equipped	COG/GOK/Development partners	2018-2022		
Dams At; Kakisumo,Kanyandera,Sunkago,Kokai,Nyarongi and Philgona	Dam Construction and Fully Equipped	COG/GOK/Development partners	2018-2022		
Springs Protection At; Amino And Nyandoto	Protection of Spring Water.	COG/GOK/Development partners	2018-2022		
Water Kiosk; -Saro,Nyamesongo,Kikoma,Oboke,Rayudhi and Kakrao	Construction of Water Kiosk	COG/GOK/Development partners	2018-2022		



Project Name/ Location*	Description of Activities (Key Outputs)	Source of funding	Timeframe	Implementing Agency	Remarks
Dam; At Bonda Village, Farmers Training Centre And Exhibition Centre	Construction of Dam	COG/GOK/Development partners	2018-2022		
Sangla, Nyabisawe, Nyayomo, Nyamege, Nyango, Bondeni, Got Nyabwawa, Agengo	Installation of Solar Lamps	COG/GOK/Development partners	2018-2022		

#### KWA WARD

Project Name/ Location*	Description of Activities (Key Outputs)	Source of funding	Timeframe	Implementing Agency	Remarks
Drilling and Supply of Water - Ogwedhi Market	Drilling and Supply of Water to The Area	COG/GOK/Development partners	2018-2022		
Drilling and Supply of Water - Radienya Water	Drilling and Supply of Water to The Area	COG/GOK/Development partners	2018-2022		
Drilling and Supply of Water-Kojea Village	Drilling and Supply of Water to The Area	COG/GOK/Development partners	2018-2022		
Drilling and Distribution of Water – Kwa Polytechnic	Drilling and Distribution of Water	COG/GOK/Development partners	2018-2022		
Drilling and Supply of Water-Mirunga Village	Drilling and Supply of Water	COG/GOK/Development partners	2018-2022		
Drilling Of Borehole -God Boya Village	Drilling of Borehole	COG/GOK/Development partners	2018-2022		
Drilling and Supply of Water- Sagegi Village	Drilling and Supply of Water	COG/GOK/Development partners	2018-2022		
Protection of spring	Entire ward				

#### GOD JOPE WARD

Project Name/Location	Description of Activities	Source of funding	Timeframe	Implementing Agency	Remarks
Boreholes; Siling,Sango, Migori Youth Polytechnic, Kagingo, Anganga Community, GodJope Dispensary and Manyatta.	Drilling, Equipping of Bore Holes And Renovation	COG/GOK/Development partners	2018-2022		

Project Name/Location	Description of Activities	Source of funding	Timeframe	Implementing Agency	Remarks
Renovation; Kowiti And WuokChieng Borehole					
Protection of Springs; Anganga And All Spring in Manyatta Rehabilitation; SokoKoyoma	Renovation and Protection of Springs	COG/GOK/Development partners	2018-2022		
Water Project; Wasio KindaBer Women Group and Silanga Water Project	Renovation of Water Project	COG/GOK/Development partners	2018-2022		

**7.4 NYATIKE SUB COUNTY  
MACALDER KANYARWANDA WARD**

Project Name/Location*	Description of Activities (Key Outputs)	Source of funding	Timeframe	Implementing Agency	Remarks
Mariba market, Nyankore centre, Seme Magawa, Wiabiero Centre, Namba centre, Wathonger, Nyankore markets, Kalangi centre, Kowuor Primary, Ongoche centre, Onger market, Kwach centre,	Installation of solar lights	COG/GOK/Development partners	2018-2022	County Government of Migori	Subject to availability of funds
Macalder Boreholes; Munyu School, Ongoche Primary, Wathonger Center, Kodele, godkwach, Obalwanda, ndemraPrimary School, St.Gomty High School, Ogaka,Osiri, Miroche, Got Orango Village Wangelongo, Kowuor And Kimai Secondary Completion Of; St. Michaels Nyandema, Maganga And Mangwe	Drilling and Equipping Of Bore Holes And Completion	COG/GOK/Development partners	2018-2022		
Dams; Nyaminaoko, kolwande,kagola NambaKodero,Ruche	Construction Of Dams	COG/GOK/Development partners	2018-2022		

Project Name/ Location*	Description of Activities (Key Outputs)	Source of funding	Timeframe	Implementing Agency	Remarks
Water Pans; Kinanda, Slamy And kowuor,Kagola,	Construction Of Water Pans	COG/GOK/Development partners	2018-2022		

#### NORTH KADEM WARD

Project Name/ Location*	Description of Activities (Key Outputs)	Source of funding	Timeframe	Implementing Agency	Remarks
Solar lighting at Lwala market, Orango market, Kolanya, Kabuto, Nyakweri, Nyatworo, Magungu, Diruma	Installation	COG/GOK/Development partners	2018-2022	County Government of Migori	Subject to availability of funds
Water Pan-Kosimba-Lwala Location	Construction Of Water Pan	COG/GOK/Development partners	2018-2022		
Borehole-Lwala Location,Ndiwa Girls ,Awuondo ,Okenge Primary And Maro	Drilling And Piping Of Borehole	COG/GOK/Development partners	2018-2022		
Dam: Kangome –Odiyo Location, KasekaAwuondo,Komake And Kangere	Construction and Fencing Of Dams	COG/GOK/Development partners	2018-2022		

#### KALER WARD

Project Name/ Location*	Description of Activities (Key Outputs)	Source of funding	Timeframe	Implementing Agency	Remarks
Bore Holes; Pap – Tar, Rabuor, Sagenya Borehole, Roa Secondary and Nyamache And Completion of Nyamitha And Kanga-Onditi Bore Hole	Drilling and Equipping Bore Holes	COG/GOK/Development partners	2018-2022	County Government of Migori	Subject to availability of funds
Dams; Newly; Boya, Rapogi, Miranga, Kanga, Ngulu, Mirare, Nyamitha Dam Rehabilitation of Sagenya, Ochuna And Olasi Dam	Construction and Rehabilitation of Dams	COG/GOK/Development partners	2018-2022		
The whole Ward	Rural electrification	COG/GOK/Development partners	2018-2022		
Banda Nyankondo beach , Kobadia market, Nyangwina, Bamgot, Kikongo market, -East Muhuru location, markets and schools	Installation of street lights and security lights	COG/GOK/Development partners	2018-2022		
Nyabomo, Nyarigwiria, Ngore and Mwaracho	Installation of lightening arresters	COG/GOK/Development partners	2018-2022		
Water pan at sagenya and pap tar	Construction	COG/GOK/Development partners	2018-2022		

#### MUHURU BAY

Project Name/ Location*	Description of Activities (Key Outputs)	Source of funding	Timeframe	Implementing Agency	Remarks
Muhuru Bay Boreholes; Nyankondo, Ibencho, And Muhuru East Location And Completion of Winjo Kambusa	Drilling and Equipping of Borehole and Completion	COG/GOK/Development partners	2018-2022	County Government of Migori	Subject to availability of funds
Dams; Obolo	Construction of Dam	COG/GOK/Development partners	2018-2022		
Pipe Water Within Muhuru Central, West Muhuru And South East	Connection of Piped Water	COG/GOK/Development partners	2018-2022		
Water Tanks; Kurukongo, Nyangwayo, Kumoni Secondary	Provision of Water Tanks	COG/GOK/Development partners	2018-2022		
Group Water Pumps with Pipes At Kabuto Sub-Location	Supply of Water Pumps	COG/GOK/Development partners	2018-2022		

#### KACHIENG

Project Name/ Location*	Description of Activities (Key Outputs)	Source of funding	Timeframe	Implementing Agency	Remarks
Sori Town, St. Camillus, Bongo Beach, and Oodi Beach	Installation of floodlights	COG/GOK/Development partners	2018-2022	County Government of Migori	Subject to availability of funds
Aluru Island, Conrner C, Bongo, Agolomuok, Okiro Beach, Oodi Beach, Keranda and Kopala	Installation solar lamps /lights	COG/GOK/Development partners	2018-2022		
Rural electrification entire ward	Rural electrification entire ward	COG/GOK/Development partners	2018-2022		
Boreholes: Kitanda, Raga, Kaduro, Kopala, Keranda And Agolomuok	To be completed and operationalized	COG/GOK/Development partners	2018-2022		
Dams; Ore, Otati, Lwanda, Raga, Hoho, AoraAnd Bonde	Construction	COG/GOK/Development partners	2018-2022		
Raga water spring	Provision of spring protection	COG/GOK/Development partners	2018-2022		
Water Supply System Bongo-Raga (Karungu Water Supply)	To Be Completed and Operationalized	COG/GOK/Development partners	2018-2022		
Bore Holes; GungaSec, Ore, Obondi, Nyangwen , Kogola, Mirondo, Odendo And Wachara	Drilling and Equipping Them with Solar Panels	COG/GOK/Development partners	2018-2022		
Wachara B Water Projects	Installed with Pumping & Piping	COG/GOK/Development partners	2018-2022		
St camilus augmentation of water project	Pipping and supply of water				

#### KANYASA

Project Name/ Location*	Description of Activities (Key Outputs)	Source of funding	Timeframe	Implementing Agency	Remarks
Kanyasa Water Tanks; Location Wide	Supply Of Water Tanks	COG/GOK/Development partners	2018-2022	County Government of Migori	Subject to availability of funds
Spring Protection; Akoto, Akiando Soko, Soko Kangaji And Tiany Spring.	Provision Of Spring Protection	COG/GOK/Development partners	2018-2022		
Boreholes; Rehabilitation Of Obware And Kogore Boreholes	Rehabilitation Of Boreholes	COG/GOK/Development partners	2018-2022		

#### GOT KACHOLA

Project Name/ Location*	Description of Activities (Key Outputs)	Source of funding	Timeframe	Implementing Agency	Remarks
<b>WATER</b>					
Sunk Boreholes at: Bande, Tulu and Othora	Completion and equipping	COG/GOK/Development partners	2018-2022	County Government of Migori	Subject to availability of funds
Boreholes at: Nyandago, Apilo, Otho, Amoyo, Sota, Miriwi, Aonge Dhiang, Ratieny, Nyangere, Chamachichi and Olando	Drilling and Equipping	COG/GOK/Development partners	2018-2022		
Water pans at: Aonge Dhiang, Otho, Amoyo, Sota, Ratieny, Nyakringoto, Aneko and Olando	Construction	COG/GOK/Development partners	2018-2022		
Existing of colonial water pans at: Bande, Koboo, Nyandago Miroche, Kochere, Nyambwwa and Amoyo Kamatinde	Renovation	COG/GOK/Development partners	2018-2022		
Street lights at: Ratieny, Serena, Kanyandiko, Aonge Dhiang, Olando, nyandago and Aneko					
Floodlights at: Otho, Bande, Matoso, Got Kachola, Aneko, Tulu and Koweru					

#### 7.5 RONGO SUB COUNTY

##### NORTH KAMAGAMBO WARD

Project Name/ Location*	Description of Activities (Key Outputs)	Source of funding	Timeframe	Implementing Agency	Remarks
Bore Holes; Kobado,Uriri,Kadianga,	Construction And	COG/GOK/Development partners	2018-2022		

Project Name/ Location*	Description of Activities (Key Outputs)	Source of funding	Timeframe	Implementing Agency	Remarks
Kuna Secondary, Komito And Kameji	Completion Of Boreholes			County Government of Migori	Subject to availability of funds
Dams; Soko Kichuri, Kagombe, Kawere And Baptist	Construction Of Dams	COG/GOK/Development partners	2018-2022		
Ochot market, Kuna, Kichuri, Kanan, Uriri, Kanyalwal, Baptist, Andingo	Installation of solar lights	COG/GOK/Development partners	2018-2022		
Nyakongo, Njiri, KIFAM, Kojwang, Bwana, Midianga's home, Kouma, Nyamatom, Komondi, Within Rongo town, and various centers	Installation of Street Lights	COG/GOK/Development partners	2018-2022		

#### SOUTH KAMAGAMBO WARD

Project Name/ Location*	Description of Activities (Key Outputs)	Source of funding	Timeframe	Implementing Agency	Remarks
-Negiwangi Market -Four street lights at Oyora Market -Street light at Nyandong shopping centre	Installation of solar Street Lights	COG/GOK/Development partners	2018-2022	County Government of Migori	Subject to availability of funds
Boreholes; Banda, Sigiria, Ngou, Ongo Primary, Kakwara Market, Ongo Hospital, Milonde Dispensary, Ndonyo Primary, Nyamaroka Primary, Lango Areka Mixed Secondary And North Kanyajuok Location	Drilling And Piping Of Borehole	COG/GOK/Development partners	2018-2022		
Spring Protection; Kagoga, Nyagado Swamp, River Rabolo, Kodende Yuoma, Kaseda, Kambwaya Bungu And Nyasota Spring	Spring Protection	COG/GOK/Development partners	2018-2022		

#### CENTRAL KAMAGAMBO

Project Name/ Location*	Description of Activities (Key Outputs)	Source of funding	Timeframe	Implementing Agency	Remarks
Kamagambo Rongo Water Supply	Equipping and operationalization	COG/GOK/Development partners	2018-2022	County Government of Migori	Subject to availability of funds
Roof Catchment Tanks; To Ede Schools, Ward Offices, Sub County Office And Also Village Administrative	Supply Of Water Tanks	COG/GOK/Development partners	2018-2022		

Project Name/ Location*	Description of Activities (Key Outputs)	Source of funding	Timeframe	Implementing Agency	Remarks
Piped Water; Riosiri To Kosodo Primary School	Supply Of Piped Water	COG/GOK/Development partners	2018-2022		
Spring Protection; Nyamalowa 2 KandegeAdongo, Njiri Spring, KogaloManase, Kogundo Springs- Siala, Kamimawini, Nyarach, Kajabuya Springs- Kanyakwaka, Kadongo,- Mori Nyamatomo, Kogindi,Kobala,MisadheCooperative,Nyasoti (Komore),KaguyaKamakara, KaGalo,Riteke,Kamsaki,Komanyi And Kakuke Water Springs	Spring Protection	COG/GOK/Development partners	2018-2022		
Community Water Points; Kongina Community Water Loo Rateng?, Kopundo Community Water Project-Siala, Kasama Community Water Project- Kanyakwaka, Kauma Community Water Project, Kakisuge Community Water Point – Siala, Kabar Community Water Point Marera	Construction of Community Water Points	COG/GOK/Development partners	2018-2022		
Borehole; NyarachPrimary, Nyamatomo, Marera and Siala Primary, Rongo level 4 hospital,Matagarro sec,kosodo sec,Rongo pri	Drilling and Equipping Bore Holes	COG/GOK/Development partners	2018-2022		
Connection of Water Projects; Distribution of Rongo Water Project To Kamkuyu Sub Location, Distribution Of Rongo Water Project To Kanyangombe Sub Location	Connection of Water Projects	COG/GOK/Development partners	2018-2022		
Kodero Bara water project and Riosir water project	Completion and equipping	COG/GOK/Development partners	2018-2022		
Solar lights: All market centres	Installing	COG/GOK/Development partners	2018-2022		
Fllod lights: catholic area, Rongo main stage, Rongo jua kali place, makutano junction	Installing	COG/GOK/Development partners	2018-2022		
Electric street lights: Police lane, mimosa, makutano, ogengo SDA road, MisadhiRoad, Makutano to nyarach road,Rongo Central SDA	Installing	COG/GOK/Development partners	2018-2022		

#### EAST KAMAGAMBO WARD

Project Name/ Location*	Description of Activities (Key Outputs)	Source of funding	Timeframe	Implementing Agency	Remarks
-------------------------	---	-------------------	-----------	---------------------	---------



Ngodhe Dispensary, Rakwaro mission market, nyakune solar, kuja old bridge mmarket	Installation of Solar Lamps Installation of Transformer	COG/GOK/Development partners	2018-2022	County Government of Migori	Subject to availability of funds
East Kamagambo Bore Holes; Rare, Kanguju, Sare, Mitwe Primary,	Drilling and Piping of Borehole	COG/GOK/Development partners	2018-2022		
Rehabilitation and Spring Protection; Abilo And K'onya	Rehabilitation and Spring Protection	COG/GOK/Development partners	2018-2022		
Initiation of Community Water; Kanyadigiro	Initiation of Community Water	COG/GOK/Development partners	2018-2022		
Rongo Water Project	Piping and Extension of Rongo Water Project to Reach the Community	COG/GOK/Development partners	2018-2022		
water at ngere and Nyangao primary	Drilling, equipping and piping	COG/GOK/Development partners	2018-2022		
Distributing water at Opapo fish plant to surroundings	Pipping	COG/GOK/Development partners	2018-2022		

#### 7.6 KURIA EAST SUB COUNTY NTIMARU WEST WARD

Project Name/Location	Description of Activities	Source of funding	Timeframe	Implementing Agency	Remarks
Boreholes at Ntimaru Market, Nyanderema, Kohero, Seronga, Nyametembe, Matare and Canaan	Drilling	COG/GOK/Development partners	2018-2022		
Water Kiosk and laying of pipes for water supply at Ntimaru Maarket	Building	COG/GOK/Development partners	2018-2022		
Ntimaru West Dams ; Nyanderema, Magoko, Gwitami, Bogesi	Construction Of Dams	COG/GOK/Development partners	2018-2022		
Water Tanks ;Nyanderema, Magoko, Gwitami, Bogesi	Supply Of Water Tanks	COG/GOK/Development partners	2018-2022		
Boreholes; Nyamtiro, Nyaroha, Moswetab, Ngibinyi, Nyabikingori, Kwihore , Komotobo And Kebare Primary	Drilling and Equipping of Borehole	COG/GOK/Development partners	2018-2022		
Piped Water Project From Sanawa Dam To Kebaruti Hill And To And Homes	Initiation Of Piped Water	COG/GOK/Development partners	2018-2022		
Springs Protection; Nyainima And Chinato	Rehabilitation Of Spring	COG/GOK/Development partners	2018-2022		

Project Name/Location	Description of Activities	Source of funding	Timeframe	Implementing Agency	Remarks
Water Tanks; All Learning Institutions	Supply Of Water Tanks	COG/GOK/Development partners	2018-2022		
Water Pan; Kebarisia	Completion And Rehabilitation Of Water Pan	COG/GOK/Development partners	2018-2022		
Street Lights at Matare, Makararangwe, Gwitembe, Daraja Mbili, Canaan and Jerusalem market centres	Installation				

#### NTIMARU EAST WARD

Project Name/Location*	Description of Activities (Key Outputs)	Source of funding	Timeframe	Implementing Agency	Remarks
NtimaruEast Boreholes; Wangirabose, Itongo, Makonge, Taragai, Minyere, Senkenya, Gwitare, Minyere	Drilling and Equipping of Boreholes	COG/GOK/Development partners	2018-2022		
Water Pans; Nyankongo, siabai,	Rehabilitation	COG/GOK/Development partners	2018-2022		
Kenyaikuniri, Taragai, Kenyobogo, Kemuniko, Nyamuiharu, and Itongo Springs	Protection	COG/GOK/Development partners	2018-2022		
Rekemore and Wangirabose Water Points	Rehabilitation	COG/GOK/Development partners	2018-2022		
Makonge, Wangirabose, Taragai dispensaries	Provision of water tanks	COG/GOK/Development partners	2018-2022		
Siabai (nyamwiharu), Gokoona, Itongo, Minyere (okiora), Nyankongo (nyarusiaga), Sumwa, Magamaga	Installation of transformers	COG/GOK/Development partners	2018-2022	County Government of Migori	Subject to availability of funds
Betani orphanage, Gokoona, Nyankongo primary, Makonge dispensary, Taragai dispensary, Itongo dispensary, Senior-chief camp, Senkenya, otonya junction, Minyere (okiora shopping Centre, Wangirabose polytechnic, Itongo Pri, Minyere Pri, Makonge shopping centre, Makonge	Installation of Solar Lights	COG/GOK/Development	2018-2022		
Siabai and Minyere	Installation of wind mills	COG/GOK/Development	2018-2022		
LED lights at siabai, wangirabose, Itongo, Makonge, Taragai, Minyere, Senkenya, Magamaga					
Water dam at Taragai, Bobwe and kongeni	Construction	COK/GOK/Development partners	2018/2022		

#### NYABASI EAST WARD

Project Name/Location*	Description of Activities (Key Outputs)	Source of funding	Timeframe	Implementing Agency	Remarks
Boreholes; At Nyamanche, Kwigena And Getongoroma Primary ,Kwihemba ,Getongoroma AP Line, Kwigena Dispensary, Kwiriba, Girigiri Primary, Nguruna Primary ,Biamusi Primary Gokenenke, Nguruna Village, Koromangucha Kego ga Secondary Sumbugo B, And Nyamagenga	Drilling And Equipping Of Boreholes	COG/GOK/Development partners	2018-2022		
Springs Protection; Gimachombe, Gitura Masongo ,Kenyabaturi, Kenyatinyi Spring	Provision Of Spring Protection	COG/GOK/Development partners	2018-2022		
Kegonga, Kwigena Solar, Getongoroma, Kwihemba Kwiriba solar, Koromangucha Nyamagenga	Installation of solar lights	COG/GOK/Development partners	2018-2022	County Government of Migori	Subject to availability of funds

#### NYABASI WEST

Project Name/Location*	Description of Activities (Key Outputs)	Source of funding	Timeframe	Implementing Agency	Remarks
Nyabasi West Piped Water Project From Sanawa Dam To Kebaruti Hill And To All Homes	Initiation Of Piped Water	COG/GOK/Development partners	2018-2022	County Government of Migori	Subject to availability of funds
Boreholes; Nyamtiro, Nyaroha, Moswetab ,Ngibinyi, Nyabikingori, Kwihore , Komotobo And Kebare Primary School	Drilling And Equipping Of Boreholes	COG/GOK/Development partners	2018-2022		
Springs Protection; Nyainima	Rehabilitation Of Spring	COG/GOK/Development partners	2018-2022		
Water Tanks; All Learning Institutions	Supply Of Water Tanks	COG/GOK/Development partners	2018-2022		
Water Pan; Kebarisia	Completion And Rehabilitation Of Water Pan	COG/GOK/Development partners	2018-2022		
Musweto, Kegoche, Kionyo and Senta primary school	Drilling of a borehole	COG/GOK/Development	2018-2022		

#### GOKEHARAKA WARD

Project Name/Location	Description of Activities	Source of funding	Timeframe	Implementing Agency	Remarks
Gokeharaka Makonge, Nyamaranya, Masangora mkt, Getachongo, ihore mkt, Nguku mkt, Mahuntu dam	Drilling and Equipping of boreholes	COG/GOK/Development partners	2018-2022		
	Rehabilitation of The Springs	COG/GOK/Development partners	2018-2022		
	Rehabilitation	COG/GOK/Development partners	2018-2022		

#### 7.7 AWENDO SUB COUNTY WEST SAKWA WARD

Project Name/ Location*	Description of Activities (Key Outputs)	Source of funding	Timeframe	Implementing Agency	Remarks
Construction Of Dams; Odundo Kowino Dam And Koluoch Dam- Kamresi Sub Location	Construction Of Dams	COG/GOK/Development partners	2018-2022		
Drilling of Boreholes; Kanyabwao Borehole-Kamresi Sub Location Nyarombo, Saria and Ombasa Borehole- North Kanyamgony Ondotokagwanda and Otouch Borehole- South Kanyamgony Location Kwe And Kuoyo Valley Borehole- Rabondo Location	Drilling Of Boreholes	COG/GOK/Development partners	2018-2022		
Protection Of The Springs;SokoKaboya, KasiriOtochogo,Soko Kogola And Kobara-Kamresi Sub Location,Ogada Spring- South Kanyamgony Location	Protection Of The Springs;	COG/GOK/Development partners	2018-2022		
Supply Of Water Tank - Opoya Market	Supply Of Water Tank	COG/GOK/Development partners	2018-2022		
Otochogo market-Sayote market,Sudi market,Oyuma kodeny,Dede Center,Dede Dispensary'Odoto M Opoyo market,Nyatembe,Rabondo, Kabuoro primary,Kwe market	Installation of Solar Lights	COG/GOK/Development partners	2018-2022	County Government of Migori	Subject to availability of funds

#### CENTRAL SAKWA WARD

Project Name/ Location*	Description of Activities (Key Outputs)	Source of funding	Timeframe	Implementing Agency	Remarks
Borehole; Achego, Aticho – Ombo Kware, Komolorume, Otago-Ogwamrondo, Bondo Otuchi,Kabola, Alara, Otacho Dispensary and Awendo-Marindi Polytechnic	Drilling Of Bore Hole, Installation And Piping	COG/GOK/Development partners	2018-2022	County Government of Migori	Subject to availability of funds
Owiro-Akoko and Obama Borehole	Completion	COG/GOK/Development partners	2018-2022		
Protection of Springs: Kawareta, Konguyo, Kamreri Aenda – Okinge	Protection Of Springs	COG/GOK/Development partners	2018-2022		
Ombo kware, Obama, Kabola, Kindu and Kaluoch areas	Installation of transformer	COG/GOK/Development partners	2018-2022		
Solar lamps at: Kokuro Centre	Provision	COG/GOK/Development partners	2018-2022		
Security laights at Awendo Town	Installation	COG/GOK/Development partners	2018-2022		

SOUTH SAKWA WARD						
Project Location*	Name/	Description Of Activities (Key Outputs)	Source Of Funding	Timeframe	Implementing Agency	Remarks
All Schools		Electrification and Installation of Transformers	COG/GOK/Development partners	2018-2022	County Government Of Migori	Subject To Availability Of Funds
Bonde, Angaga, Market and Mariwa	Bongu, Rinya	Installation of Solar Lights	COG/GOK/Development partners	2018-2022		
Sare		Security Lighting (Floodlights)	COG/GOK/Development partners	2018-2022		
Entire Ward		Last Mile Electricity to Villages	COG/GOK/Development partners	2018-2022		
Sare Primary School Manyatta Primary School Sony Primary School Get Primary School St. Cecilia Primary School Kwar Primary School Ulanda Market Mariwa Market Mariwa Dispensary And All Schools Manyatta Centre (Kayukah) Ng'ong'a Market Ng'ong'a Dispensary Saka Primary School Ng'ong'a Primary School Ng'ong'a Secondary School		Installation of Solar Lamps	COG/GOK/Development partners	2018-2022		
Angaga Market Rinya Market Bongu Market Mulo Market Bar Market Bonde Centre Rabuur Junction Bonde Dispensary Primary Schools Secondary Schools		Installation Of Solar Lamps	COG/GOK/Development partners	2018-2022		
Boreholes; Rabuur Secondary School, Othith, Mariwa, Otoma, Ulanda, Olande, Ong'adre Mulo Market Angaga Market Rinya Market Angaga Primary School Rinya Primary School Bonde Primary School Siany Primary School		Drilling And Equipping Of Boreholes	COG/GOK/Development partners	2018-2022		

Project Name/ Location*	Description Of Activities (Key Outputs)	Source Of Funding	Timeframe	Implementing Agency	Remarks
Bondo Kogelo Primary School Rabuur Primary School Dago Primary School Mulo Primary School Bongu Primary School Manyatta Vocational Centre Get Primary School St. Cecilia Primary School Kwar Primary School Sare Primary School Rinya Market Sare Community Mulo Market Angaga Market Rinya Market Angaga Primary School Rinya Primary School Bonde Primary School Siany Primary School Bondo Kogelo Primary School Rabuur Primary School Dago Primary School Mulo Primary School Bongu Primary School Uradi Primary School Mahena Primary School Akoko Primary School Pe Primary School Aora Jope Primary School Mariwa Primary School Malunga Primary School Nyarago Village Ulanda Market Mariwa Dispensary					
Water Tanks; Water Tanks At Ecdecetres, Bongu, Ongora, Rinya, Bondokogelo And Siany	Supply Of Water Tanks	COG/GOK/Development partners	2018-2022		
Solar Water Centres At Ulanda	Supply Of Solar Water Centre	COG/GOK/Development partners	2018-2022		
Spring Protection; Kadoma, Kowiso Korwa,	Provision Of Spring Protection	COG/GOK/Development partners	2018-2022		

Project Name/ Location*	Description Of Activities (Key Outputs)	Source Of Funding	Timeframe	Implementing Agency	Remarks
Manywanda Koloo Kotieno Gombe George Olang' Sidho, Magolo Dindi Spring Sare Spring Kashem Spring Kamatiba Spring Kabonyo Spring Water Manywanda Koloo Kotieno George Olang' Sidho Magolo Gombe Mariwa Community Water Spring Akoko Water Spring Kanyiero Spring Kawayoga Spring Kouma Spring Kageyo Spring					
Ng'ong'a Dispensary Ng'ong'a Secondary School Ng'ong'a Market Marienga Primary School	Drilling And Piping Of Water	COG/GOK/Development partners			
Mahena Dam Akoko Dam Kimiria Dam Kokothe Dam	Construction / Renovation	COG/GOK/Development partners			

#### NORTH SAKWA WARD

Project Name/ Location*	Description of Activities (Key Outputs)	Source of funding	Timeframe	Implementing Agency	Remarks
Nyakuru mixed secondary,Alara Nyambija mixed sec, Ramba-Kopiyo junction,Oboke primary ,Nyang'aya primary,Saria centre,kolenya,Alara ,Koluach- Kujanyokal,Wamaga, Oyuma	Installation of solar lights	COG/GOK/Development partners	2018-2022	County Government of Migori	Subject to availability of funds
Bore Holes: Nyakuru Mixed Secondary,Oboke Primary Sch,Alara Mixed Secondary,Nyang'aya Primary	Drilling Of Bore Holes	COG/GOK/Development partners	2018-2022		



Protection Of Spring Water Points – Ward Wide	Protection Of All Spring Water Points	COG/GOK/Development partners	2018-2022		
---	---------------------------------------	------------------------------	-----------	--	--

## 7.8 KURIA WEST SUB COUNTY

### TAGARE WARD

Project Name/ Location*	Description of Activities (Key Outputs)	Source of funding	Timeframe	Implementing Agency	Remarks
Provision of Clean Water Tanks in The Market	Provision of Clean Water Tanks	COG/GOK/Development partners	2018-2022	County Government of Migori	Subject to availability of funds
Renovation Borehole at Mabera	Renovation of Borehole	COG/GOK/Development partners	2018-2022		
Water Boreholes in All Dispensaries, Health Centres and Markets	Drilling Of Water Boreholes	COG/GOK/Development partners	2018-2022		
Provision of Clean Water Tanks in All Primary and Secondary Schools	Provision of Clean Water Tanks	COG/GOK/Development partners	2018-2022		
Construction of Dams-Ward Wide	Construction of Dams	COG/GOK/Development partners	2018-2022		
Public institutions Road sides	Installation of transformers Installation of Street lights	COG/GOK/Development partners	2018-2022		

### ISEBANIA WARD

Project Name/ Location*	Description of Activities (Key Outputs)	Source of funding	Timeframe	Implementing Agency	Remarks
Ward wide	Increase the number of street lamps and maintenance	COG/GOK/Development partners	2018-2022	County Government of Migori	Subject to availability of funds
Nyamwimi village	Powerline connection with atleast two[2] transformers	COG/GOK/Development partners	2018-2022	County Government of Migori	Subject to availability of funds
Ward wide	Installation of atleast eight floodlights	COG/GOK/Development partners	2018-2022	County Government of Migori	Subject to availability of funds
Gwitanka dam	Rehabilitation and fencing	COG/GOK/Development partners	2018-2022	County Government of Migori	Subject to availability of funds
Nyamwimi village	Installation of water pump at Gwitamka dam for small scale irrigation	COG/GOK/Development partners	2018-2022	County Government of Migori	Subject to availability of funds
Nyamwini village and Bukumburi village	Drilling of at least two (2) boreholes	COG/GOK/Development partners	2018-2022	County Government of Migori	Subject to availability of funds
Dam construction; Kongapi Dam Rehabilitation;	Construction and Rehabilitation of Dams	COG/GOK/Development partners	2018-2022	County Government of Migori	Subject to availability of funds

Project Name/ Location*	Description of Activities (Key Outputs)	Source of funding	Timeframe	Implementing Agency	Remarks
Kwitange Dam Gwitanga Dam					
Bore Holes;Bukumburi And Nyamwini Borehole at Murimimanko Ecde	Drilling and Equipping of Boreholes	COG/GOK/Development partners	2018-2022	County Government of Migori	Subject to availability of funds
Springs Protection; Robi Nyabitara Springs	Rehabilitation of The Springs	COG/GOK/Development partners	2018-2022	County Government of Migori	Subject to availability of funds

#### MAKERERO WARD

Project Name/ Location*	Description of Activities (Key Outputs)	Source of funding	Timeframe	Implementing Agency	Remarks
Nyametaburo and Gesiori, Taranganya Market, Sengerema Market, Nyatech Market, Taranganya Kehancha ,Kehancha Chini,Igena ,Karosi,Nyangoto Kengariso,Kumumwamu,Komosoko, Romasanda,Kegagana,Ngochoni, Rosabare,Biamiti,Komakara	Installation of solar street lights	COG/GOK/Development partners	2018-2022	County Government of Migori	Subject to availability of funds
Nyangiti-Nyaihu-Ngurumo centre, MagitaGetaigwa-Bokora NkamoKurunyara-Omari Road Nyasese-Kengari Sungura Ngukuobotete, Bingutwi Primary School	Installation of transformers	COG/GOK/Development partners	2018-2022		

#### MASABA WARD

Project Name/ Location*	Description of Activities (Key Outputs)	Source of funding	Timeframe	Implementing Agency	Remarks
Jua Kali Market	Installation of Street lights	COG/GOK/Development partners	2018-2022	County Government of Migori	Subject to availability of funds
Borehole; Butiama, Kombe Dispensary , Rongabi, Gekamiri, Masurura, Kohanga, Miyoye, Bohorela, Naora, korosuye, Kuriatange, Ikwe Market, Kolobunyige, Kombe H/C, Sagegi, Nyamagagana, Getongonya, Nyamarengere, Rotuni And Ndamukia Primary, NyamekongorotoMarket , Nyamekongoroto H/C,Rongabi Market, Nyanchoso Primary And nyanchoso Market	Drilling and Equipping Of Boreholes	COG/GOK/Development partners	2018-2022		
Dams; At Rongabi, Gwitete, Gusogo	Construction of Water Dam	COG/GOK/Development partners	2018-2022		
Renovation; Mosana, Masaba					

Project Name/ Location*	Description of Activities (Key Outputs)	Source of funding	Timeframe	Implementing Agency	Remarks
Springs Protection; Komosasa, Ombasa And Kenyankore	Spring Protection	COG/GOK/Development partners	2018-2022		

#### NYAMOSENSE/KOMOSOKO WARD

Project Name/ Location*	Description of Activities (Key Outputs)	Source of funding	Timeframe	Implementing Agency	Remarks
Taguma, Giosahi and Nyasagati centres, Tarosekia Motemorabu Market Nyamigwi centre Iraha Tarobamba Nyabirangancha Bitereko Gosese Masurura	Installation of Solar street lights	COG/GOK/Development partners	2018-2022	County Government of Migori	Subject to availability of funds
Matare Windmill	Establishment of a windmill	COG/GOK/Development partners	2018-2022		
Nyamosense/Komosoko Boreholes; At Taguma, Tarosekia, Iraha Primary, Bitereko, Masurura And Iraha Dispensary	Drilling and Equipping Of Boreholes	COG/GOK/Development partners	2018-2022		
Water Tanks; Motemorabu Water-Point And Ward Wide	Provision Of Water Tanks And Gutters	COG/GOK/Development partners	2018-2022		
Water Pan; Matare – Rosabare And Biamiti Border, Nyabirangancha And Nyasgati	Construction Of Water Plan	COG/GOK/Development partners	2018-2022		
Water-Point; Giosahi Village All The Way To Nyasagati Upgrading Motemorabu Water-Point	Establishment Of Water Point And Upgrading	COG/GOK/Development partners	2018-2022		
Dams; Karamu Dam	Rehabilitation Of Dam	COG/GOK/Development partners	2018-2022		

#### BUKIRA EAST

Project Name/Location	Description of Activities	Source of funding	Timeframe	Implementing Agency	Remarks
Piped water project from Kehancha and Karosi Dam	Installation	COG/GOK/Development partners	2018-2022	County Government of Migori	Subject to availability of funds
Boreholes at: Number, Karosi, Mogemuya, Tarang'anya and Korosaro.	Drilling and equipping	COG/GOK/Development partners	2018-2022		
Water tanks to all learning institutions – primary, secondary and colleges e.g KMTC	Provision	COG/GOK/Development partners	2018-2022		
Solar lights at: Tarang'anya, Sengereama, Nyatech, Kehancha Juu, Igena, Karosi, Nyangoto, Kwirambo and Tunying	Installation	COG/GOK/Development partners	2018-2022	County Government of Migori	Subject to availability of funds

#### BUKIRA CENTRAL

Project Name/Location	Description of Activities	Source of funding	Timeframe	Implementing Agency	Remarks
Bukira Central Borehole; Ikerege Market And All Primary School	Drilling And Equipping Of Boreholes	COG/GOK/Development partners	2018-2022	County Government of Migori	Subject to availability of funds
Drilling Of Bore Holes In All Primary Schools In The Ward.	Drilling Of Bore Holes In All Primary Schools	COG/GOK/Development partners	2018-2022		
Water Pan; Nyamasoti Water Pan	Construction Of Water Plan	COG/GOK/Development partners	2018-2022		
Clean Nyakwiri dam	Maintanance	COG/GOK/Development partners	2018-2022		
Bukira Central Borehole; Ikerege Market And komomange	Drilling And Equipping Of Boreholes	COG/GOK/Development partners	2018-2022		
Drilling Of Bore Holes Inkomomange,Masincha,Robarisia ,Mtiri,Kugitura and Ikerege	Drilling Of Bore Holes In All Primary Schools	COG/GOK/Development partners	2018-2022		

## 8.0 LANDS, HOUSING AND PHYSICAL PLANNING

### 8.1 URIRI SUB COUNTY

#### EAST KANYAMKAGO WARD

Project Name/Location	Description of Activities	Source of funding	Timeframe	Implementing Agency	Remarks
Title deeds	Follow-up	COG/GOK/Development partners	2018-2022	County Government of Migori	Subject to availability of funds
Land reclamation at Osinya	Reclaiming of public land	COG/GOK/Development partners	2018-2022		
Thimjope market Centre	Planning	COG/GOK/Development partners	2018-2022		
Low cost unit housing	Construction	COG/GOK/Development partners	2018-2022		
Demarcation of all public land across the ward	Demarcation	COG/GOK/Development partners	2018-2022		

#### WEST KANYAMKAGO WARD

Project Name/Location	Description of Activities	Source of funding	Timeframe	Implementing Agency	Remarks
Land Demarcation at Kogutu Magaka, Masaa and Okuombo Dip	Demarcation	COG/GOK/Development partners	2018-2022	County Government of Migori	Subject to availability of funds

#### SOUTH KANYAMKAGO

Project Name/Location	Description of Activities	Source of funding	Timeframe	Implementing Agency	Remarks
Land Banking		COG/GOK/Development partners	2018-2022	County Government of Migori	Subject to availability of funds
Title deeds	Acquisition	COK/GOK/Development partners	2018-2022		
Land entire ward	Reclamation	COK	2018-2022		

### 8.2 SUNA EAST SUB COUNTY

#### KAKRAO WARD

Project Name/Location	Description of Activities	Source of funding	Timeframe	Implementing Agency	Remarks
Title deeds for Korwa and Ka-Hezron Markets	Follow-up	COG/GOK/Development partners	2018-2022		

Project Name/Location	Description of Activities	Source of funding	Timeframe	Implementing Agency	Remarks
Demarcation of public lands	Demarcation	COG/GOK/Development partners	2018-2022	County Government of Migori	Subject to availability of funds

#### SUNA CENTRAL WARD

Project Name/Location	Description of Activities	Source of funding	Timeframe	Implementing Agency	Remarks
Market Centers	Expansion of existing markets	COG/GOK/Development partners	2018-2022	County Government of Migori	Subject to availability of funds
Prisons, Muslim Primary School and Migori Boys High School	Construction of perimeter wall	COG/GOK/Development partners	2018-2022		
Demarcation of public lands	Demarcation	COG/GOK/Development partners	2018-2022		
Nyamware Title Deeds and entrie Ward wide	To be Followed-up and transparency involved when distributing	COG/GOK/Development partners	2018-2022		
County houses or employees	Construction of houses	COG/GOK/Development partners	2018-2022		
Housing loans	Low cost housing	COG/GOK/Development partners	2018-2022		

#### 8.3 AWENDO SUB COUNTY

##### NORTH SAKWA WARD

Project Name/Location	Description of Activities	Source of funding	Timeframe	Implementing Agency	Remarks
Title deeds	Follow-up	COG/GOK/Development partners	2018-2022	County Government of Migori	Subject to availability of funds

##### SOUTH SAKWA WARD

Project Name/Location	Description Of Activities	Source Of Funding	Timeframe	Implementing Agency	Remarks
Title Deeds	Follow-Up	Cog/Gok/Development Partners	2018-2022	County Government Of Migori	Subject To Availability Of Funds
Land Demarcation Of Nyabera Council Land From Sony Sugar And Market	Demarcation	Cog/Gok/Development Partners	2018-2022		
Houses For The Elderly And Disabled Persons	Construction	Cog/Gok/Development Partners	2018-2022		
Wanyama 2/ Koyayo	Acquisition Of Land For A Primary School				
Konyango Ogoro	Acquisition Of Land For A Primary School				
Nyasori Area	Acquisition Of Land For A Primary School And A Dispensary				
Manyatta Vocational Centre Mariwa Market Ulanda Market	Land Demarcation				
Sare Stadium Angaga Market Bar Market Bonde Market Public Lands	Demarcation And Fencing				

Project Name/Location	Description Of Activities	Source Of Funding	Timeframe	Implementing Agency	Remarks
Ng'ong'a Market					
Houses For The Elderly And Disabled	Construction				
Entire Ward	Issuance Of Title Deeds				

#### 8.4 NYATIKE SUB COUNTY

##### KALER WARD

Project Name/Location	Description of Activities	Source of funding	Timeframe	Implementing Agency	Remarks
Title deeds	Follow-up	COG/GOK/Development partners	2018-2022	County Government of Migori	Subject to availability of funds
Land Adjudication	Subsidize cost	COG/GOK/Development partners	2018-2022		
Ochuna Center	Expansion	COG/GOK/Development partners	2018-2022		
Low cost housing at Apito Market	Construction	COG/GOK/Development partners	2018-2022		
Olası and Kanga Centers	Spatial Planning	COG/GOK/Development partners	2018-2022		

##### KACHIENG

Project Name/Location	Description of Activities	Source of funding	Timeframe	Implementing Agency	Remarks
Title deeds entire ward	Issuance of title deeds	COG/GOK/Development partners	2018-2022	County Government of Migori	Subject to availability of funds
Bongo beach	Low cost housing	COG/GOK/Development partners	2018-2022		
Purchase of Dumpsite land	Purchase of land	COG/GOK/Development partners	2018-2022		
Sori town planning	Provision of town planning	COG/GOK/Development partners	2018-2022		
Demarcation of public lands	Demarcation of all public lands	COG/GOK/Development partners	2018-2022		
Bongu, Okiro, Oodi And Agolomouk Spatial Planning	Provision of spatial planning	COG/GOK/Development partners	2018-2022		

##### GOT KACHOLA

Project Name/Location	Description of Activities	Source of funding	Timeframe	Implementing Agency	Remarks
Title deeds	Issuance	COG/GOK/Development partners	2018-2022	County Government of Migori	Subject to availability of funds
Land adjudication		COG/GOK/Development partners	2018-2022		
Nyandago Swamps	Reclamation	COG/GOK/Development partners	2018-2022		

##### MUHURU BAY WARD

Project Name/Location	Description of Activities	Source of funding	Timeframe	Implementing Agency	Remarks
Muhuru Bay	Town Planning	COG/GOK/Development partners	2018-2022	County Government of Migori	Subject to availability of funds

#### 8.5 KURIA WEST SUB COUNTY

##### ISEBANIA WARD

Project Name/Location	Description of Activities	Source of funding	Timeframe	Implementing Agency	Remarks
Isebania Cemetery	Acquisition of land	COG/GOK/Development partners	2018-2022	County Government of Migori	Subject to availability of funds
Low cost housing	Construction	COG/GOK/Development partners	2018-2022		
Nyamaharaga town	Town Planning	COG/GOK/Development partners	2018-2022		

**MASABA WARD**

Project Name/Location	Description of Activities	Source of funding	Timeframe	Implementing Agency	Remarks
Purchase of land for Border ECDE	Acquisition of land	COG/GOK/Development partners	2018-2022	County Government of Migori	Subject to availability of funds

**BUKIRA CENTRAL WARD**

Project Name/Location	Description of Activities	Source of funding	Timeframe	Implementing Agency	Remarks
Purchase of land for Ikerege Dispensary	Acquisition of land	COG/GOK/Development partners	2018-2022	County Government of Migori	Subject to availability of funds
Survey and demarcation of Ikerege public land	Survey and Demarcation	COG/GOK/Development partners	2018-2022		
Valuation at Kehancha town		COG/GOK/Development partners	2018-2022		
Land for establishing housing schemes at Kehancha Town	Acquisition	COG/GOK/Development partners	2018-2022		
Listing and protection of public land in the ward	Listing and protection	COG/GOK/Development partners	2018-2022		
Title deeds	Follow-up	COG/GOK/Development partners	2018-2022		

**NYOMONSENSE/KOMOSOKO**

Project Name/Location	Description of Activities	Source of funding	Timeframe	Implementing Agency	Remarks
Purchase of land for Matare dispensary	Acquisition of land	COG/GOK/Development partners	2018-2022	County Government of Migori	Subject to availability of funds

**8.6 KURIA EAST SUB COUNTY****NYABASI WEST WARD**

Project Name/Location	Description of Activities	Source of funding	Timeframe	Implementing Agency	Remarks
Title deeds	Follow-up	COG/GOK/Development partners	2018-2022	County Government of Migori	Subject to availability of funds
Demarcation of Public Land	Demarcation	COG/GOK/Development partners	2018-2022		

**NTIMARU WEST WARD**

Project Name/Location	Description of Activities	Source of funding	Timeframe	Implementing Agency	Remarks
Land demarcation, Reclamation and Title deeds	Demarcation, Reclamation and Follow-up	COG/GOK/Development partners	2018-2022	County Government of Migori	Subject to availability of funds

**NTIMARU EAST WARD**

Project Name/Location	Description of Activities	Source of funding	Timeframe	Implementing Agency	Remarks
Land Adjudication	Adjudication	COG/GOK/Development partners	2018-2022	County Government of Migori	Subject to availability of funds
Siabai	Purchase of land for market	COG/GOK/Development partners	2018-2022		
	Purchase land for livestock auction yard	COG/GOK/Development partners	2018-2022		
	Purchase of land for Health centre	COG/GOK/Development partners	2018-2022		
	Purchase of land for a stage	COG/GOK/Development partners	2018-2022		
Wangirabose	Purchase of land for Modern market	COG/GOK/Development partners	2018-2022		



Project Name/Location	Description of Activities	Source of funding	Timeframe	Implementing Agency	Remarks
	Purchase of land for Cattle auction yard	COG/GOK/Development partners	2018-2022		
	Purchase of land for stage	COG/GOK/Development partners	2018-2022		
Siabai and Wangirabose	Town planning and opening of access roads	COG/GOK/Development partners	2018-2022		
	Purchase of land for cottage industries	COG/GOK/Development partners	2018-2022		
Makonge	Purchase of land for a Stadium at	COG/GOK/Development partners	2018-2022		
Renchage and Nyankongo	Acquire all wetlands [swamps] for protection and public utility	COG/GOK/Development partners	2018-2022	County Government of Migori	Subject to availability of funds
Makonge	Buy land for sports and recreation centre	COG/GOK/Development partners	2018-2022	County Government of Migori	Subject to availability of funds
Bobwe	Buy land for a community library and resource centre	COG/GOK/Development partners	2018-2022	County Government of Migori	Subject to availability of funds
Minyeze	Buy for sub-county administration offices	COG/GOK/Development partners	2018-2022	County Government of Migori	Subject to availability of funds
Itongo	Buy land for health centre	COG/GOK/Development partners	2018-2022	County Government of Migori	Subject to availability of funds
Nyankongo, Siabai, Wanguza and Talagai	Buy land for a market	COG/GOK/Development partners	2018-2022	County Government of Migori	Subject to availability of funds
Gosebe, Bobwe, Gwitare and Nyamotambe	Buy land for ECDE centre	COG/GOK/Development partners	2018-2022	County Government of Migori	Subject to availability of funds

#### NYABASI EAST WARD

Project Name/Location	Description of Activities	Source of funding	Timeframe	Implementing Agency	Remarks
Title deeds	Follow-up	COG/GOK/Development partners	2018-2022	County Government of Migori	Subject to availability of funds
Demarcation of Migori County and Narok County Boundaries		COG/GOK/Development partners	2018-2022		
Kegonga Town	Town Planning	COG/GOK/Development partners	2018-2022		

#### NTIMARU WEST WARD

Project Name/Location	Description of Activities	Source of funding	Timeframe	Implementing Agency	Remarks
Title deeds to schools and churches	Follow-up	COG/GOK/Development partners	2018-2022	County Government of Migori	Subject to availability of funds
Public land for projects	Acquisition	COG/GOK/Development partners	2018-2022		

#### 8.6 SUNA WEST SUB COUNTY

##### WASIMBETE WARD

Project Name/Location	Description of Activities	Source of funding	Timeframe	Implementing Agency	Remarks
Buembu Market	Purchase of land	COG/GOK/Development partners	2018-2022	County Government of Migori	Subject to availability of funds
Kopanga Sub Location	Land Survey	COG/GOK/Development partners	2018-2022		
Kopanga centre, Giribe market, Atela market, Arombe market and Boya market	Spatial Planning	COG/GOK/Development partners	2018-2022		

## 8.7 RONGO SUB COUNTY

### EAST KAMAGAMBO WARD

Project Name/Location	Description of Activities	Source of funding	Timeframe	Implementing Agency	Remarks
Opapo Marget	Spatial Planning	COG/GOK/Development partners	2018-2022	County Government of Migori	Subject to availability of funds

### CENTRAL KAMAGAMBO WARD

Project Name/Location	Description of Activities	Source of funding	Timeframe	Implementing Agency	Remarks
Rongo Town	Town Planning	COG/GOK/Development partners	2018-2022	County Government of Migori	Subject to availability of funds

### EAST KAMAGAMBO WARD

Project Name/Location	Description of Activities	Source of funding	Timeframe	Implementing Agency	Remarks
Opapo Center	Spatial Planning	COG/GOK/Development partners	2018-2022	County Government of Migori	Subject to availability of funds
Low cost housing	Construction	COG/GOK/Development partners	2018-2022		
Low cost housing at Thimjope	Construction	COG/GOK/Development partners	2018-2022		

## 9.0 COUNTY ASSEMBLY

### 9.1 SUNA EAST SUB-COUNTY

#### KAKRAO

Project Name /Location	Description of Activities	Source of funding	Timeframe	Implementing Agency	Remarks
County assembly	Purchase of lands for MCA's office construction	COG/GOK/Development partners	2018-2022	County Government of Migori	Subject to availability of funds

### 9.2 KURIA EAST SUB-COUNTY

#### NYABASI WEST

Project Name /Location	Description of Activities	Source of funding	Timeframe	Implementing Agency	Remarks
MCA Office	Construction	COG/GOK/Development partners	2018-2022	County Government of Migori	Subject to availability of funds

### 9.3 NYATIKE SUB-COUNTY

#### GOT KACHOLA

Project Name /Location	Description of Activities	Source of funding	Timeframe	Remarks
MCA Office	Construction	COG/GOK/Development partners	2018-2022	

## 10.0 PUBLIC SERVICE MANAGEMENT SECTOR.

### 10.1 URIRI SUB COUNTY

#### NORTH KANYAMKAGO WARD

Project Name /Location	Description of Activities	Source of funding	Timeframe	Implementing Agency	Remarks
Administration Offices at Masoge, Andingo, Ondome, Rae	Construction of Administrative Offices	COG/GOK/Development partners	2018-2022	County Government of Migori	Subject to availability of funds
Nyamasare and Andingo	Construction of police post	COG/GOK/Development partners	2018-2022		

### 10.2 RONGO SUB COUNTY

#### CENTRAL KAMAGAMBO WARD

Project Name /Location	Description of Activities	Source of funding	Timeframe	Implementing Agency	Remarks
Rongo sub-county office	Renovation	COG/GOK/Development partners	2018-2022	County Government of Migori	Subject to availability of funds

**10.3 AWENDO SUB COUNTY****SOUTH SAKWA WARD**

Project Name /Location	Description of Activities	Source of funding	Timeframe	Implementing Agency	Remarks
Village Committees	Establishment	COG/GOK/Development partners	2018-2022	County Government of Migori	Subject to availability of funds

**10.4 SUNA EAST SUB COUNTY****KWA WARD**

Project Name /Location	Description of Activities	Source of funding	Timeframe	Implementing Agency	Remarks
Kwa Ward	Construction and equipping of Ward Office	COG/GOK/Development partners	2018-2022	County Government of Migori	Subject to availability of funds

**KAKRAO WARD**

Project Name /Location	Description of Activities	Source of funding	Timeframe	Implementing Agency	Remarks
Kakrao Ward	Construction and equipping of Ward Office	COG/GOK/Development partners	2018-2022	County Government of Migori	Subject to availability of funds

**10.5 KURIA EAST SUB COUNTY****NTIMARU EAST WARD**

Project Name /Location	Description of Activities	Source of funding	Timeframe	Implementing Agency	Remarks
Ward administrator's Office	Construction and equipping	COG/GOK/Development partners	2018-2022	County Government of Migori	Subject to availability of funds

**NTIMARU WEST WARD**

Project Name /Location	Description of Activities	Source of funding	Timeframe	Implementing Agency	Remarks
Ntimaru West Ward	Construction and equipping of Ward Office	COG/GOK/Development partners	2018-2022	County Government of Migori	Subject to availability of funds

**NYABASI EAST WARD**

Project Name /Location	Description of Activities	Source of funding	Timeframe	Implementing Agency	Remarks
Nabasi East Ward	Construction of toilets, gate, fencing and water tank	COG/GOK/Development partners	2018-2022	County Government of Migori	Subject to availability of funds

**10.6 KURIA WEST SUB COUNTY****IKEREGE WARD**

Project Name /Location	Description of Activities	Source of funding	Timeframe	Implementing Agency	Remarks
Ikerege Ward	Construction and equipping of Ward Office	COG/GOK/Development partners	2018-2022	County Government of Migori	Subject to availability of funds

**ISEBANIA WARD**

Project Name /Location	Description of Activities	Source of funding	Timeframe	Implementing Agency	Remarks
Isebania Ward	Construction and equipping of Ward Office	COG/GOK/Development partners	2018-2022	County Government of Migori	Subject to availability of funds

**10.7 NYATIKE****GOT KACHOLA**

Project Name /Location	Description of Activities	Source of funding	Timeframe	Implementing Agency	Remarks
Ward Administrators office	Construction and equipping of Ward Office	COG/GOK/Development partners	2018-2022	County Government of Migori	Subject to availability of funds

**10.8 SUNA WEST SUB COUNTY****WASIMBETE WARD**

Project Name /Location	Description of Activities	Source of funding	Timeframe	Implementing Agency	Remarks
Village Administration Offices at Buembu, Kopanga, Mubacha and Nyamaraga sub locations	Construction and equipping of Village Office	COG/GOK/Development partners	2018-2022	County Government of Migori	Subject to availability of funds

## 11.0 INFORMATION, COMMUNICATION AND TECHNOLOGY SUB SECTOR

### 11.1 URIRI SUB COUNTY

#### CENTRAL KANYAMKAGO WARD

Project Name /Location	Description of Activities	Source of funding	Timeframe	Implementing Agency	Remarks
Resource And Learning Center	Construction and equipping	COG/GOK/Development partners	2018-2022	County Government of Migori	Subject to availability of funds
Laptops at Nyamolul, Ramuoma and Nyasaora primary Schools	Supply	COG/GOK/Development partners	2018-2022		

#### EAST KANYAMKAGO WARD

Project Name /Location	Description of Activities	Source of funding	Timeframe	Implementing Agency	Remarks
Resource Center at Oyani and Thimjope	Construction and equipping	COG/GOK/Development partners	2018-2022	County Government of Migori	Subject to availability of funds
Community library at Thimjope	Construction and equipping	COG/GOK/Development partners	2018-2022		

#### SOUTH KANYAMKAGO

Project Name /Location	Description of Activities	Source of funding	Timeframe	Implementing Agency	Remarks
Resource Center at Oyani	Construction and equipping	COG/GOK/Development partners	2018-2022	County Government of Migori	Subject to availability of funds
Community library at Oyani	Construction and equipping	COG/GOK/Development partners	2018-2022		

### 11.2 RONGO SUB COUNTY

#### NORTH KAMAGAMBO WARD

Project Name /Location	Description of Activities	Source of funding	Timeframe	Implementing Agency	Remarks
Computer Lab	Construction and equipping	COG/GOK/Development partners	2018-2022	County Government of Migori	Subject to availability of funds

#### EAST KAMAGAMBO WARD

Project Name /Location	Description of Activities	Source of funding	Timeframe	Implementing Agency	Remarks
ICT Resource Center	Construction and equipping	COG/GOK/Development partners	2018-2022	County Government of Migori	Subject to availability of funds

#### CENTRAL KAMAGAMBO WARD

Project Name /Location	Description of Activities	Source of funding	Timeframe	Implementing Agency	Remarks
Citizen Service Center at Rongo Town	Construction and equipping	COG/GOK/Development partners	2018-2022	County Government of Migori	Subject to availability of funds

### 11.3 AWENDO SUB COUNTY

#### NORTH SAKWA WARD

Project Name /Location	Description of Activities	Source of funding	Timeframe	Implementing Agency	Remarks
ICT Center at Kujanyokal, Angogo Kwoyo, Nyakur, Alara Nyambija	Construction and equipping	COG/GOK/Development partners	2018-2022	County Government of Migori	Subject to availability of funds

#### SOUTH SAKWA

Project Name /Location	Description Of Activities	Source Of Funding	Timeframe	Implementing Agency	Remarks
Manyatta Vocational Centre Rinya Chief's Camp Mariwa Marienga	Construction And Equipping Of Ict Centres	Cog/Gok/Development Partners	2018-2022	County Government Of Migori	Subject To Availability Of Funds

#### 11.4 SUNA WEST SUB COUNTY

##### GOD JOPE WARD

Project Name /Location	Description of Activities	Source of funding	Timeframe	Implementing Agency	Remarks
ICT Center at Nyamthenga, Osingo And Migori Youth Polytechnic	Construction and equipping	COG/GOK/Development partners	2018-2022	County Government of Migori	Subject to availability of funds

#### 11.5 NYATIKE SUB COUNTY

##### KALER WARD

Project Name /Location	Description of Activities	Source of funding	Timeframe	Implementing Agency	Remarks
ICT Center at Kanga-Onditi	Construction and equipping	COG/GOK/Development partners	2018-2022	County Government of Migori	Subject to availability of funds

#### KACHIENG

Project Name /Location	Description of Activities	Source of funding	Timeframe	Implementing Agency	Remarks
Sidika Resource And Learning Center	Construction and equipping	COG/GOK/Development partners	2018-2022	County Government of Migori	Subject to availability of funds
Sori And Bongo Beach ICT Center	Construction and equipping	COG/GOK/Development partners	2018-2022		
LED Screen at Oodi, St. Camillus And Okiro	Installation of LED screen	COG/GOK/Development partners	2018-2022		

#### GOT KACHOLA

Project Name /Location	Description of Activities	Source of funding	Timeframe	Remarks
ICT Resource centre at Otho	Construction	COG/GOK/Development partners	2018-2022	

#### 11.6 KURIA WEST SUB COUNTY

##### ISEBANIA WARD

Project Name /Location	Description of Activities	Source of funding	Timeframe	Implementing Agency	Remarks
ICT Center at Isebania	Construction and equipping	COG/GOK/Development partners	2018-2022	County Government of Migori	Subject to availability of funds

#### 11.7 KURIA EAST SUB COUNTY

##### NYABASI WEST WARD

Project Name /Location	Description of Activities	Source of funding	Timeframe	Implementing Agency	Remarks
ICT Center	Construction and equipping	COG/GOK/Development partners	2018-2022	County Government of Migori	Subject to availability of funds
ICT infrastructure at Chinato Polytechnic	Construction and equipping	COG/GOK/Development partners	2018-2022		

##### NYABASI EAST WARD

Project Name /Location	Description of Activities	Source of funding	Timeframe	Implementing Agency	Remarks
ICT Center at Kegonga and Kwiriba	Construction and equipping	COG/GOK/Development partners	2018-2022	County Government of Migori	Subject to availability of funds

**Table 53: Ongoing Projects**

**ROADS, TRANSPORT AND PUBLIC WORKS**

**NYATIKE SUB COUNTY**

Project Name	Location	Description of activities	Reasons for stalling
<b>Macalder- Kanyarwanda</b>			
Nyandema-Onger road	Macalder-Kanyarwanda	Opening	Inadequate funds
Mikei-Ogongo Road	Macalder-Kanyarwanda	Opening	Inadequate funds
Magawa- Orango Road	Macalder-Kanyarwanda	Opening	Inadequate funds
Kombato – Owich Road	Macalder-Kanyarwanda	Opening	Inadequate funds
NambaKodero Road	Macalder-Kanyarwanda	Opening	Inadequate funds
Dago –Milimani Road	Macalder-Kanyarwanda	Opening	Inadequate funds
<b>Kanyasa</b>			
Kosiemo- Ongenya road	Kanyasa	Opening and murraming	Contractor abandoned site
Okayo- Ungoe road	Kanyasa	Opening, culverting and murraming	Contractor abandoned site

**RONGO SUB COUNTY**

Project Name	Location	Description of activities	Reasons for stalling
<b>South kamagambo</b>			
Abisanal Bridge	S. Kamagambo	Bridge installed	Inadequate funds
Kitere - Ondoto Road	S. Kamagambo	Murraming	
Abisanal Access Roads	S. Kamagambo	Nothing done	

**AWENDO SUB COUNTY**

Project Name	Location	Description of activities	Reasons for stalling
<b>South sakwa ward</b>			
Nalunga-Uradi-Ulanda Road	S. Sakwa	Opening	Contractor abandoned site
<b>North Sakwa</b>			
Kuja-Ogongo –Medgisuka – Road	N. Sakwa	Opening	Poor workmanship
Kwoyo Kodala –Nyombija Road	N. Sakwa	Opening and murraming	
<b>West Sakwa</b>			
Siruti – Lee – Kwe roads	West Sakwa	Opening	Inadequate funds
Siruti – Gamba-Koyier road	West Sakwa	Opening	

**SUNA EAST SUB COUNTY**

Project Name	Location	Description of activities	Reasons for stalling
Koja bridge	S. Central	construction	Contractor abandoned site

**KURIA WEST SUB COUNTY**

Project Name	Location	Description of activities	Reasons for stalling
Nyamaharaga Primary-Momokoro -Visions Academy Roads	Isebania	Opening	Contractor abandoned site
Chacha Mantage – Summer Spring- Border Point Road	Isebania	Opening	
<b>Tagare</b>			

Nyasiriu- Nyamekona Road	Tagare	Opening, removal boulder and fixing culverts	Inadequate funds
--------------------------	--------	--	------------------

#### PUBLIC SERVICE MANAGEMENT

Project Name	Location	Description of activities	Reasons for stalling
Ward Administrator's Office	North Kamagambo,	Construction, installations and equipment	
Ward Administration Office	west sakwa	Construction, installations and equipment	Contractor not paid
Ward Administrators Office	Masaba	Construction, installations and equipment	
Ward Administrator's Office	North Sakwa	Construction, installations and equipment	Poor workmanship

#### ICT SUPPORT SERVICES

Project Name	Location	Description of activities	Reasons for stalling
Kanyagwala resource Centre	Central sakwa ward	Construction of a modern resource Centre	Finance

#### TRADE, TOURISM AND COOPERATIVE DEVELOPMENT.

##### KURIA WEST SUB COUNTY.

Project Name	Location	Description of activities	Reasons for stalling
Toilet.	Opposite police cells	Construction and installations	Lack of water and water tank.
Toilet	Adjacent to Revenue offices	Construction and installations	Insufficient funds.
Kuku ni pesa.	Mr. Roman Makabwas Home.	Delivery of machine and routine maintenance	Lack of proper co-ordination.
Solar light.	Moheto	Installation	No information
Solar light.	Komakara	Installation	No information.
Slaughter house	Boremagongo	Installation	Contractor not on site.
Boda-Boda shed.	Masaba.	Construction	Insufficient funds.
Market	Mabera	Foundation, walling	Insufficient funds

##### KURIA EAST SUB COUNTY.

Project Name	Location	Description of activities	Reasons for stalling
Market shed.	Ntitaru market	Construction of a modern market shed.	Insufficient funds.
Modern market	Masongora	Roofing, Stalls, Painting.	Insufficient funds.

##### NYATIKE SUB COUNTY.

Project Name	Location	Description of activities	Reasons for stalling
Two door latrines.	Banda, Kumoni and Ibencho	Construction of two door latrine.	Lack of sufficient funds to complete the project.
Canteen.	Thim Lich.	Materials on site	
Cattle auction	Ong'er market.	Fencing	Poor workmanship
Modern market	Ong'er	Construction and installations	
Modern toilet	Ong'er market	Construction and installations	Inadequate funding.
Moderntoilet.	Osiri matianda	No doors, roofing and fence.	Funding.
Water pan	Mariba		Funding
Toilet	Mikei market	Foundation.	Not known to this office.

##### RONGO SUB COUNTY.

Project Name	Location	Description of activities	Reasons for stalling
Proposed Market shade	Riosiri market	Left at foundation level and without slab.	Site abandoned by the contractor.
Proposed pit latrine	Riosiri market	Only pit dug.	Site abandoned by the contractor.
Proposed water borne toilet	Rongo bus park	Complete except no water.	
Market	Cham Gi Wadu	Fencing, latrine, roofing	Delays in payments
Market Toilet	Maroo market	Construction	Contractor not on site.
Solar street light	Maroo market	Installation	Contractor not on site



Water borne toilet	Okusi	Construction	Contractor not on site.
--------------------	-------	--------------	-------------------------

#### URIRI SUB COUNTY

Project Name	Location	Description of activities	Reasons for stalling
Market shed.	Uriri centre.	Construction	Contractor not on site.
Modern public toilet.	Oyani Centre.	Construction of a water born toilet.	Insufficient funds.
Open air market shade.	Oyani Centre.	Construction of modern market shade at Oyani.	Insufficient funds.
Market fencing	Oyani Centre.	To improve on revenue collection and sanitation.	Insufficient funds
Market toilet.	Oyani market	Construction	Contractor abandoning the site
Markettoilet.	Soweto market	Construction	Grabbed by a private developer
Solar street light	Kabonyo market	Installation	Contractor abandoning the site

#### SUNA EAST SUB COUNTY.

Project Name	Location	Description of activities	Reasons for stalling
Nyasare Slaughter house.	Nyasare	Connection of electricity	Insufficient funds.
market toilet.	Mirunga market	Roofing completed.	Not known to this office
Kisindi.	Sagegi	Pit dug	
Market toilet.	Ogwedhi market	Roofing completed	Contractor abandoned site

#### SUNA WEST SUB COUNTY.

Project Name	Location	Description of activities	Reasons for stalling
Market sheds	Masara market.	Building of a market shed, double roof to completion.	Insufficient funds
Water born toilet.	Masara market.	Construction of a modern market, water borne toilet at Masara market.	Insufficient funds.
Pitlatrine.	Magoto market.	Building of toilet	Delay in payment.
Modern ablution block.	Suna Marindi market.	Building, plastering and finishing.	Insufficient funds

#### AWENDO SUB COUNTY.

Project Name	Location	Description of activities	Reasons for stalling
Pit latrines.	Rahenya market	Digging of the pit latrine, construction of structure.	Delayed payments
Pit latrines	Nyang' Omaki market.	Digging pit latrine, construction of structure	Delayed payments
Market shade.	Dede market	Bush Clearing, Floor slab, Roofing and painting	Contractor not paid.
Public Toilet.	Rinya market.	Construction of Waterborne toilet.	Contractor not on site.

#### COUNTY ASSEMBLY

Project Name	Location	Description of activities	Reasons for stalling
MCA ward Offices	Gokeharaka, Nyabasi West, Kanyasa, Masaba, North Kadem, Nyabasi East, Wiga	Construction and installations	Contractors delayed payment

## EDUCATION

#### KURIA WEST SUB COUNTY

Project Name	Location	Description of activities	Reasons for stalling
ECDE classroom	Kiguyi primary school		
ECDE classroom	Getabara primary schools		Poor Work Done by The Contractor
ECDE classroom	Komasincha Primary School		

Project Name	Location	Description of activities	Reasons for stalling
ECDE classroom	Robarisia Primary School		Poor Contraction
ECDE classroom	Kwinyunyi Primary School		Structure started by CDF But Later Abandoned
Nyamararangere, Kombe Border, Nyamagagana, Rongabi, Roturuni ECDE classrooms	Masaba Ward	Construction of ECDE Classrooms	
ECDE classroom	Nyatechi Primary School	Construction of ECDE Classrooms	
ECDE classrooms	Nyamekoma, Komorege, Muchebe primary schools		Poor Workmanship
ECDE classrooms	Bogambero, Nyabirangacha Primary Schools		No Funding
<b>KURIA EAST SUB COUNTY</b>			
ECDE classroom	Nyamanche Primary	Construction of A Classroom	
ECDE classroom	Kugitimo Primary	Construction of A Classroom	
ECDE classroom	Nyamkongo primary school	Construction of Classroom	Contractor Abandoned the Site
ECDE classroom	Itongo Primary School	Construction of Classroom	Contractor Abandoned the Site
ECDE classroom	Wangirabose primary school	Construction of Classroom	Lack offunds
ECDE Classroom	Minyere primary school	Construction of Classroom	Lack of funds
ECDE classrooms	Matare boarding and day, Gwitembe primary schools	Construction of ECDE Classroom	Lack of Funds
<b>RONGO SUB COUNTY</b>			
ECDE classroom	Nyakwere Primary School	Construction of Standard Classroom	Insufficient Funds Abandoned Site By The Contractor
ECDE classroom	Marera	Construction of Standard Classroom	Insufficient Funds Abandoned Site by the Contractors
ECDE classrooms	Kitunja primary school	Construction Of ECDE	Inadequate Funds
ECDE classrooms	Rare primary schools	Construction of ECDE Classroom	Stalled Due to Delayed Payment
<b>URIRI SUB COUNTY</b>			
ECDE classroom	St Thomas Primary School	Construction and Equipping of the ECDE	
ECDE classroom	Thimjope Primary School	Construction of Standard ECDE Classroom	
ECDE classroom	Nyakurukuma Primary School	Construction of One Standard ECDE Classroom	
ECDE classroom	Thim Litch	Construction of One Standard ECDE Classroom	
ECDE classrooms	Ongenga, Nyamage, Milimani and Got Kodero primary schools	Construction of One Standard ECDE Classroom	
ECDE classrooms	Othoro Primary School	Construction of One Standard ECDE Classroom	
<b>NYATIKE SUB COUNTY</b>			
ECDE classroom	Aneko Primary School ECDE	Construction of Classroom	Non-Payment of Contractor
ECDE classroom	Olendo Primary School ECDE	Construction of Classroom	Non-Payment of Contractor

Project Name	Location	Description of activities	Reasons for stalling
ECDE classroom	Nyasoko Primary School	Construction of One Standard ECDE Classroom	Insufficient Funds
ECDE classroom	Ogongo, Kakuro, Ongoch, Kwach primary schools	Construction of One Standard ECDE Classroom	Inadequate Fund
ECDE classroom	Nyankondo Primary	Construction of ECDE Classroom	
<b>AWENDO SUB COUNTY</b>			
Raruowa Kadera, Nyan'gaya ECDE	North Sakwa	Construction of One Standard ECDE Classroom	Delayed Payment
ECDE classrooms	Rabuoro primary school	Construction of One Standard ECDE Classroom	Contractor Not Paid
ECDE classrooms	Rabuor, Uradi primary schools	Construction of One Standard ECDE Classroom	Contractor Not on Sit
ECDE classroom	Rayuler primary schools	Construction of Standard ECDE Classroom	
ECDE classroom	Bondo Tuchi Primary	Construction of Standard ECDE Class Room	
ECDE classroom	Kokore Primary School	Construction of Standard Classroom	
ECDE classroom	Lianda Primary School	Construction of Standard Classroom	
ECDE classroom	Alara Dayo Primary School	Construction of Standard Classroom	
<b>SUNA EAST SUB COUNTY</b>			
ECDE classrooms	Anding'o Kodit, Alara and Oduogo primary schools	Construction of One Standard ECDE Classroom	
ECDE classrooms	Nyikendo and Wi -Arot primary schools	Construction of One Standard ECDE Classroom	
<b>SUNA WEST SUB COUNTY</b>			
ECDE classroom	Barasango primary school	Construction of One Standard Classroom	Contractor Not Paid
ECDE classrooms	Nyangubo and Nyanko primary schools	Construction of One Standard ECDE Classroom	
ECDE classroom	Senior Chief Baraza Primary School	construction	Contractor Died

#### POLYTECHNICS

Project Name	Location	Description of activities	Reasons for stalling
Ikerege Polytechnic	Bukira central	Construction and installations	contractor abandoned the work
Maendeleo Youth Polytechnic	Ntimaru east	Construction and installations	
Ntimaru Youth Polytechnic	Ntimaru	Construction and installations	
Gamasisi Polytechnic	Gokeharaka	Construction and installations	
Kakrao Institute Polytechnic	Kakrao	Construction and installations	
Muhuru Vocational Training Centre	Muhuru	Construction and installations	Contractors not on site
God-Nyinyo Polytechnic	North kamagambo	Construction and installations	No funding

Project Name	Location	Description of activities	Reasons for stalling
Kokelo Youth Polytechnic	North kanyamkago	Construction and installations	

#### YOUTH, SPORTS, CULTURE AND GENDER

Project Name	Location	Description of activities	Reasons for stalling
Ward Tournament	Makerero Ward	Several ward clubs participate in the tournament.	

#### HEALTH

Project Name	Location	Description of activities	Reasons for stalling
<b>KURIA EAST SUB COUNTY</b>			
Staff Quarters.	Nyamaranga dispensary	Construction	Lack of Funds
Dispensary Ward	Nyamatambe	Construction	Delayed Payment
Dispensary	Tisiny	Construction	Lack of Funds
Staff houses	Nyamaranya Dispensary	Construction	Lack of funds
Doctors house	Nyaroha dispensary		
dispensary	Kiongo		
Dispensary	Maeta	Construction of physical facilities	Lack of funds
Dispensary	Nyamagongwi	Construction of physical facilities	Lack of funds
Maternity	Ntimaru sub county hospital	Construction	Lack of funds
Staff House	Gwitembe health centre	Construction	Lack of funds
Staff House	Makararangwe	Construction	Lack of funds
Staff House	Nyametembe	Construction	Lack of funds
Male wards	Ntimaru Sub-County Hospital	Construction	Insufficient funding
toilets	Ntimaru Sub-County Hospital	Construction	Insufficient funding
Maternity	Gairoro dispensary	Construction of physical facilities	Lack of funds
Dispensary	Wangirabose	Construction	Contractor abandoned the site.
staff quarter	Siabai-Makonge		Lack of funds
<b>KURIA WEST SUB COUNTY</b>			
OPD/VCT/Lab	Kehancha D. Hospital	Construction	Lack of funds
DHMT Adm. Block	Kehancha D. Hospital	Construction	Lack of funds
Maternity Block	Taranganya dispensary	Construction	Lack of funds
Maternity wing	Kombe Dispensary	Construction	Lack of funds
OPD Block /Registry	Kurutuange	Construction	Lack of funds
Twin staff house	Masaba Health Centre	Construction	Lack of funds
Staff houses	Nyamekongoroto H/C	Construction	Lack of funds
Twin staff house	Komosoko dispensary	Construction	Lack of funds
maternity	Getongoroma dispensary	Construction	Lack of funds
OPD	Motemorabu dispensary	construction	Lack of funds
kitchen	Bugumbe health centre	Construction	Lack of funds
PSC Block	Bugumbe	Construction	Lack of funds
General Ward	Nyangoge Health Centre	Construction	Lack of funds
dispensary	Nyamagongwe	Equipping and Fencing	Delayed payment.
Health Centre	Nyankore-	Roofing	Project handed to COG from CDF.
OPD Block	Nyamekoma Dispensary	Construction	Lack of funds
Laboratory Block	Muchebe dispensary	Construction of laboratory	Lack of funds
Maternity Block	Nyamataburo H/C	Construction of maternity	Lack of funds
Staff houses	Nyasese dispensary	Construction	Lack of funds
Dispensary	Mainangiti	Construction	Started by CDF but later left to the county
Staff twin houses	Komomange dispensary	Construction	Started by CDF but later left to the county
Maternity ward	Komomange dispensary	Construction	Started by CDF but later left to the county
General ward	Nyabokarange H/C	Construction	Lack of finances
Dispensary	Robirisia		Lack of funds
Isebania Theatre	Isebania	Construction of theatre	Lack of funding
<b>RONGO SUB COUNTY</b>			
Proposed Dispensary	Kangeso	Construction of physical facilities	Lack of funds

Project Name	Location	Description of activities	Reasons for stalling
Maternity wing	Ngodhe dispensary	Construction of physical facilities	Lack of funds
Ndege Oriedo Dispensary	North Kamagambo	Construction of physical facilities	Lack of funds
Hospital Wards	Rongo sub county hospital	Construction	Lack of funds
Proposed dispensary	Njiri	Construction	Contractor abandoned site
<b>NYATIKE SUB COUNTY</b>			
Wards	Olas dispensary	Construction of wards	Lack of funds
Maternity	Muhuru health centre	Construction	Lack of funds
Maternity	Winjo	Construction	Lack of funds
Dispensary	Ngimalo	Construction of physical facilities	Lack of funds
Equipment	Kumoni dispensary	Purchase	Non-operational lack of staffs
Dispensary	Mugabo	Construction of physical facilities	Lack of funds
Incinerator	Macalder sub county hospital	Construction and installations	Inadequate funding
Hospitalkitchen	Macalder sub county hospital	Construction	Inadequate funding
Hospital administration block	Macalder sub county hospital	Construction	No funding
Staff houses	Macalder sub county hospital	Construction	No funding
Got Orango dispensary	Orango	Construction	No funding.
Dispensary	Agenga	Upgrading	Lack of Funds
<b>AWENDO SUB COUNTY</b>			
Dispensary	Gamba-koduogo	Construction of dispensary	Lack of finances
Dispensary	Kokuro	Construction of standard dispensary and staff houses	
Dispensary	Ranjira	Construction of standard dispensary	
<b>RONGO SUB COUNTY</b>			
Dispensary	Njiri	Construction of dispensary	Site abandoned by the contractor
Theatre	Rongo Sub County Hospital	Equipping and repairing	Site abandoned by the contractor.
Dispensary	Kameji	Construction and installations	Insufficient funds
Dispensary	Koyar primary	Construct a dispensary	Insufficient funds
<b>SUNA WEST SUB COUNTY</b>			
Magoto Health Centre	Magoto	Building of health centre	Insufficient funds
Dispensary	Ore	Construction	
Wards	Nyamaraga	Construction	
<b>SUNA EAST SUB COUNTY</b>			
Wuothogik Dispensary	South Rabuor	Plastering and fittings	Insufficient funds
<b>URIRI SUB COUNTY</b>			
Dispensary	Rapogi	Construction	Insufficient funding

Table 54: Ongoing Projects

#### ROADS, TRANSPORT AND PUBLIC WORKS

##### NYATIKE SUB COUNTY

Project Name	Location	Description of activities	Reasons for stalling
<b>Macalder- Kanyarwanda</b>			
Nyandema-Onger road	Macalder-Kanyarwanda	Opening	Inadequate funds

Mikei-Ogongo Road	Macalder-Kanyarwanda	Opening	Inadequate funds
Magawa- Orango Road	Macalder-Kanyarwanda	Opening	Inadequate funds
Kombato – Owich Road	Macalder-Kanyarwanda	Opening	Inadequate funds
NambaKodero Road	Macalder-Kanyarwanda	Opening	Inadequate funds
Dago –Milimani Road	Macalder-Kanyarwanda	Opening	Inadequate funds
<b>Kanyasa</b>			
Kosiemo- Ongenya road	Kanyasa	Opening and murraming	Contractor abandoned site
Okayo- Ungoe road	Kanyasa	Opening, culverting and murraming	Contractor abandoned site

#### RONGO SUB COUNTY

Project Name	Location	Description of activities	Reasons for stalling
<b>South kamagambo</b>			
Abisanal Bridge	S. Kamagambo	Bridge installed	Inadequate funds
Kitere - Ondoto Road	S. Kamagambo	Murraming	
Abisanal Access Roads	S. Kamagambo	Nothing done	

#### AWENDO SUB COUNTY

Project Name	Location	Description of activities	Reasons for stalling
<b>South sakwa ward</b>			
Nalunga-Uradi-Ulanda Road	S. Sakwa	Opening	Contractor abandoned site
<b>North Sakwa</b>			
Kuja-Ogongo –Medgisuka – Road	N. Sakwa	Opening	Poor workmanship
Kwoyo Kodala –Nyombija Road	N. Sakwa	Opening and murraming	
<b>West Sakwa</b>			
Siruti – Lee – Kwe roads	West Sakwa	Opening	Inadequate funds
Siruti – Gamba-Koyier road	West Sakwa	Opening	

#### SUNA EAST SUB COUNTY

Project Name	Location	Description of activities	Reasons for stalling
Koja bridge	S. Central	construction	Contractor abandoned site

#### KURIA WEST SUB COUNTY

Project Name	Location	Description of activities	Reasons for stalling
Nyamaharaga Primary-Momokoro -Visions Academy Roads	Isebania	Opening	Contractor abandoned site
Chacha Mantage – Summer Spring- Border Point Road	Isebania	Opening	
<b>Tagare</b>			
Nyasiriu- Nyamekona Road	Tagare	Opening, removal boulder and fixing culverts	Inadequate funds

#### PUBLIC SERVICE MANAGEMENT

Project Name	Location	Description of activities	Reasons for stalling
Ward Administrator's Office	North Kamagambo,	Construction, installations and equipment	
Ward Administration Office	west sakwa	Construction, installations and equipment	Contractor not paid
Ward Administrators Office	Masaba	Construction, installations and equipment	
Ward Administrator's Office	North Sakwa	Construction, installations and equipment	Poor workmanship

#### ICT SUPPORT SERVICES

Project Name	Location	Description of activities	Reasons for stalling
--------------	----------	---------------------------	----------------------

Kanyagwala resource Centre	Central sakwa ward	Construction of a modern resource Centre	Finance
----------------------------	--------------------	--	---------

#### TRADE, TOURISM AND COOPERATIVE DEVELOPMENT.

##### KURIA WEST SUB COUNTY.

Project Name	Location	Description of activities	Reasons for stalling
Toilet.	Opposite police cells	Construction and installations	Lack of water and water tank.
Toilet	Adjacent to Revenue offices	Construction and installations	Insufficient funds.
Kuku ni pesa.	Mr. Roman Makabwas Home.	Delivery of machine and routine maintenance	Lack of proper co-ordination.
Solar light.	Moheto	Installation	No information
Solar light.	Komakara	Installation	No information.
Slaughter house	Boremagongo	Installation	Contractor not on site.
Boda-Boda shed.	Masaba.	Construction	Insufficient funds.
Market	Mabera	Foundation, walling	Insufficient funds

##### KURIA EAST SUB COUNTY.

Project Name	Location	Description of activities	Reasons for stalling
Market shed.	Ntamaru market	Construction of a modern market shed.	Insufficient funds.
Modern market	Masongora	Roofing, Stalls, Painting.	Insufficient funds.

##### NYATIKE SUB COUNTY.

Project Name	Location	Description of activities	Reasons for stalling
Two door latrines.	Banda, Kumoni and Ibencho	Construction of two door latrine.	Lack of sufficient funds to complete the project.
Canteen.	Thim Lich.	Materials on site	
Cattleauction	Ong'er market.	Fencing	Poor workmanship
Modern market	Ong'er	Construction and installations	
Modern toilet	Ong'er market	Construction and installations	Inadequate funding.
Moderntoilet.	Osiri matianda	No doors, roofing and fence.	Funding.
Water pan	Mariba		Funding
Toilet	Mikei market	Foundation.	Not known to this office.

##### RONGO SUB COUNTY.

Project Name	Location	Description of activities	Reasons for stalling
Proposed Market shade	Riosiri market	Left at foundation level and without slab.	Site abandoned by the contractor.
Proposed pit latrine	Riosiri market	Only pit dug.	Site abandoned by the contractor.
Proposed water borne toilet	Rongo bus park	Complete except no water.	
Market	Cham Gi Wadu	Fencing, latrine, roofing	Delays in payments
Market Toilet	Maroo market	Construction	Contractor not on site.
Solar street light	Maroo market	Installation	Contractor not on site
Water borne toilet	Okusi	Construction	Contractor not on site.

##### URIRI SUB COUNTY

Project Name	Location	Description of activities	Reasons for stalling
Market shed.	Uriri centre.	Construction	Contractor not on site.
Modern public toilet.	Oyani Centre.	Construction of a water born toilet.	Insufficient funds.
Open air market shade.	Oyani Centre.	Construction of modern market shade at Oyani.	Insufficient funds.
Market fencing	Oyani Centre.	To improve on revenue collection and sanitation.	Insufficient funds
Market toilet.	Oyani market	Construction	Contractor abandoning the site
Markettoilet.	Soweto market	Construction	Grabbed by a private developer
Solar street light	Kabonyo market	Installation	Contractor abandoning the site

##### SUNA EAST SUB COUNTY.

Project Name	Location	Description of activities	Reasons for stalling
--------------	----------	---------------------------	----------------------



Nyasare Slaughter house.	Nyasare	Connection of electricity	Insufficient funds.
market toilet.	Mirunga market	Roofing completed.	Not known to this office
Kisindi.	Sagegi	Pit dug	
Market toilet.	Ogwedhi market	Roofing completed	Contractor abandoned site

#### SUNA WEST SUB COUNTY.

Project Name	Location	Description of activities	Reasons for stalling
Market sheds	Masara market.	Building of a market shed, double roof to completion.	Insufficient funds
Water born toilet.	Masara market.	Construction of a modern market, water borne toilet at Masara market.	Insufficient funds.
Pitlatrine.	Magoto market.	Building of toilet	Delay in payment.
Modern ablution block.	Suna Marindi market.	Building, plastering and finishing.	Insufficient funds

#### AWENDO SUB COUNTY.

Project Name	Location	Description of activities	Reasons for stalling
Pit latrines.	Rahenya market	Digging of the pit latrine, construction of structure.	Delayed payments
Pit latrines	Nyang' Omaki market.	Digging pit latrine, construction of structure	Delayed payments
Market shade.	Dede market	Bush Clearing, Floor slab, Roofing and painting	Contractor not paid.
Public Toilet.	Rinya market.	Construction of Waterborne toilet.	Contractor not on site.

#### COUNTY ASSEMBLY

Project Name	Location	Description of activities	Reasons for stalling
MCA ward Offices	Gokeharaka, Nyabasi West, Kanyasa, Masaba, North Kadem, Nyabasi East, Wiga	Construction and installations	Contractors delayed payment

### EDUCATION

#### KURIA WEST SUB COUNTY

Project Name	Location	Description of activities	Reasons for stalling
ECDE classroom	Kiguyi primary school		
ECDE classroom	Getabara primary schools		Poor Work Done by The Contractor
ECDE classroom	Komasincha Primary School		
ECDE classroom	Robarisia Primary School		Poor Contraction
ECDE classroom	Kwinyunyi Primary School		Structure started by CDF But Later Abandoned
Nyamarangere, Kombe Border, Nyamagagana, Rongabi, Roturuni ECDE classrooms	Masaba Ward	Construction of ECDE Classrooms	
ECDE classroom	Nyatechi Primary School	Construction of ECDE Classrooms	
ECDE classrooms	Nyamekoma, Komorege, Muchebe primary schools		Poor Workmanship
ECDE classrooms	Bogambo, Nyabirangacha Primary Schools		No Funding
KURIA EAST SUB COUNTY			
ECDE classroom	Nyamanche Primary	Construction of A Classroom	

Project Name	Location	Description of activities	Reasons for stalling
ECDE classroom	Kugitimo Primary	Construction of A Classroom	
ECDE classroom	Nyamkongo primary school	Construction of Classroom	Contractor Abandoned the Site
ECDE classroom	Itongo Primary School	Construction of Classroom	Contractor Abandoned the Site
ECDE classroom	Wangirabose primary school	Construction of Classroom	Lack offunds
ECDE Classroom	Minyere primary school	Construction of Classroom	Lack of funds
ECDE classrooms	Matare boarding and day, Gwitembe primary schools	Construction of ECDE Classroom	Lack of Funds
<b>RONGO SUB COUNTY</b>			
ECDE classroom	Nyakwere Primary School	Construction of Standard Classroom	Insufficient Funds Abandoned Site By The Contractor
ECDE classroom	Marera	Construction of Standard Classroom	Insufficient Funds Abandoned Site by the Contractors
ECDE classrooms	Kitunja primary school	Construction Of ECDE	Inadequate Funds
ECDE classrooms	Rare primary schools	Construction of ECDE Classroom	Stalled Due to Delayed Payment
<b>URIRI SUB COUNTY</b>			
ECDE classroom	St Thomas Primary School	Construction and Equipping of the ECDE	
ECDE classroom	Thimjope Primary School	Construction of Standard ECDE Classroom	
ECDE classroom	Nyakurukuma Primary School	Construction of One Standard ECDE Classroom	
ECDE classroom	Thim Litch	Construction of One Standard ECDE Classroom	
ECDE classrooms	Ongenga, Nyamage, Milimani and Got Kodero primary schools	Construction of One Standard ECDE Classroom	
ECDE classrooms	Othoro Primary School	Construction of One Standard ECDE Classroom	
<b>NYATIKE SUB COUNTY</b>			
ECDE classroom	Aneko Primary School ECDE	Construction of Classroom	Non-Payment of Contractor
ECDE classroom	Olendo Primary School ECDE	Construction of Classroom	Non-Payment of Contractor
ECDE classroom	Nyasoko Primary School	Construction of One Standard ECDE Classroom	Insufficient Funds
ECDE classroom	Ogongo, Kakuro, Ongoch, Kwach primary schools	Construction of One Standard ECDE Classroom	Inadequate Fund
ECDE classroom	Nyankondo Primary	Construction of ECDE Classroom	
<b>AWENDO SUB COUNTY</b>			
Raruowa Kadera, Nyan'gaya ECDE	North Sakwa	Construction of One Standard ECDE Classroom	Delayed Payment
ECDE classrooms	Rabuoro primary school	Construction of One Standard ECDE Classroom	Contractor Not Paid

Project Name	Location	Description of activities	Reasons for stalling
ECDE classrooms	Rabuor, Uradi primary schools	Construction of One Standard ECDE Classroom	Contractor Not on Sit
ECDE classroom	Rayuler primary schools	Construction of Standard ECDE Classroom	
ECDE classroom	Bondo Tuchi Primary	Construction of Standard ECDE Class Room	
ECDE classroom	Kokore Primary School	Construction of Standard Classroom	
ECDE classroom	Lianda Primary School	Construction of Standard Classroom	
ECDE classroom	Alara Dayo Primary School	Construction of Standard Classroom	
<b>SUNA EAST SUB COUNTY</b>			
ECDE classrooms	Anding'o Kodit, Alara and Oduogo primary schools	Construction of One Standard ECDE Classroom	
ECDE classrooms	Nyikendo and Wi -Arot primary schools	Construction of One Standard ECDE Classroom	
<b>SUNA WEST SUB COUNTY</b>			
ECDE classroom	Barasango primary school	Construction of One Standard Classroom	Contractor Not Paid
ECDE classrooms	Nyangubo and Nyanko primary schools	Construction of One Standard ECDE Classroom	
ECDE classroom	Senior Chief Baraza Primary School	construction	Contractor Died

#### POLYTECHNICS

Project Name	Location	Description of activities	Reasons for stalling
Ikerege Polytechnic	Bukira central	Construction and installations	contractor abandoned the work
Maendeleo Youth Polytechnic	Ntimaru east	Construction and installations	
Ntimaru Youth Polytechnic	Ntimaru	Construction and installations	
Gamasisi Polytechnic	Gokeharaka	Construction and installations	
Kakrao Institute Polytechnic	Kakrao	Construction and installations	
Muhuru Vocational Training Centre	Muhuru	Construction and installations	Contractors not on site
God-Nyinyo Polytechnic	North kamagambo	Construction and installations	No funding
Kokelo Youth Polytechnic	North kanyamkago	Construction and installations	

#### YOUTH, SPORTS, CULTURE AND GENDER

Project Name	Location	Description of activities	Reasons for stalling
Ward Tournament	Makerero Ward	Several ward clubs participate in the tournament.	

#### HEALTH

Project Name	Location	Description of activities	Reasons for stalling
<b>KURIA EAST SUB COUNTY</b>			
Staff Quarters.	Nyamaranga dispensary	Construction	Lack of Funds
Dispensary Ward	Nyamatambe	Construction	Delayed Payment
Dispensary	Tisiny	Construction	Lack of Funds
Staff houses	Nyamaranya Dispensary	Construction	Lack of funds
Doctors house	Nyaroha dispensary		
dispensary	Kiongo		

Project Name	Location	Description of activities	Reasons for stalling
Dispensary	Maeta	Construction of physical facilities	Lack of funds
Dispensary	Nyamagongwi	Construction of physical facilities	Lack of funds
Maternity	Ntimaru sub county hospital	Construction	Lack of funds
Staff House	Gwitembe health centre	Construction	Lack of funds
Staff House	Makararangwe	Construction	Lack of funds
Staff House	Nyametembe	Construction	Lack of funds
Male wards	Ntimaru Sub-County Hospital	Construction	Insufficient funding
toilets	Ntimaru Sub-County Hospital	Construction	Insufficient funding
Maternity	Gairoro dispensary	Construction of physical facilities	Lack of funds
Dispensary	Wangirabose	Construction	Contractor abandoned the site.
staff quarter	Siabai-Makonge		Lack of funds
<b>KURIA WEST SUB COUNTY</b>			
OPD/VCT/Lab	Kehancha D. Hospital	Construction	Lack of funds
DHMT Adm. Block	Kehancha D. Hospital	Construction	Lack of funds
Maternity Block	Taranganya dispensary	Construction	Lack of funds
Maternity wing	Kombe Dispensary	Construction	Lack of funds
OPD Block /Registry	Kurutiangwe	Construction	Lack of funds
Twin staff house	Masaba Health Centre	Construction	Lack of funds
Staff houses	Nyamekongoroto H/C	Construction	Lack of funds
Twin staff house	Komosoko dispensary	Construction	Lack of funds
maternity	Getongoroma dispensary	Construction	Lack of funds
OPD	Motemorabu dispensary	construction	Lack of funds
kitchen	Bugumbe health centre	Construction	Lack of funds
PSC Block	Bugumbe	Construction	Lack of funds
General Ward	Nyangoge Health Centre	Construction	Lack of funds
dispensary	Nyamagongwe	Equipping and Fencing	Delayed payment.
Health Centre	Nyankore-	Roofing	Project handed to COG from CDF.
OPD Block	Nyamekoma Dispensary	Construction	Lack of funds
Laboratory Block	Muchebe dispensary	Construction of laboratory	Lack of funds
Maternity Block	Nyamataburo H/C	Construction of maternity	Lack of funds
Staff houses	Nyasese dispensary	Construction	Lack of funds
Dispensary	Mainangiti	Construction	Started by CDF but later left to the county
Staff twin houses	Komomange dispensary	Construction	Started by CDF but later left to the county
Maternity ward	Komomange dispensary	Construction	Started by CDF but later left to the county
General ward	Nyabokarange H/C	Construction	Lack of finances
Dispensary	Robirisia		Lack of funds
Isebania Theatre	Isebania	Construction of theatre	Lack of funding
<b>RONGO SUB COUNTY</b>			
Proposed Dispensary	Kangeso	Construction of physical facilities	Lack of funds
Maternity wing	Ngodhe dispensary	Construction of physical facilities	Lack of funds
Ndege Oriedo Dispensary	North Kamagambo	Construction of physical facilities	Lack of funds
Hospital Wards	Rongo sub county hospital	Construction	Lack of funds
Proposed dispensary	Njiri	Construction	Contractor abandoned site
<b>NYATIKE SUB COUNTY</b>			
Wards	Olas dispensary	Construction of wards	Lack of funds
Maternity	Muhuru health centre	Construction	Lack of funds
Maternity	Winjo	Construction	Lack of funds
Dispensary	Ngimalo	Construction of physical facilities	Lack of funds
Equipment	Kumoni dispensary	Purchase	Non-operational lack of staffs
Dispensary	Mugabo	Construction of physical facilities	Lack of funds
Incinerator	Macalder sub county hospital	Construction and installations	Inadequate funding

Project Name	Location	Description of activities	Reasons for stalling
Hospitalkitchen	Macalder sub county hospital	Construction	Inadequate funding
Hospital administration block	Macalder sub county hospital	Construction	No funding
Staff houses	Macalder sub county hospital	Construction	No funding
Got Orango dispensary	Orango	Construction	No funding.
Dispensary	Agenga	Upgrading	Lack of Funds
<b>AWENDO SUB COUNTY</b>			
Dispensary	Gamba-koduogo	Construction of dispensary	Lack of finances
Dispensary	Kokuro	Construction of standard dispensary and staff houses	
Dispensary	Ranjira	Construction of standard dispensary	
<b>RONGO SUB COUNTY</b>			
Dispensary	Njiri	Construction of dispensary	Site abandoned by the contractor
Theatre	Rongo Sub County Hospital	Equipping and repairing	Site abandoned by the contractor.
Dispensary	Kameji	Construction and installations	Insufficient funds
Dispensary	Koyar primary	Construct a dispensary	Insufficient funds
<b>SUNA WEST SUB COUNTY</b>			
Magoto Health Centre	Magoto	Building of health centre	Insufficient funds
Dispensary	Ore	Construction	
Wards	Nyamaraga	Construction	
<b>SUNA EAST SUB COUNTY</b>			
Wuothogik Dispensary	South Rabuor	Plastering and fittings	Insufficient funds
<b>URIRI SUB COUNTY</b>			
Dispensary	Rapogi	Construction	Insufficient funding